

6:00PM SHIFT: JANUARY, MARCH
8:30PM SHIFT: DECEMBER, FEBRUARY, APRIL

Lane Assignments

	11-12	13-14	15-16	17-18	19-20	21-22	23-24	25-26	27-28	29-30	31-32	33-34	
Wk14 12/16	-7-	-10-	-11-	-2-	-3-	-9-	-5-	-1-	-6-	-4-	-8-	-12-	Position Round
Wk15 01/06	-4-	-11-	-3-	-9-	-7-	-6-	-10-	-1-	-2-	-8-	-5-	-12-	

Team Standings

Place	#	Team Name	Points Won	Points Lost	Scratch Pins	Pins + HDCP	High Sers	HDCP Sers	High Game	HDCP Game	Team Avg
1	7	The Bowling Stones	200	125	24642	35130	2115	2868	731	1014	536
2	10	Split Happens	197	128	20526	34167	1744	2809	610	964	377
3	11	Pocket Pounders	195	130	25681	35017	2137	2854	783	1010	651
4	2	Ten Pin Wizards	188	137	29404	35155	2426	2918	867	1031	739
5	3	The Pindemic	185	140	28949	35120	2346	2853	846	1003	696
6	9	Conspiracy Theory	171 ½	153 ½	30304	35266	2700	3042	941	1055	744
7	5	Ballbarians	159	166	22687	34453	1859	2837	699	995	578
8	1	Tomorrow's Hangover	153	172	23209	34810	1974	2871	722	1028	578
9	6	Scared Splitless	133 ½	191 ½	24680	34859	2047	2833	749	1000	613
10	4	Straight Hookin'	120 ½	204 ½	22268	34286	1877	2825	692	1008	530
11	8	Spare Me	119 ½	205 ½	19994	34499	1675	2854	659	1028	516
12	12	BYE	0	0	0	0	0	0	0	0	0

Review of Last Week's Bowling.....

Lanes	Team Name	HDCP -1-	HDCP -2-	HDCP -3-	HDCP Total	Last Wk WON	Team Name	HDCP -1-	HDCP -2-	HDCP -3-	HDCP Total	Last Wk WON
11-12	The Bowling Stones	905	923	963	2791	22	Tomorrow's Hangover	884	903	882	2669	3
13-14	Ballbarians	883	921	871	2675	7 ½	Straight Hookin'	1008	909	908	2825	17 ½
15-16	Split Happens	882	900	900	2682	18	Spare Me	831	867	891	2589	7
17-18	Ten Pin Wizards	895	967	903	2765	19	Scared Splitless	856	855	1000	2711	6
19-20	Pocket Pounders	886	976	909	2771	12	Conspiracy Theory	907	872	952	2731	13
21-22	The Pindemic	855	901	995	2751	16	BYE	0	0	0	0	0

Last Week's Top Scores

Scratch Game	834	The Pindemic	819	Conspiracy Theory	804	Ten Pin Wizards
	749	Scared Splitless	740	Pocket Pounders	692	Straight Hookin'
Scratch Series	2332	Conspiracy Theory	2276	Ten Pin Wizards	2268	The Pindemic
	2063	Pocket Pounders	1958	Scared Splitless	1877	Straight Hookin'
Handicap Game	1008	Straight Hookin'	1000	Scared Splitless	995	The Pindemic
	976	Pocket Pounders	967	Ten Pin Wizards	963	The Bowling Stones
Handicap Series	2825	Straight Hookin'	2791	The Bowling Stones	2771	Pocket Pounders
	2765	Ten Pin Wizards	2751	The Pindemic	2731	Conspiracy Theory
Scratch Game	257	Alex Dundon	257	Mike Dixon	235	Autumn Meredith
	223	Ryan Nance	218	Joey Stamba	213	Ross Carpri
Scratch Series	694	Mike Dixon	655	Autumn Meredith	641	Ryan Nance
	608	Alex Dundon	591	Joey Stamba	580	Jacob Brown
Handicap Game	283	Pat Boland	283	Alex Dundon	281	Jacob Brown
	279	Hunter Jones	275	Autumn Meredith	274	Ross Carpri
Handicap Series	796	Jacob Brown	787	Hunter Jones	775	Autumn Meredith
	737	Bobby Lorino	735	Chris Vernon	727	Mike Dixon

Season High Scores

Team Scratch Game		Team Scratch Series		Team Handicap Game		Team Handicap Series	
941	Conspiracy Theory	2700	Conspiracy Theory	1055	Conspiracy Theory	3042	Conspiracy Theory
867	Ten Pin Wizards	2426	Ten Pin Wizards	1031	Ten Pin Wizards	2918	Ten Pin Wizards
846	The Pindemic	2346	The Pindemic	1028	Tomorrow's Hangover	2871	Tomorrow's Hango
783	Pocket Pounders	2137	Pocket Pounders	1028	Spare Me	2868	The Bowling Stone
749	Scared Splitless	2115	The Bowling Stones	1014	The Bowling Stones	2854	Spare Me
731	The Bowling Stones	2047	Scared Splitless	1010	Pocket Pounders	2854	Pocket Pounders
722	Tomorrow's Hangover	1974	Tomorrow's Hangover	1008	Straight Hookin'	2853	The Pindemic
699	Ballbarians	1877	Straight Hookin'	1003	The Pindemic	2837	Ballbarians
Scratch Game		Scratch Series		Handicap Game		Handicap Series	
286	Mike Dixon	768	Mike Dixon	312	Stevie Robertson	819	Mike Dixon
279	Ryan Nance	740	Ryan Nance	308	Frankie Portera	801	Mark Gray
277	Alex Dundon	696	John Young	307	Alex Dundon	798	Frankie Portera
268	John Young	662	Lauren Douglas	305	Jim Oswald	796	Jacob Brown
258	Frankie Portera	658	Alex Dundon	304	Jeff Brown	796	Jeff Brown
257	Lauren Douglas	657	Kurt Dinga	303	Mike Dixon	790	Stevie Robertson
255	Keith Nance	655	Autumn Meredith	297	Autumn Meredith	787	Hunter Jones
246	Joey Stamba	648	Frankie Portera	296	Chad Eron	783	Jimmy Brown

Most Improved Average

155	to	173.25	=	+18.25	Chris Mitchell	151	to	165.21	=	+14.21	Mark Gray
125	to	137.90	=	+12.90	Billy Riley	150	to	161.67	=	+11.67	Jeff Brown
204	to	215.33	=	+11.33	John Young						

Most Un-Improved Averages

164	to	149.06	=	-14.94	Hunter Jones	151	to	136.70	=	-14.30	Brad Boland
180	to	166.29	=	-13.71	Donnie Shunnarah	203	to	189.62	=	-13.38	Lauren Douglas
222	to	210.56	=	-11.44	Ryan Nance						

Individual High Averages

218.50	Mike Dixon	215.33	John Young	210.56	Ryan Nance	201.85	Alex Dundon	194.74	Keith Nance
193.58	Kenny Lee	191.38	Kurt Dinga	189.62	Lauren Douglas	187.81	Autumn Meredith	183.46	Frankie Portera

High Individual Match Points

33.5	Keith Nance	32.5	Jimmy Brown	32.5	Sam Lorino	32	Michael Giardina	32	Alex Dundon
------	-------------	------	-------------	------	------------	----	------------------	----	-------------

Team Rosters

Book	Avg	Name	Avg	HDCP	Pins	Gms	Points	Won	-1-	-2-	-3-	Total	HDCP	High	HDCP	High	HDCP	High	Pins +	
													Total	Game	Game	Sers	Sers		HDCP	
1 - Tomorrow's Hangover			Avg=578																	
144		Brian Robinson	153	69	5515	36	27.0	154	156	146	456	663	203	275	533	746	8062			
147		Jason Lee	154	68	2314	15	12.0				0	0	187	261	523	745	3376			
151		Chad Eron	147	74	3977	27	17.0	131	167	145	443	665	212	296	492	744	6683			
135		Ryan Knerr	124	95	2606	21	8.0	129	116	129	374	659	177	268	425	680	5111			
144		Joe Williams	155	67	1398	9	8.0	155	149	147	451	682	174	251	479	699	2091			
129		Andrew Williams	139	81	1254	9	9.0				0	0	176	266	465	735	2064			
166		Jim Oswald	162	61	5347	33	19.0				0	0	235	305	571	781	7423			
2 - Ten Pin Wizards			Avg=739																	
175		John Bachofer	179	45	6468	36	30.5	177	202	166	545	680	229	275	622	760	8751			
149		Russell Jordan	156	66	3285	21	14.0	158	179	176	513	717	211	276	541	717	4701			
202		Keith Nance	194	32	7595	39	33.5	177	200	200	577	673	255	289	647	749	8822			
222		Ryan Nance	210	18	8212	39	27.0	220	223	198	641	695	279	273	740	744	8731			
188		Kenny Lee	193	33	2323	12	9.0				0	0	228	261	601	686	2755			
158		Ben Watson	bk158	64	1011	6	4.0				0	0	193	251	509	694	1395			

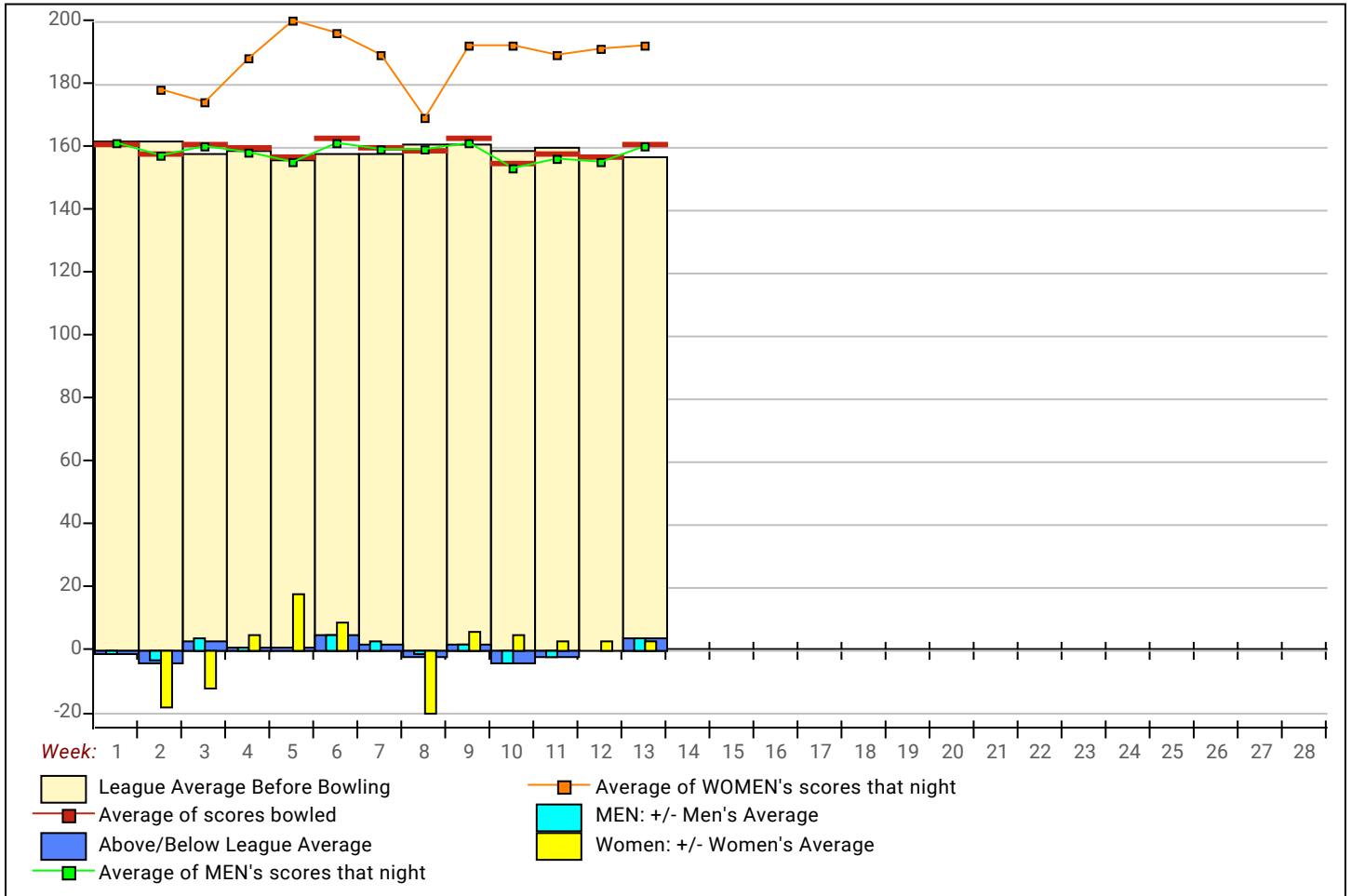
Book	Avg	Name	Avg HDCP	Pins	Gms	Points Won	-1-	-2-	-3-	Total	HDCP Total	High Game	HDCP Game	High Sers	HDCP Sers	Pins + HDCP	
3 - The Pandemic Avg=696																	
166		Chris Jones	163	60	6390	39	25.0	129	188	192	509	689	229	281	578	751	8586
182		Autumn Meredith	187	38	6761	36	24.0	235	215	205	655	775	243	297	655	780	8342
183		Bryant Hornsby	bk183	42	0	0				0	0	0	0	0	0	0	0
163		Umang Patel	bk163	60	0	0				0	0	0	0	0	0	0	0
181		Amanda Green	bk181	44	531	3	4.0			0	0	189		531			663
203		Lauren Douglas	189	36	7395	39	28.0	147	169	180	496	601	257	284	662	770	8616
196		Alex Dundon	201	26	7872	39	32.0	183	168	257	608	686	277	307	658	748	8913
4 - Straight Hookin' Avg=530																	
145		Billy Fisher	144	77	5626	39	24.5	148	134	135	417	648	214	292	504	738	8659
___		Shelton Boland	101	116	303	3				0	0	118		303			651
151		Brad Boland	136	84	4511	33	17.0	148	150	121	419	671	210	281	472	694	7802
164		Hunter Jones	149	72	5366	36	17.0	192	164	203	559	787	217	288	559	787	8501
150		Pat Boland	144	77	5196	36	21.0	204	145	133	482	719	204	283	490	733	8673
5 - Ballbarians Avg=578																	
125		Billy Riley	137	83	4137	30	25.5				0	0	188	282	464	746	6696
___		Chris Vernon	152	70	5040	33	24.0	153	194	172	519	735	209	279	538	735	7911
134		Bill Riley	140	81	5493	39	16.5	111	123	118	352	589	209	285	522	768	8511
147		Sangy Steelman	149	72	4479	30	15.0	133	173	136	442	658	187	261	505	721	7302
___		Josh Triola	150	72	2701	18	14.0	190	135	149	474	693	200	276	490	718	4033
145		Eddie Kovacik	bk145	76	0	0				0	0	0	0	0	0	0	0
___		Keith Chasteen	bk98	118	0	0				0	0	0	0	0	0	0	0
6 - Scared Splitless Avg=613																	
139		Vince Carpri	148	73	4441	30	14.5				0	0	200	276	520	745	6736
153		Gerald Burnett	150	72	4969	33	16.0	140	157	161	458	674	208	278	511	742	7324
165		Ross Carpri	163	60	4895	30	22.0	157	149	213	519	702	213	275	528	709	6713
156		Stevie Robertson	152	70	4573	30	19.0	131	132	172	435	642	229	312	541	790	6754
184		Andrew Robertson	176	48	5280	30	14.0	177	166	203	546	693	215	262	586	742	7332
7 - The Bowling Stones Avg=536																	
___		Andrew Brown	104	113	940	9	7.0	126	98	105	329	677	126	242	335	707	2032
150		Wes Ezzell	155	67	4209	27	19.0	150	172	180	502	706	211	287	549	771	6777
123		David Burnum	bk123	96	1112	8	9.0				0	0	179	275	445	733	2089
150		Jimmy Brown	154	68	6015	39	32.5	161	167	180	508	718	203	275	567	783	8874
167		Buddy Jessup	169	54	5607	33	18.5				0	0	225	275	598	760	7323
174		Michael Giardina	172	52	6226	36	32.0	162	180	192	534	690	236	288	551	704	8035
8 - Spare Me Avg=516																	
___		Parker Knight	132	88	396	3	4.0	95	140	161	396	660	161		396		660
125		Jonathan Hand	128	91	3867	30	17.0				0	0	195	289	427	709	7890
131		Terry Knight	136	84	4917	36	19.0	116	114	162	392	641	204	288	466	718	7938
___		Greg Peterson	120	99	4717	39	25.5	116	108	86	310	601	166	265	448	745	8695
___		Mike Vice	126	93	4951	39	21.0	143	144	121	408	687	173	268	443	728	8650
___		Will Gurner	152	70	456	3	1.0				0	0	185		456		666
9 - Conspiracy Theory Avg=744																	
180		Donnie Shunnarah	166	57	3492	21	15.0				0	0	222	247	583	692	5175
204		John Young	215	13	3876	18	17.0				0	0	268	284	696	765	4233
179		Mike Karam	180	45	2703	15	7.5	170	181	193	544	679	217	262	584	719	3360
194		Joey Stamba	183	42	4393	24	11.0	193	180	218	591	723	246	278	603	723	5278
195		Kurt Dinga	191	35	7464	39	26.0	154	156	193	503	602	245	281	657	765	8778
215		Mike Dixon	218	10	7866	36	31.0	257	222	215	694	727	286	303	768	819	8442

Book	Avg	Name	Avg HDCP	Pins	Gms	Points Won	-1-	-2-	-3-	Total	HDCP Total	High Game	HDCP Game	High Sers	HDCP Sers	Pins + HDCP	
10 - Split Happens Avg=377																	
123		Charlie Lorino	bk123	96	0	0				0	0	0		0		1254	
---		Pat Martin	0	0	0	0				0	0	0		0		544	
120		Sam Lorino	126	93	4919	39	32.5	79	104	130	313	589	169	260	475	748	8537
127		Paul Lorino	128	91	5007	39	27.0	147	132	114	393	666	174	266	413	689	8577
132		Bobby Lorino	132	88	3586	27	20.5	157	140	170	467	737	170	260	467	737	6622
142		Brian Lorino	143	78	5183	36	30.0	148	173	135	456	690	174	253	480	723	8633
11 - Pocket Pounders Avg=651																	
151		Mark Gray	165	58	3965	24	18.5				0	0	217	288	588	801	5378
155		Chris Mitchell	173	51	2079	12	12.0				0	0	216	283	570	726	2820
159		Jacob Brown	154	68	4620	30	21.0	209	209	162	580	796	209	281	580	796	6777
162		Mike Portera	159	63	2395	15	10.5				0	0	198	259	539	710	3298
150		Jeff Brown	161	62	4365	27	20.0	159	185	172	516	705	232	304	580	796	6075
170		Tony Carpri	160	63	3854	24	18.0	163	190	154	507	696	211	265	550	712	5309
190		Frankie Portera	183	42	4403	24	19.0	119	156	185	460	574	258	308	648	798	5360
12 - BYE Avg=0																	

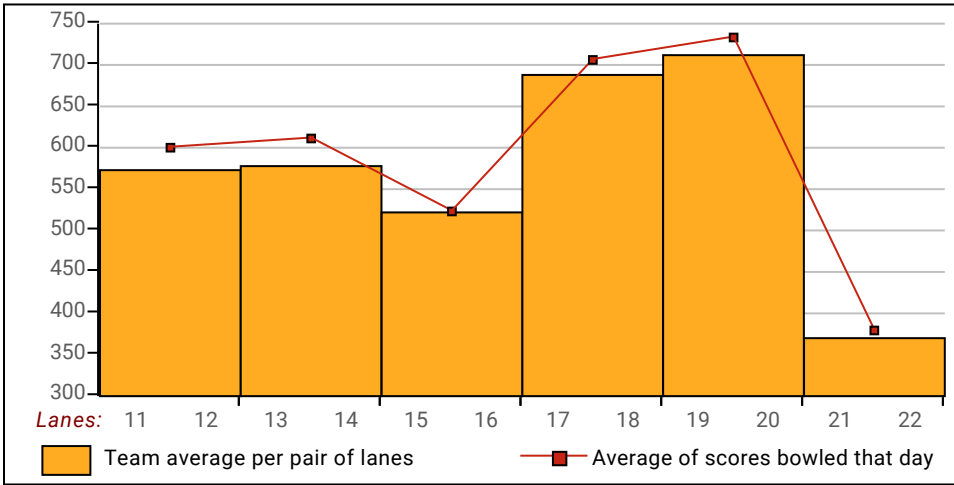
High match Points: All Members of This League

Name	Points Won	Points Lost	Name	Points Won	Points Lost
Keith Nance	33.5	18.5	Chad Eron	17.0	19.0
Jimmy Brown	32.5	19.5	Jonathan Hand	17.0	23.0
Sam Lorino	32.5	19.5	John Young	17.0	7.0
Michael Giardina	32.0	16.0	Bill Riley	16.5	35.5
Alex Dundon	32.0	20.0	Gerald Burnett	16.0	28.0
Mike Dixon	31.0	17.0	Donnie Shunnarah	15.0	13.0
John Bachofer	30.5	17.5	Sangy Steelman	15.0	25.0
Brian Lorino	30.0	18.0	Vince Carpri	14.5	25.5
Lauren Douglas	28.0	24.0	Andrew Robertson	14.0	26.0
Brian Robinson	27.0	21.0	Russell Jordan	14.0	14.0
Paul Lorino	27.0	25.0	Josh Triola	14.0	10.0
Ryan Nance	27.0	25.0	Chris Mitchell	12.0	4.0
Kurt Dinga	26.0	26.0	Jason Lee	12.0	8.0
Billy Riley	25.5	14.5	Joey Stamba	11.0	21.0
Greg Peterson	25.5	26.5	Mike Portera	10.5	9.5
Chris Jones	25.0	27.0	Kenny Lee	9.0	7.0
Billy Fisher	24.5	27.5	Andrew Williams	9.0	3.0
Chris Vernon	24.0	20.0	David Burnum	9.0	2.0
Autumn Meredith	24.0	24.0	Ryan Knerr	8.0	20.0
Ross Carpri	22.0	18.0	Joe Williams	8.0	4.0
Pat Boland	21.0	27.0	Mike Karam	7.5	12.5
Jacob Brown	21.0	19.0	Andrew Brown	7.0	5.0
Mike Vice	21.0	31.0	Parker Knight	4.0	
Bobby Lorino	20.5	15.5	Ben Watson	4.0	4.0
Jeff Brown	20.0	16.0	Amanda Green	4.0	
Frankie Portera	19.0	13.0	Will Gurner	1.0	3.0
Terry Knight	19.0	29.0	Bryant Hornsby		
Jim Oswald	19.0	25.0	Keith Chasteen		
Wes Ezzell	19.0	17.0	Umang Patel		
Stevie Robertson	19.0	21.0	Eddie Kovacic		
Mark Gray	18.5	13.5	Travis Diggs		
Buddy Jessup	18.5	25.5	Charlie Lorino		
Tony Carpri	18.0	14.0	Pat Martin		
Brad Boland	17.0	27.0	Shelton Boland		4.0
Hunter Jones	17.0	31.0			

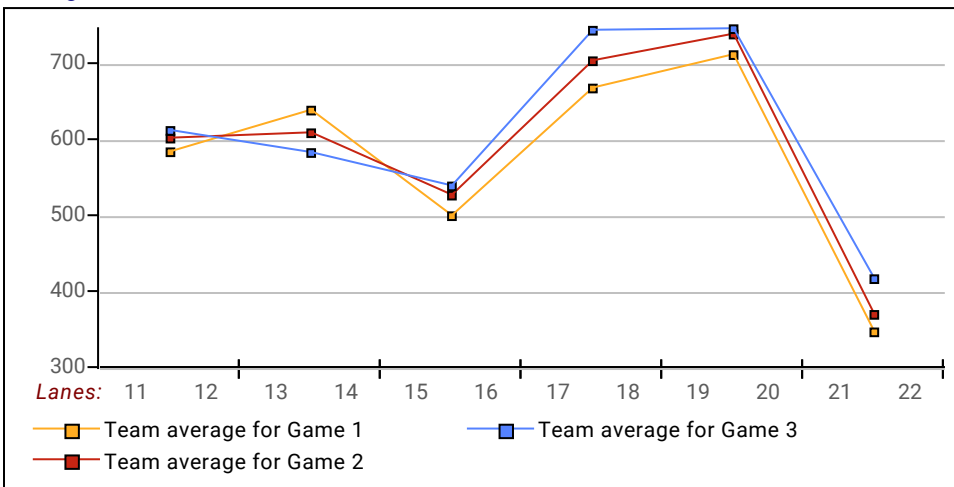
League Average Week-by-Week



Team Average vs Avg of Scores



Average of Scores for Each Game



Amount Over/Under Team Average

