

6:00PM SHIFT: MARCH
8:30PM SHIFT: FEBRUARY, APRIL

Lane Assignments

	11-12	13-14	15-16	17-18	19-20	21-22	23-24	25-26	27-28	29-30	31-32	33-34
Wk25 03/17	-10-	-8-	-9-	-11-	-1-	-7-	-4-	-5-	-6-	-2-	-3-	-12-
Wk26 03/24	-6-	-7-	-11-	-4-	-8-	-2-	-9-	-3-	-1-	-10-	-5-	-12-

Team Standings

Place	#	Team Name	Points Won	Points Lost	Year-To-Date WON	Scratch Pins	Pins + HDCP	High Sers	HDCP Sers	High Game	HDCP Game
1	5	Ballbarians	159½	90½	320½	42305	64085	1952	2861	699	1005
2	6	Scared Splitless	154	96	290½	44945	64184	2047	2833	749	1000
3	9	Conspiracy Theory	149½	100½	326	55005	64761	2700	3042	941	1056
4	4	Straight Hookin'	144	106	286½	41209	63802	1882	2825	692	1008
5	11	Pocket Pounders - 1	141	109	348	46963	64228	2137	2854	783	1010
6	10	Split Happens	125½	124½	332½	38284	63463	1847	2900	652	1003
7	2	Ten Pin Wizards	124½	125½	325½	53432	64412	2426	2918	883	1052
8	1	Tomorrow's Hangover	117	133	293	42698	63872	1974	2871	722	1028
9	3	The Pindemic	110	140	315	52308	63990	2346	2853	846	1003
10	8	Spare Me	90	160	210½	36115	62794	1675	2854	659	1028
11	7	The Bowling Stones - 1	84½	165½	299½	44540	63755	2115	2868	731	1014
12	12	BYE	0	0	0	0	0	0	0	0	0

Review of Last Week's Bowling.....

Pairing	Team Name	HDCP -1-	HDCP -2-	HDCP -3-	HDCP Total	Last Wk WON		Team Name	HDCP -1-	HDCP -2-	HDCP -3-	HDCP Total	Last Wk WON
-1-	The Pindemic	797	923	865	2585	8½	<-->	Straight Hookin'	838	891	901	2630	16½
-2-	Ballbarians	902	948	919	2769	18½	<-->	Scared Splitless	836	857	920	2613	6½
-3-	Conspiracy Theory	922	877	1028	2827	24	<-->	Split Happens	881	826	850	2557	1
-4-	Tomorrow's Hangover	826	951	881	2658	17	<-->	Ten Pin Wizards	871	830	880	2581	8
-5-	The Bowling Stones -	842	873	864	2579	9	<-->	Spare Me	847	834	909	2590	16
-6-	Pocket Pounders - 1	909	946	860	2715	18	<-->	BYE	847	834	909	2590	0

Last Week's Top Scores

Scratch Game	874	Conspiracy Theory	749	The Pindemic	712	Ten Pin Wizards
	709	Pocket Pounders - 1	649	Tomorrow's Hangover	648	Ballbarians
Scratch Series	2365	Conspiracy Theory	2077	Ten Pin Wizards	2063	The Pindemic
	2004	Pocket Pounders - 1	1869	Ballbarians	1788	Scared Splitless
Handicap Game	1028	Conspiracy Theory	951	Tomorrow's Hangover	948	Ballbarians
	946	Pocket Pounders - 1	923	The Pindemic	920	Scared Splitless
Handicap Series	2827	Conspiracy Theory	2769	Ballbarians	2715	Pocket Pounders - 1
	2658	Tomorrow's Hangover	2630	Straight Hookin'	2613	Scared Splitless
Scratch Game	247	Kurt Dinga	235	Ryan Nance	231	Alex Dundon
	221	Joey Stamba	214	Keith Nance	205	Russell Jordan
Scratch Series	623	Kurt Dinga	610	John Young	608	Joey Stamba
	596	Ryan Nance	579	Keith Nance	570	Alex Dundon
Handicap Game	283	Kurt Dinga	273	Russell Jordan	263	Pat Boland
	263	Joey Stamba	262	Donnie Shunnarah	262	Jim Oswald
Handicap Series	734	Joey Stamba	733	Jeff Brown	731	Kurt Dinga
	725	Chris Vernon	712	Jim Oswald	710	Sangy Steelman
					710	Bobby Lorino

Season High Scores

Team Scratch Game		Team Scratch Series		Team Handicap Game		Team Handicap Series	
941	Conspiracy Theory	2700	Conspiracy Theory	1056	Conspiracy Theory	3042	Conspiracy Theory
883	Ten Pin Wizards	2426	Ten Pin Wizards	1052	Ten Pin Wizards	2918	Ten Pin Wizards
846	The Pindemic	2346	The Pindemic	1028	Tomorrow's Hangover	2900	Split Happens
783	Pocket Pounders - 1	2137	Pocket Pounders - 1	1028	Spare Me	2871	Tomorrow's Hango
749	Scared Splitless	2115	The Bowling Stones - 1	1014	The Bowling Stones - 1	2868	The Bowling Stone
731	The Bowling Stones - 1	2047	Scared Splitless	1010	Pocket Pounders - 1	2861	Ballbarians
722	Tomorrow's Hangover	1974	Tomorrow's Hangover	1008	Straight Hookin'	2854	Spare Me
699	Ballbarians	1952	Ballbarians	1005	Ballbarians	2854	Pocket Pounders -
Scratch Game		Scratch Series		Handicap Game		Handicap Series	
300	Mike Dixon	768	Mike Dixon	312	Stevie Robertson	819	Mike Dixon
279	Ryan Nance	761	Ryan Nance	311	Mike Dixon	809	Ryan Nance
277	Alex Dundon	704	Alex Dundon	307	Alex Dundon	801	Mark Gray
257	Lauren Douglas	662	Lauren Douglas	305	Donnie Shunnarah	796	Jacob Brown
255	Keith Nance	660	Kurt Dinga	305	Jim Oswald	796	Jeff Brown
247	Kurt Dinga	655	Autumn Meredith	304	Jeff Brown	790	Stevie Robertson
246	Joey Stamba	647	Keith Nance	302	Hunter Jones	787	Hunter Jones
246	Donnie Shunnarah	622	John Bachofer	297	Autumn Meredith	783	Jimmy Brown

Most Improved Average

125	to	136.20	=	+11.20	Billy Riley	151	to	160.76	=	+9.76	Mark Gray
150	to	159.56	=	+9.56	Jeff Brown	134	to	143.33	=	+9.33	Bill Riley
147	to	155.83	=	+8.83	Sangy Steelman						

Most Un-Improved Averages

203	to	181.92	=	-21.08	Lauren Douglas	180	to	165.10	=	-14.90	Donnie Shunnarah
151	to	138.48	=	-12.52	Brad Boland	164	to	151.86	=	-12.14	Hunter Jones
202	to	191.82	=	-10.18	Keith Nance						

Individual High Averages

217.91	Mike Dixon	211.86	Ryan Nance	203.99	Alex Dundon	191.82	Keith Nance	191.06	Kurt Dinga
184.40	Joey Stamba	181.92	Lauren Douglas	180.71	Autumn Meredith	173.83	John Bachofer	168.06	Michael Giardina

High Individual Match Points

60	Alex Dundon	59.5	Keith Nance	54.5	Sam Lorino	53	Kurt Dinga	51	Billy Fisher
----	-------------	------	-------------	------	------------	----	------------	----	--------------

Team Rosters

Book	Avg	Name	Avg	HDCP	Pins	Gms	Points	Won	-1-	-2-	-3-	Total	HDCP	High	HDCP	High	HDCP	High	Pins +	
													Total	Game	Game	Sers	Sers		HDCP	
1 - Tomorrow's Hangover			Avg=561																	
144		Brian Robinson	151	71	9988	66	47.0					0	0	203	275	533	746		14602	
129		Andrew Williams	136	84	2869	21	16.0					0	0	176	266	465	735		4663	
151		Chad Eron	148	73	7132	48	37.0	128	164	160		452	671	212	296	521	749		11389	
135		Ryan Knerr	126	93	4557	36	17.0	125	138	106		369	648	177	270	425	686		8472	
147		Jason Lee	146	75	5259	36	19.5	137	147	121		405	627	187	261	523	745		7815	
166		Jim Oswald	162	61	9753	60	39.5	134	200	192		526	712	235	305	571	781		13500	
144		Joe Williams	156	66	2342	15	13.0					0	0	179	251	487	699		3431	
2 - Ten Pin Wizards			Avg=708																	
175		John Bachofer	173	51	11994	69	46.5	136	179	121		436	583	245	293	622	760		15840	
149		Russell Jordan	154	68	7416	48	33.5	127	134	205		466	670	211	276	541	719		10656	
188		Kenny Lee	190	36	3436	18	11.0					0	0	228	261	601	689		4063	
202		Keith Nance	191	35	13811	72	59.5	205	160	214		579	684	255	289	647	749		16169	
222		Ryan Nance	211	17	15254	72	51.0	235	189	172		596	644	279	294	761	809		16289	
158		Ben Watson	bk158	64	1011	6	4.0					0	0	193	251	509	694		1395	

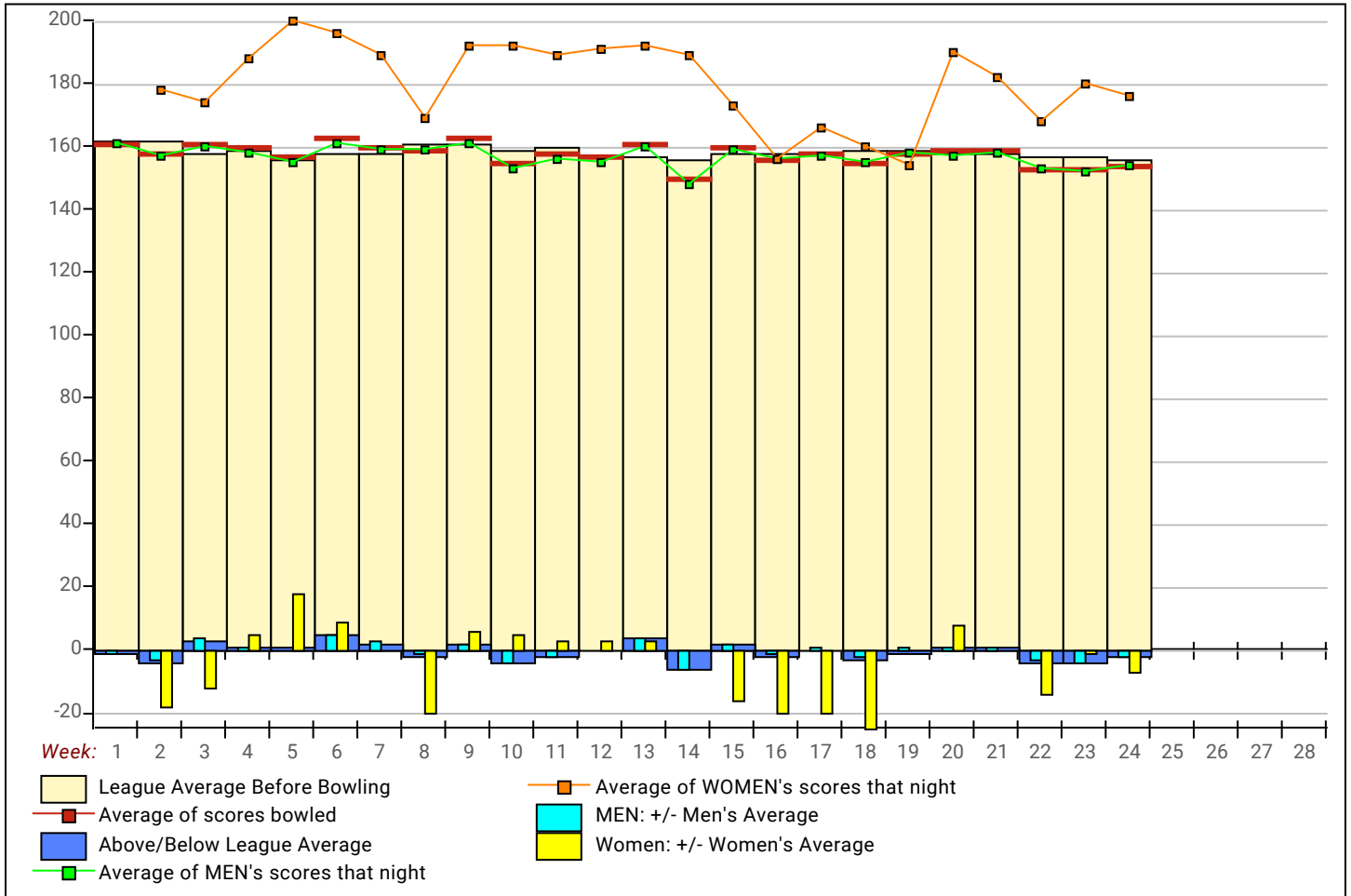
Book	Avg	Name	Avg	HDCP	Pins	Gms	Points	Won	-1-	-2-	-3-	Total	HDCP	High	HDCP	High	HDCP	Pins +	
													Total	Game	Game	Sers	Sers	HDCP	
3 - The Pandemic			Avg=724																
166		Chris Jones	160	63	11555	72	49.5		141	144	171	456	645	229	281	578	751	15746	
182		Autumn Meredith	180	45	11927	66	36.0	a170	a170	a170		510	645	243	297	655	780	15407	
203		Lauren Douglas	181	44	13098	72	48.5	163	204	160		527	656	257	284	662	770	15642	
196		Alex Dundon	203	24	14687	72	60.0	149	231	190		570	639	277	307	704	776	16532	
181		Amanda Green	bk181	44	531	3	4.0					0	0	189		531		663	
163		Umang Patel	bk163	60	0	0						0	0	0		0		0	
183		Bryant Hornsby	bk183	42	0	0						0	0	0		0		0	
4 - Straight Hookin'			Avg=533																
145		Billy Fisher	145	76	10022	69	51.0	125	157	158		440	668	214	292	507	738	15305	
		Shelton Boland	99	117	1787	18	10.5					0	0	120	236	318	666	3875	
151		Brad Boland	138	82	8724	63	37.0	135	126	128		389	635	210	281	472	706	14499	
164		Hunter Jones	151	71	10023	66	37.0	147	117	166		430	640	232	302	559	787	15255	
150		Pat Boland	149	72	9387	63	43.0	130	190	148		468	687	209	284	528	750	14868	
5 - Ballbarians			Avg=587																
125		Billy Riley	136	84	8172	60	45.5	116	129	145		390	642	188	282	464	746	13206	
134		Bill Riley	143	78	10320	72	45.0	141	173	141		455	692	209	285	522	768	16008	
		Chris Vernon	153	69	7374	48	30.0	179	181	155		515	725	209	279	538	735	12570	
147		Sangy Steelman	155	67	9817	63	47.0	166	165	178		509	710	217	287	559	769	14962	
		Josh Triola	149	72	4933	33	20.0					0	0	220	292	503	719	7339	
145		Eddie Kovacik	bk145	76	0	0						0	0	0		0		0	
		Keith Chasteen	bk98	118	0	0						0	0	0		0		0	
6 - Scared Splitless			Avg=611																
139		Vince Carpri	145	76	9151	63	38.5	133	112	126		371	596	212	288	520	745	13915	
156		Stevie Robertson	151	71	9088	60	43.0	158	139	182		479	692	229	312	541	790	13417	
153		Gerald Burnett	154	68	10226	66	43.0	153	177	167		497	701	210	282	547	754	14885	
165		Ross Carpri	161	62	9691	60	44.0	117	154	170		441	624	213	275	537	723	13360	
184		Andrew Robertson	174	50	6267	36	17.0					0	0	215	262	586	742	8607	
7 - The Bowling Stones - 1			Avg=544																
		Andrew Brown	108	109	1621	15	13.0					0	0	150	264	377	719	3394	
123		David Burnum	132	88	2652	20	17.0	120	119	132		371	629	198	289	477	750	4685	
150		Wes Ezzell	153	69	7826	51	36.5	146	167	168		481	688	215	287	549	771	13301	
150		Jimmy Brown	151	71	9987	66	45.5	131	135	117		383	593	203	275	567	783	14721	
167		Buddy Jessup	166	57	8507	51	26.5					0	0	225	275	598	760	12482	
174		Michael Giardina	168	55	11596	69	45.0	165	172	167		504	669	236	288	572	734	15172	
8 - Spare Me			Avg=463																
		Evan Knight	96	120	290	3						0	0	107		290		650	
		Parker Knight	123	96	2601	21	13.0	110	92	165		367	652	165	260	430	706	4506	
		Greg Peterson	119	99	6095	51	29.5					0	0	166	265	448	745	13133	
125		Jonathan Hand	125	94	7144	57	29.0	90	130	113		333	612	195	289	446	725	13657	
		Mike Vice	123	96	7805	63	35.0	127	116	98		341	626	173	268	443	728	15002	
131		Terry Knight	136	84	8610	63	35.0	153	129	166		448	700	204	288	466	718	15180	
		Will Gurner	152	70	456	3	1.0					0	0	185		456		666	
9 - Conspiracy Theory			Avg=757																
194		Joey Stamba	184	41	10511	57	37.5	211	176	221		608	734	246	278	608	734	12707	
180		Donnie Shunnarah	165	58	7925	48	37.0	187	134	203		524	701	246	305	583	743	11162	
195		Kurt Dinga	191	35	13756	72	53.0	167	209	247		623	731	247	283	660	765	16243	
215		Mike Dixon	217	11	12421	57	43.0					0	0	300	311	768	819	13204	
179		Mike Karam	174	50	3133	18	8.5					0	0	217	262	584	719	3925	
204		John Young	210	18	6321	30	26.0	203	204	203		610	661	274	295	752	815	6879	
151		Melanie Keener	bk151	71	428	3	3.0					0	0	150		428		641	

Book	Avg	Name	Avg	HDCP	Pins	Gms	Points Won	-1-	-2-	-3-	Total	HDCP Total	High Game	HDCP Game	High Sers	HDCP Sers	Pins + HDCP
10 - Split Happens Avg=511																	
123		Charlie Lorino	bk123	96	0	0					0	0	0		0		1254
120		Sam Lorino	124	95	8955	72	54.5	134	88	110	332	617	182	277	475	748	15693
127		Paul Lorino	129	90	9324	72	48.0	135	97	128	360	630	174	266	443	716	15894
132		Bobby Lorino	135	85	8144	60	47.0	140	158	154	452	710	177	265	488	752	14066
142		Brian Lorino	145	76	10030	69	51.0	126	137	112	375	600	201	279	545	779	16012
---		Pat Martin	0	0	0	0					0	0	0		0		544
11 - Pocket Pounders - 1 Avg=633																	
159		Jacob Brown	154	68	7891	51	37.0	143	140	129	412	613	212	281	580	796	12109
151		Mark Gray	160	63	7234	45	34.5				0	0	217	288	588	801	9943
162		Mike Portera	160	63	4818	30	26.5				0	0	219	282	539	710	6660
155		Chris Mitchell	159	63	5724	36	20.0	159	186	140	485	677	216	283	570	726	7860
150		Jeff Brown	159	63	7180	45	33.0	166	194	181	541	733	232	304	580	796	10033
190		Frankie Portera	184	41	6821	37	29.0	204	189	173	566	692	258	308	648	798	8750
170		Tony Carpri	168	55	6056	36	31.0				0	0	223	285	585	771	8873
12 - BYE Avg=0																	

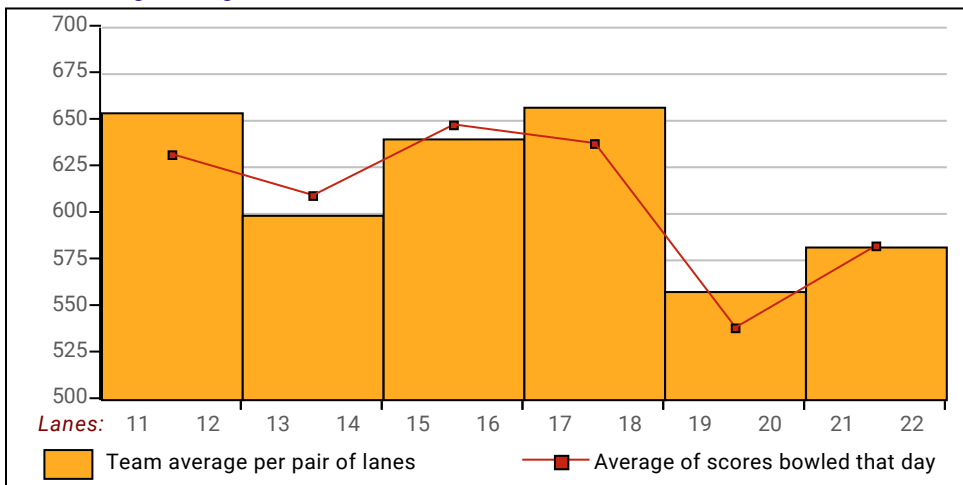
High match Points: All Members of This League

Name	Points Won	Points Lost	Name	Points Won	Points Lost
Alex Dundon	60.0	36.0	Russell Jordan	33.5	30.5
Keith Nance	59.5	36.5	Jeff Brown	33.0	27.0
Sam Lorino	54.5	41.5	Tony Carpri	31.0	17.0
Kurt Dinga	53.0	43.0	Chris Vernon	30.0	34.0
Billy Fisher	51.0	41.0	Greg Peterson	29.5	38.5
Ryan Nance	51.0	45.0	Frankie Portera	29.0	21.0
Brian Lorino	51.0	41.0	Jonathan Hand	29.0	47.0
Chris Jones	49.5	46.5	Mike Portera	26.5	13.5
Lauren Douglas	48.5	47.5	Buddy Jessup	26.5	41.5
Paul Lorino	48.0	48.0	John Young	26.0	14.0
Sangy Steelman	47.0	37.0	Chris Mitchell	20.0	28.0
Brian Robinson	47.0	41.0	Josh Triola	20.0	24.0
Bobby Lorino	47.0	33.0	Jason Lee	19.5	28.5
John Bachofer	46.5	45.5	Ryan Knerr	17.0	31.0
Jimmy Brown	45.5	42.5	Andrew Robertson	17.0	31.0
Billy Riley	45.5	34.5	David Burnum	17.0	10.0
Bill Riley	45.0	51.0	Andrew Williams	16.0	12.0
Michael Giardina	45.0	47.0	Joe Williams	13.0	7.0
Ross Carpri	44.0	36.0	Andrew Brown	13.0	7.0
Pat Boland	43.0	41.0	Parker Knight	13.0	15.0
Gerald Burnett	43.0	45.0	Kenny Lee	11.0	13.0
Stevie Robertson	43.0	37.0	Shelton Boland	10.5	13.5
Mike Dixon	43.0	33.0	Mike Karam	8.5	15.5
Jim Oswald	39.5	40.5	Ben Watson	4.0	4.0
Vince Carpri	38.5	45.5	Amanda Green	4.0	
Joey Stamba	37.5	38.5	Melanie Keener	3.0	1.0
Brad Boland	37.0	47.0	Will Gurner	1.0	3.0
Hunter Jones	37.0	51.0	Bryant Hornsby		
Jacob Brown	37.0	31.0	Keith Chasteen		
Donnie Shunnarah	37.0	27.0	Umang Patel		
Chad Eron	37.0	27.0	Eddie Kovacic		
Wes Ezzell	36.5	31.5	Travis Diggs		
Autumn Meredith	36.0	52.0	Charlie Lorino		
Mike Vice	35.0	49.0	Pat Martin		
Terry Knight	35.0	49.0	Evan Knight		4.0
Mark Gray	34.5	25.5			

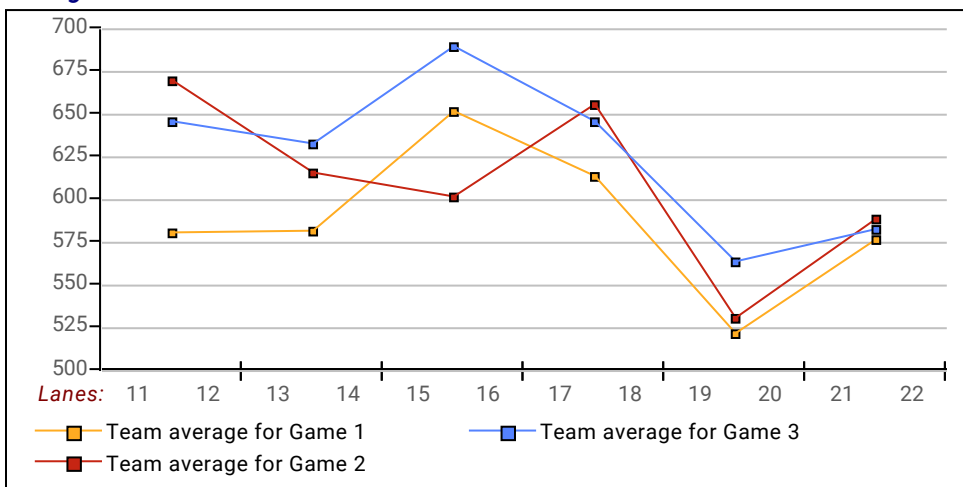
League Average Week-by-Week



Team Average vs Avg of Scores



Average of Scores for Each Game



Amount Over/Under Team Average

