

6:00PM SHIFT: JANUARY, MARCH
8:30PM SHIFT: FEBRUARY, APRIL

Lane Assignments

	11-12	13-14	15-16	17-18	19-20	21-22	23-24	25-26	27-28	29-30	31-32	33-34
Wk16 01/13	-2-	-9-	-11-	-6-	-3-	-1-	-8-	-5-	-4-	-10-	-7-	-12-
Wk17 01/20	-5-	-1-	-8-	-11-	-4-	-2-	-7-	-9-	-3-	-6-	-10-	-12-

Team Standings

Place	#	Team Name	Points Won	Points Lost	Scratch Pins	Pins + HDCP	High Sers	HDCP Sers	High Game	HDCP Game	Team Avg
1	5	Ballbarians	23	2	26180	39764	1880	2837	699	1005	580
2	2	Ten Pin Wizards	18	7	33781	40507	2426	2918	867	1031	737
3	4	Straight Hookin'	17	8	25746	39849	1877	2825	692	1008	537
4	9	Conspiracy Theory	16	9	34650	40446	2700	3042	941	1055	758
5	1	Tomorrow's Hangover	13	12	26813	40205	1974	2871	722	1028	579
6	6	Scared Splitless	13	12	28264	40105	2047	2833	749	1000	610
7	7	The Bowling Stones	12	13	28215	40335	2115	2868	731	1014	532
8	10	Split Happens	12	13	23566	39316	1744	2809	610	964	506
9	3	The Pindemic	9	16	33430	40552	2346	2853	846	1003	742
10	11	Pocket Pounders	8	17	29566	40267	2137	2854	783	1010	646
11	8	Spare Me	7	18	22758	39558	1675	2854	659	1028	481
12	12	BYE	0	0	0	0	0	0	0	0	0

Review of Last Week's Bowling.....

Pairing	Team Name	HDCP -1-	HDCP -2-	HDCP -3-	HDCP Total	Last Wk WON	Team Name	HDCP -1-	HDCP -2-	HDCP -3-	HDCP Total	Last Wk WON
-1-	Straight Hookin'	892	886	971	2749	17	<---> Pocket Pounders	909	880	877	2666	8
-2-	The Pindemic	922	882	842	2646	9	<---> Conspiracy Theory	901	984	857	2742	16
-3-	The Bowling Stones	902	895	837	2634	12	<---> Scared Splitless	849	894	939	2682	13
-4-	Split Happens	855	916	855	2626	12	<---> Tomorrow's Hangover	828	868	973	2669	13
-5-	Ten Pin Wizards	943	981	825	2749	18	<---> Spare Me	872	828	858	2558	7
-6-	Ballbarians	1005	921	887	2813	23	<---> BYE	872	828	858	2558	0

Last Week's Top Scores

Scratch Game	841	Conspiracy Theory	817	Ten Pin Wizards	765	The Pindemic
	694	Ballbarians	685	Pocket Pounders	667	Tomorrow's Hangover
Scratch Series	2313	Conspiracy Theory	2257	Ten Pin Wizards	2175	The Pindemic
	1994	Pocket Pounders	1902	The Bowling Stones	1880	Ballbarians
Handicap Game	1005	Ballbarians	984	Conspiracy Theory	981	Ten Pin Wizards
	973	Tomorrow's Hangover	971	Straight Hookin'	939	Scared Splitless
Handicap Series	2813	Ballbarians	2749	Ten Pin Wizards	2749	Straight Hookin'
	2742	Conspiracy Theory	2682	Scared Splitless	2669	Tomorrow's Hangover
Scratch Game	276	Ryan Nance	245	Alex Dundon	233	Keith Nance
	230	Kurt Dinga	220	Josh Triola	217	Mike Dixon
Scratch Series	725	Ryan Nance	660	Kurt Dinga	638	Alex Dundon
	612	Keith Nance	595	Joey Stamba	595	Mike Dixon
Handicap Game	294	Ryan Nance	292	Josh Triola	269	Alex Dundon
	267	Mark Gray	266	Keith Nance	265	Brad Boland
					265	Kurt Dinga
Handicap Series	779	Ryan Nance	765	Kurt Dinga	750	Sangy Steelman
	740	Mark Gray	735	Pat Boland	735	Bobby Lorino

Season High Scores

Team Scratch Game		Team Scratch Series		Team Handicap Game		Team Handicap Series	
941	Conspiracy Theory	2700	Conspiracy Theory	1055	Conspiracy Theory	3042	Conspiracy Theory
867	Ten Pin Wizards	2426	Ten Pin Wizards	1031	Ten Pin Wizards	2918	Ten Pin Wizards
846	The Pindemic	2346	The Pindemic	1028	Tomorrow's Hangover	2871	Tomorrow's Hango
783	Pocket Pounders	2137	Pocket Pounders	1028	Spare Me	2868	The Bowling Stone
749	Scared Splitless	2115	The Bowling Stones	1014	The Bowling Stones	2854	Spare Me
731	The Bowling Stones	2047	Scared Splitless	1010	Pocket Pounders	2854	Pocket Pounders
722	Tomorrow's Hangover	1974	Tomorrow's Hangover	1008	Straight Hookin'	2853	The Pindemic
699	Ballbarians	1880	Ballbarians	1005	Ballbarians	2837	Ballbarians
Scratch Game		Scratch Series		Handicap Game		Handicap Series	
286	Mike Dixon	768	Mike Dixon	312	Stevie Robertson	819	Mike Dixon
279	Ryan Nance	740	Ryan Nance	308	Frankie Portera	801	Mark Gray
277	Alex Dundon	696	John Young	307	Alex Dundon	798	Frankie Portera
268	John Young	677	Alex Dundon	305	Jim Oswald	796	Jacob Brown
258	Frankie Portera	662	Lauren Douglas	304	Jeff Brown	796	Jeff Brown
257	Lauren Douglas	660	Kurt Dinga	303	Mike Dixon	790	Stevie Robertson
255	Keith Nance	655	Autumn Meredith	297	Autumn Meredith	787	Hunter Jones
246	Joey Stamba	648	Frankie Portera	296	Chad Eron	783	Jimmy Brown

Most Improved Average

125	to	138.48	=	+13.48	Billy Riley	151	to	163.07	=	+12.07	Mark Gray
150	to	161.67	=	+11.67	Jeff Brown	144	to	154.45	=	+10.45	Brian Robinson
119	to	127.38	=	+8.38	Mike Vice						

Most Un-Improved Averages

180	to	164.79	=	-15.21	Donnie Shunnarah	203	to	188.76	=	-14.24	Lauren Douglas
151	to	137.31	=	-13.69	Brad Boland	164	to	151.36	=	-12.64	Hunter Jones
135	to	124.21	=	-10.79	Ryan Knerr						

Individual High Averages

216.95	Mike Dixon	212.16	Ryan Nance	206.71	John Young	204.16	Alex Dundon	194.64	Keith Nance
193.00	Kurt Dinga	188.76	Lauren Douglas	186.45	Autumn Meredith	185.50	Joey Stamba	183.86	Frankie Portera

High Individual Match Points

40	Alex Dundon	37.5	Keith Nance	36.5	Jimmy Brown	36	Michael Giardina	35.5	John Bachofer
----	-------------	------	-------------	------	-------------	----	------------------	------	---------------

Team Rosters

Book	Avg	Name	Avg	HDCP	Pins	Gms	Points	Won	-1-	-2-	-3-	Total	HDCP	High	HDCP	High	HDCP	High	Pins +	
													Total	Game	Game	Sers	Sers		HDCP	
1 - Tomorrow's Hangover			Avg=579																	
144		Brian Robinson	154	68	6487	42	34.0	183	125	184	492	699	203	275	533	746	9448			
129		Andrew Williams	140	81	2101	15	14.0	108	169	136	413	656	176	266	465	735	3397			
135		Ryan Knerr	124	95	2981	24	9.0	93	125	157	375	660	177	268	425	680	5771			
166		Jim Oswald	161	62	5818	36	22.0	138	143	190	471	654	235	305	571	781	8077			
147		Jason Lee	154	68	2314	15	12.0				0	0	187	261	523	745	3376			
151		Chad Eron	147	74	4429	30	20.0				0	0	212	296	492	744	7357			
144		Joe Williams	157	65	1885	12	11.0				0	0	179	251	487	699	2779			
2 - Ten Pin Wizards			Avg=737																	
175		John Bachofer	177	47	7449	42	35.5	165	146	167	478	616	229	275	622	760	10005			
149		Russell Jordan	154	68	4182	27	19.0	143	177	122	442	643	211	276	541	717	5997			
202		Keith Nance	194	32	8759	45	37.5	233	218	161	612	711	255	289	647	749	10181			
222		Ryan Nance	212	16	9547	45	32.0	238	276	211	725	779	279	294	740	779	10174			
188		Kenny Lee	193	33	2323	12	9.0				0	0	228	261	601	686	2755			
158		Ben Watson	bk158	64	1011	6	4.0				0	0	193	251	509	694	1395			

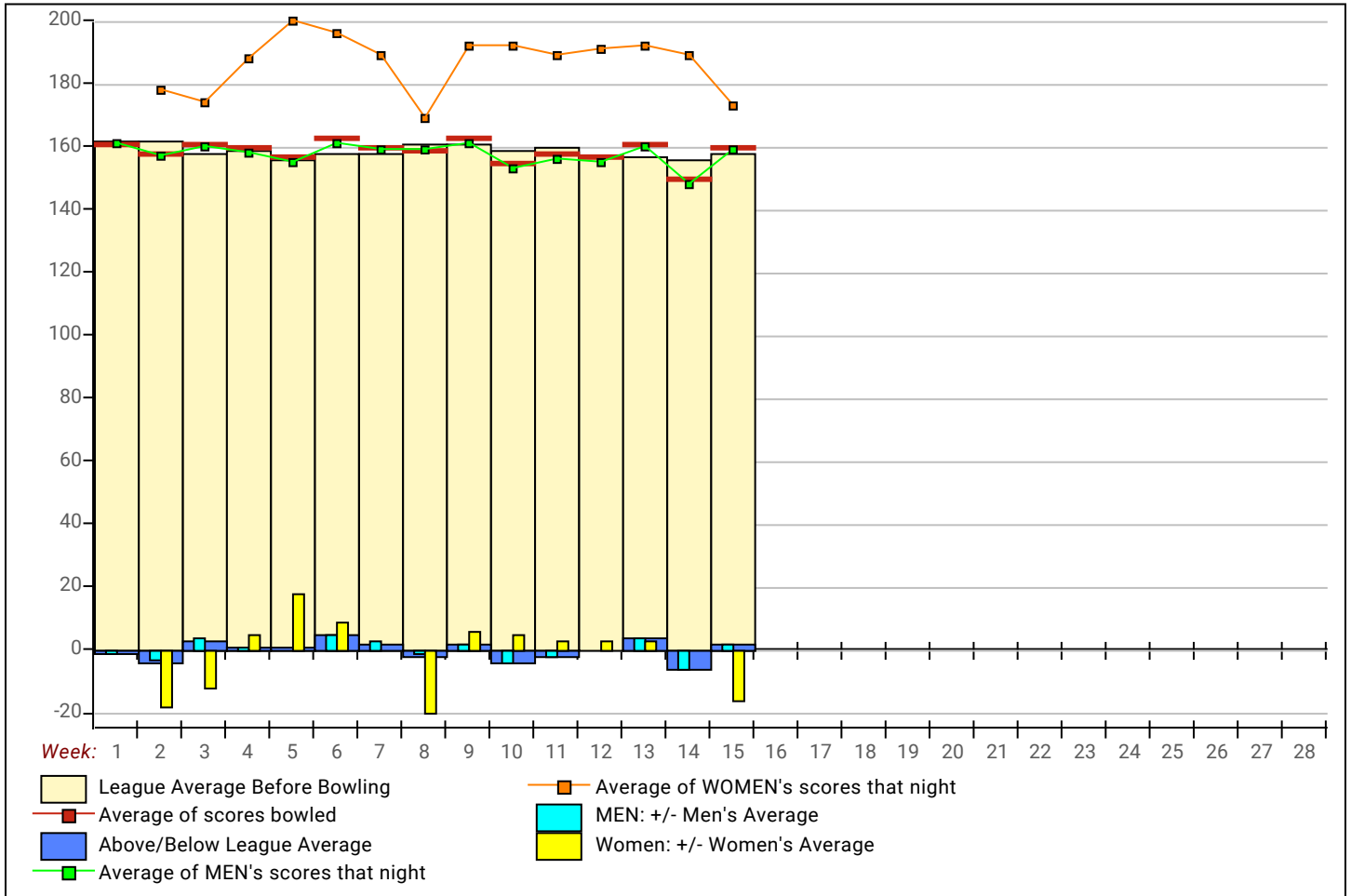
Book					Points				HDCP	High	HDCP	High	HDCP	Pins +		
Avg	Name	Avg	HDCP	Pins	Gms	Won	-1-	-2-	-3-	Total	Total	Game	Game	Sers	Sers	HDCP
3 - The Pandemic Avg=742																
166	Chris Jones	164	59	7387	45	31.0	196	157	148	501	681	229	281	578	751	9943
182	Autumn Meredith	186	39	7831	42	25.0	160	164	173	497	608	243	297	655	780	9637
203	Lauren Douglas	188	37	8494	45	31.0	201	159	179	539	647	257	284	662	770	9931
196	Alex Dundon	204	23	9187	45	40.0	208	245	185	638	710	277	307	677	755	10378
181	Amanda Green	bk181	44	531	3	4.0				0	0	189		531		663
163	Umang Patel	bk163	60	0	0					0	0	0		0		0
183	Bryant Hornsby	bk183	42	0	0					0	0	0		0		0
4 - Straight Hookin' Avg=537																
145	Billy Fisher	146	75	6133	42	28.5				0	0	214	292	507	738	9397
—	Shelton Boland	103	114	935	9	5.0	114	120	80	314	656	120	234	318	666	1973
151	Brad Boland	137	83	5355	39	22.0	120	140	181	441	693	210	281	472	694	9150
164	Hunter Jones	151	71	6357	42	22.0	143	127	182	452	665	217	288	559	787	9921
150	Pat Boland	146	75	5700	39	25.0	169	153	182	504	735	204	283	504	735	9408
5 - Ballbarians Avg=580																
125	Billy Riley	138	82	4570	33	29.5	153	147	133	433	682	188	282	464	746	7378
—	Chris Vernon	152	70	5040	33	24.0				0	0	209	279	538	735	8547
—	Josh Triola	152	70	3663	24	17.0	220	160	123	503	719	220	292	503	719	5427
134	Bill Riley	138	82	6244	45	20.5	133	143	140	416	662	209	285	522	768	9751
147	Sangy Steelman	150	72	5400	36	19.0	188	160	180	528	750	188	262	528	750	8661
145	Eddie Kovacik	bk145	76	0	0					0	0	0		0		0
—	Keith Chasteen	bk98	118	0	0					0	0	0		0		0
6 - Scared Splitless Avg=610																
139	Vince Carpri	147	74	5300	36	16.5	141	134	188	463	688	200	276	520	745	8039
153	Gerald Burnett	152	70	5948	39	21.0	156	166	170	492	705	210	282	511	742	8732
156	Stevie Robertson	150	72	5405	36	21.0	142	146	145	433	649	229	312	541	790	8012
165	Ross Carpri	161	62	5809	36	24.0	131	169	157	457	640	213	275	528	709	7990
184	Andrew Robertson	176	48	5280	30	14.0				0	0	215	262	586	742	7332
7 - The Bowling Stones Avg=532																
—	Andrew Brown	103	114	1244	12	10.0				0	0	126	242	335	707	2675
150	Wes Ezzell	153	69	5059	33	22.0	169	143	138	450	657	211	287	549	771	8035
123	David Burnum	bk123	96	1112	8	9.0				0	0	179	275	445	733	2089
150	Jimmy Brown	153	69	6904	45	36.5	143	178	120	441	648	203	275	567	783	10174
167	Buddy Jessup	169	54	6114	36	20.5	154	197	156	507	669	225	275	598	760	7992
174	Michael Giardina	172	52	7249	42	36.0	192	133	179	504	660	236	288	551	704	9370
8 - Spare Me Avg=481																
—	Parker Knight	132	88	396	3	4.0				0	0	161		396		660
125	Jonathan Hand	126	93	4175	33	18.0	124	90	94	308	581	195	289	427	709	8471
—	Evan Knight	96	120	290	3					0	0	107		290		650
—	Mike Vice	127	92	5732	45	24.0	145	135	161	441	723	173	268	443	728	9992
131	Terry Knight	135	85	5288	39	20.0	a125	a125	a125	375	630	204	288	466	718	9191
—	Greg Peterson	119	99	5029	42	25.5	a109	a109	a109	327	624	166	265	448	745	9928
—	Will Gurner	152	70	456	3	1.0				0	0	185		456		666
9 - Conspiracy Theory Avg=758																
180	Donnie Shunnarah	164	59	3955	24	16.0	157	186	120	463	634	222	247	583	692	5809
194	Joey Stamba	185	40	5565	30	18.0	190	208	197	595	718	246	278	603	723	6699
195	Kurt Dinga	193	33	8685	45	31.0	229	230	201	660	765	245	281	660	765	10209
215	Mike Dixon	216	12	8461	39	31.0	182	217	196	595	625	286	303	768	819	9067
179	Mike Karam	174	50	3133	18	8.5				0	0	217	262	584	719	3925
204	John Young	206	21	4341	21	17.0				0	0	268	284	696	765	4737

Book	Avg	Name	Avg HDCP	Pins	Gms	Points Won	-1-	-2-	-3-	Total	HDCP Total	High Game	HDCP Game	High Sers	HDCP Sers	Pins + HDCP	
10 - Split Happens Avg=506																	
123		Charlie Lorino	bk123	96	0	0				0	0	0		0		1254	
120		Sam Lorino	124	95	5605	45	34.5	102	135	111	348	630	169	260	475	748	9784
127		Paul Lorino	127	92	5737	45	33.0	116	137	128	381	657	174	266	413	689	9856
132		Bobby Lorino	132	88	4388	33	24.5	137	172	156	465	735	172	262	467	737	7958
142		Brian Lorino	142	79	6005	42	34.0	147	119	107	373	604	174	253	480	723	9920
—		Pat Martin	0	0	0	0					0	0		0		544	
11 - Pocket Pounders Avg=646																	
155		Chris Mitchell	171	53	2572	15	14.0	183	135	175	493	646	216	283	570	726	3466
159		Jacob Brown	153	69	5059	33	23.0	a143	a143	a143	429	636	209	281	580	796	8056
151		Mark Gray	163	60	4892	30	21.5	185	204	162	551	740	217	288	588	801	6668
162		Mike Portera	159	63	2395	15	10.5				0	0	198	259	539	710	3298
190		Frankie Portera	183	42	5148	28	22.0	a174	a174	173	521	644	258	308	648	798	6702
150		Jeff Brown	161	62	4365	27	20.0				0	0	232	304	580	796	6075
170		Tony Carpri	161	62	4358	27	21.0				0	0	211	265	550	712	6002
12 - BYE Avg=0																	

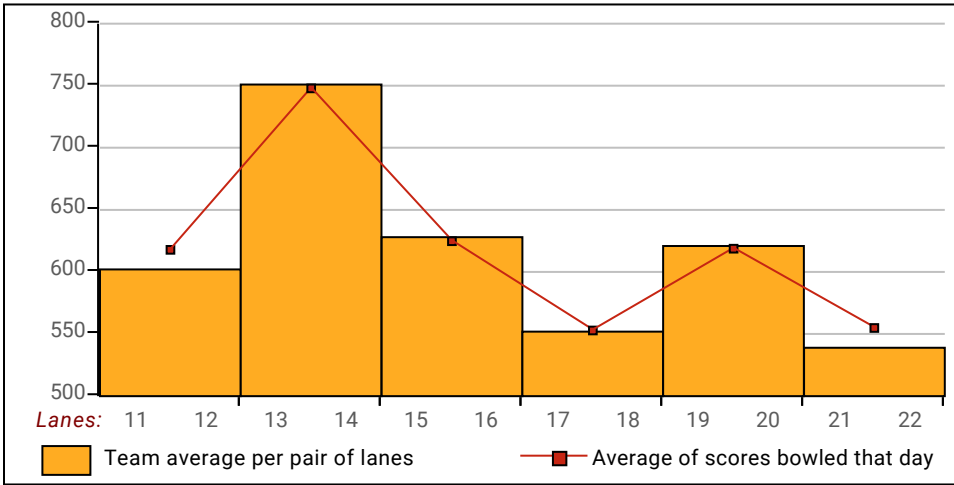
High match Points: All Members of This League

Name	Points Won	Points Lost	Name	Points Won	Points Lost
Alex Dundon	40.0	20.0	Jeff Brown	20.0	16.0
Keith Nance	37.5	22.5	Terry Knight	20.0	32.0
Jimmy Brown	36.5	23.5	Chad Eron	20.0	20.0
Michael Giardina	36.0	20.0	Sangy Steelman	19.0	29.0
John Bachofer	35.5	20.5	Russell Jordan	19.0	17.0
Sam Lorino	34.5	25.5	Joey Stamba	18.0	22.0
Brian Robinson	34.0	22.0	Jonathan Hand	18.0	26.0
Brian Lorino	34.0	22.0	John Young	17.0	11.0
Paul Lorino	33.0	27.0	Josh Triola	17.0	15.0
Ryan Nance	32.0	28.0	Vince Carpri	16.5	31.5
Kurt Dinga	31.0	29.0	Donnie Shunnarah	16.0	16.0
Chris Jones	31.0	29.0	Chris Mitchell	14.0	6.0
Mike Dixon	31.0	21.0	Andrew Robertson	14.0	26.0
Lauren Douglas	31.0	29.0	Andrew Williams	14.0	6.0
Billy Riley	29.5	14.5	Jason Lee	12.0	8.0
Billy Fisher	28.5	27.5	Joe Williams	11.0	5.0
Greg Peterson	25.5	30.5	Mike Portera	10.5	9.5
Pat Boland	25.0	27.0	Andrew Brown	10.0	6.0
Autumn Meredith	25.0	31.0	Ryan Knerr	9.0	23.0
Bobby Lorino	24.5	19.5	Kenny Lee	9.0	7.0
Chris Vernon	24.0	20.0	David Burnum	9.0	2.0
Ross Carpri	24.0	24.0	Mike Karam	8.5	15.5
Mike Vice	24.0	36.0	Shelton Boland	5.0	7.0
Jacob Brown	23.0	21.0	Parker Knight	4.0	
Brad Boland	22.0	30.0	Ben Watson	4.0	4.0
Hunter Jones	22.0	34.0	Amanda Green	4.0	
Frankie Portera	22.0	16.0	Will Gurner	1.0	3.0
Jim Oswald	22.0	26.0	Bryant Hornsby		
Wes Ezzell	22.0	22.0	Keith Chasteen		
Mark Gray	21.5	18.5	Umang Patel		
Tony Carpri	21.0	15.0	Eddie Kovacic		
Gerald Burnett	21.0	31.0	Travis Diggs		
Stevie Robertson	21.0	27.0	Charlie Lorino		
Bill Riley	20.5	39.5	Pat Martin		
Buddy Jessup	20.5	27.5	Evan Knight		4.0

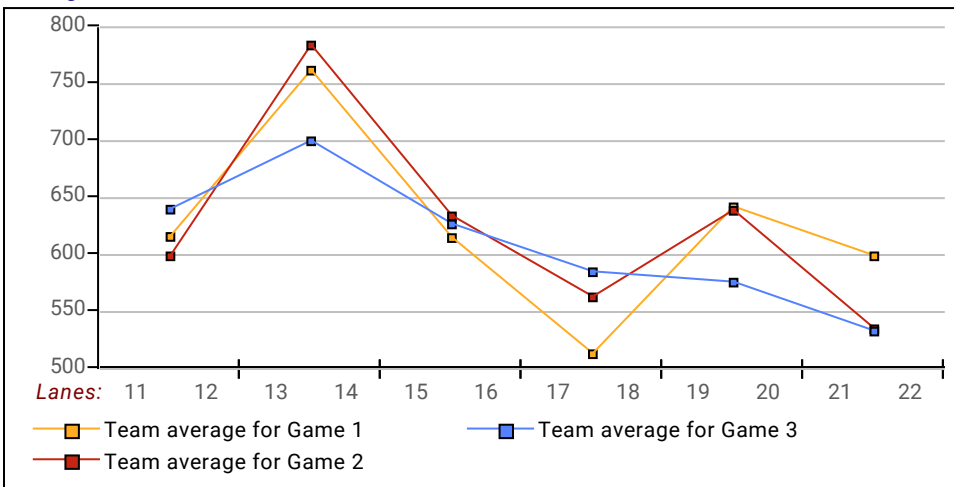
League Average Week-by-Week



Team Average vs Avg of Scores



Average of Scores for Each Game



Amount Over/Under Team Average

