

6:00PM SHIFT: MARCH
8:30PM SHIFT: FEBRUARY, APRIL

Lane Assignments

	11-12	13-14	15-16	17-18	19-20	21-22	23-24	25-26	27-28	29-30	31-32	33-34
Wk21 02/17	- 4-	- 9-	- 1-	- 6-	-10-	- 7-	-11-	- 2-	- 5-	- 3-	- 8-	-12-
Wk22 02/24	- 5-	-11-	-10-	- 3-	- 4-	- 1-	- 9-	- 8-	- 7-	- 2-	- 6-	-12-

Team Standings

Place	#	Team Name	Points Won	Points Lost	Year-To-Date WON	Scratch Pins	Pins + HDCP	High Sers	HDCP Sers	High Game	HDCP Game
1	2	Ten Pin Wizards	95½	54½	296½	44845	53929	2426	2918	867	1031
2	5	Ballbarians	94	56	255	34889	53036	1880	2837	699	1005
3	4	Straight Hookin'	90½	59½	233	34645	53401	1882	2825	692	1008
4	9	Conspiracy Theory	88	62	264½	46077	54093	2700	3042	941	1056
5	6	Scared Splitless	85½	64½	222	37441	53356	2047	2833	749	1000
6	11	Pocket Pounders - 1	81	69	288	39299	53603	2137	2854	783	1010
7	10	Split Happens	78½	71½	285½	31661	52676	1744	2809	627	979
8	1	Tomorrow's Hangover	72½	77½	248½	35751	53403	1974	2871	722	1028
9	3	The Pindemic	59	91	264	43791	53400	2346	2853	846	1003
10	8	Spare Me	56	94	176½	30333	52584	1675	2854	659	1028
11	7	The Bowling Stones - 1	49	101	264	37557	53505	2115	2868	731	1014
12	12	BYE	0	0	0	0	0	0	0	0	0

Review of Last Week's Bowling.....

Pairing	Team Name	HDCP -1-	HDCP -2-	HDCP -3-	HDCP Total	Last Wk WON	Team Name	HDCP -1-	HDCP -2-	HDCP -3-	HDCP Total	Last Wk WON
-1-	Pocket Pounders - 1	1008	876	909	2793	17	<---> The Bowling Stones -	903	928	893	2724	8
-2-	The Pindemic	989	834	936	2759	16½	<---> Ten Pin Wizards	811	868	936	2615	8½
-3-	Tomorrow's Hangover	876	936	827	2639	16	<---> Spare Me	837	848	870	2555	9
-4-	Ballbarians	865	927	865	2657	14	<---> Split Happens	889	900	834	2623	11
-5-	Scared Splitless	932	897	880	2709	11	<---> Straight Hookin'	930	920	892	2742	14
-6-	Conspiracy Theory	883	894	867	2644	7	<---> BYE	930	920	892	2742	0

Last Week's Top Scores

Scratch Game	815	The Pindemic	772	Ten Pin Wizards	754	Conspiracy Theory
	754	Pocket Pounders - 1	681	The Bowling Stones - 1	651	Scared Splitless
Scratch Series	2237	The Pindemic	2224	Conspiracy Theory	2123	Ten Pin Wizards
	2031	Pocket Pounders - 1	1983	The Bowling Stones - 1	1866	Scared Splitless
Handicap Game	1008	Pocket Pounders - 1	989	The Pindemic	936	Tomorrow's Hangover
	936	Ten Pin Wizards	932	Scared Splitless	930	Straight Hookin'
Handicap Series	2793	Pocket Pounders - 1	2759	The Pindemic	2742	Straight Hookin'
	2724	The Bowling Stones - 1	2709	Scared Splitless	2657	Ballbarians
Scratch Game	231	Ryan Nance	230	Alex Dundon	228	Mike Dixon
	222	Jeff Brown	218	Autumn Meredith	215	Wes Ezzell
Scratch Series	668	Mike Dixon	645	Ryan Nance	591	Alex Dundon
	572	Autumn Meredith	565	Lauren Douglas	545	Tony Carpri
Handicap Game	286	Jeff Brown	284	Wes Ezzell	280	Jacob Brown
	267	Michael Giardina	265	Russell Jordan	263	Autumn Meredith
Handicap Series	722	Tony Carpri	720	Jacob Brown	716	Paul Lorino
	712	Sangy Steelman	709	Ross Carpri	707	Autumn Meredith

Season High Scores

Team Scratch Game		Team Scratch Series		Team Handicap Game		Team Handicap Series	
941	Conspiracy Theory	2700	Conspiracy Theory	1056	Conspiracy Theory	3042	Conspiracy Theory
867	Ten Pin Wizards	2426	Ten Pin Wizards	1031	Ten Pin Wizards	2918	Ten Pin Wizards
846	The Pindemic	2346	The Pindemic	1028	Tomorrow's Hangover	2871	Tomorrow's Hango
783	Pocket Pounders - 1	2137	Pocket Pounders - 1	1028	Spare Me	2868	The Bowling Stone
749	Scared Splitless	2115	The Bowling Stones - 1	1014	The Bowling Stones - 1	2854	Spare Me
731	The Bowling Stones - 1	2047	Scared Splitless	1010	Pocket Pounders - 1	2854	Pocket Pounders -
722	Tomorrow's Hangover	1974	Tomorrow's Hangover	1008	Straight Hookin'	2853	The Pindemic
699	Ballbarians	1882	Straight Hookin'	1005	Ballbarians	2837	Ballbarians
Scratch Game		Scratch Series		Handicap Game		Handicap Series	
300	Mike Dixon	768	Mike Dixon	312	Stevie Robertson	819	Mike Dixon
279	Ryan Nance	761	Ryan Nance	311	Mike Dixon	809	Ryan Nance
277	Alex Dundon	677	Alex Dundon	308	Frankie Portera	801	Mark Gray
258	Frankie Portera	662	Lauren Douglas	307	Alex Dundon	798	Frankie Portera
257	Lauren Douglas	660	Kurt Dinga	305	Donnie Shunnarah	796	Jacob Brown
255	Keith Nance	655	Autumn Meredith	305	Jim Oswald	796	Jeff Brown
246	Joey Stamba	648	Frankie Portera	304	Jeff Brown	790	Stevie Robertson
246	Donnie Shunnarah	647	Keith Nance	302	Hunter Jones	787	Hunter Jones

Most Improved Average

125	to	137.33	=	+12.33	Billy Riley	151	to	160.64	=	+9.64	Mark Gray
150	to	159.06	=	+9.06	Jeff Brown	144	to	153.02	=	+9.02	Brian Robinson
196	to	202.60	=	+6.60	Alex Dundon						

Most Un-Improved Averages

203	to	183.08	=	-19.92	Lauren Douglas	180	to	166.67	=	-13.33	Donnie Shunnarah
151	to	138.19	=	-12.81	Brad Boland	202	to	190.87	=	-11.13	Keith Nance
184	to	174.08	=	-9.92	Andrew Robertson						

Individual High Averages

219.23	Mike Dixon	213.45	Ryan Nance	202.60	Alex Dundon	190.87	Keith Nance	190.03	Kurt Dinga
186.00	Joey Stamba	183.97	Frankie Portera	183.08	Lauren Douglas	181.25	Autumn Meredith	177.16	John Bachofer

High Individual Match Points

53	Alex Dundon	47.5	Sam Lorino	47.5	Keith Nance	47	Ryan Nance	45	Brian Lorino
----	-------------	------	------------	------	-------------	----	------------	----	--------------

Team Rosters

Book	Avg	Name	Avg	HDCP	Pins	Gms	Points	Won	-1-	-2-	-3-	Total	HDCP	High	HDCP	High	HDCP	High	Pins +	
													Total	Game	Game	Sers	Sers		HDCP	
1 - Tomorrow's Hangover			Avg=567																	
144		Brian Robinson	153	69	8722	57	42.0	166	180	134	480	690	203	275	533	746	12712			
129		Andrew Williams	140	81	2101	15	14.0				0	0	176	266	465	735	3397			
151		Chad Eron	148	73	6227	42	32.0				0	0	212	296	521	749	10046			
135		Ryan Knerr	126	93	3781	30	12.0	131	166	107	404	686	177	268	425	686	7138			
147		Jason Lee	149	72	4025	27	17.5	144	111	143	398	611	187	261	523	745	5918			
166		Jim Oswald	161	62	7755	48	32.0				0	0	235	305	571	781	10761			
144		Joe Williams	156	66	2342	15	13.0	135	179	143	457	652	179	251	487	699	3431			
2 - Ten Pin Wizards			Avg=716																	
175		John Bachofer	177	47	10098	57	43.5	158	178	160	496	637	245	293	622	760	13365			
149		Russell Jordan	155	67	6054	39	29.5	104	142	198	444	645	211	276	541	719	8682			
188		Kenny Lee	194	32	2913	15	11.0				0	0	228	261	601	689	3444			
202		Keith Nance	190	36	11452	60	47.5	154	172	212	538	643	255	289	647	749	13387			
222		Ryan Nance	213	15	12807	60	47.0	231	212	202	645	690	279	294	761	809	13656			
158		Ben Watson	bk158	64	1011	6	4.0				0	0	193	251	509	694	1395			

Book	Avg	Name	Avg	HDCP	Pins	Gms	Points	Won	-1-	-2-	-3-	Total	HDCP	High	HDCP	High	HDCP	Pins +	
													Total	Game	Game	Sers	Sers	HDCP	
3 - The Pandemic Avg=729																			
166		Chris Jones	163	60	9788	60	41.0		179	140	190	509	692	229	281	578	751	13241	
182		Autumn Meredith	181	44	10331	57	29.5		218	164	190	572	707	243	297	655	780	12767	
203		Lauren Douglas	183	42	10985	60	39.5		188	168	209	565	694	257	284	662	770	13019	
196		Alex Dundon	202	25	12156	60	53.0		230	188	173	591	666	277	307	677	755	13710	
181		Amanda Green	bk181	44	531	3	4.0					0	0	189		531		663	
163		Umang Patel	bk163	60	0	0						0	0	0		0		0	
183		Bryant Hornsby	bk183	42	0	0						0	0	0		0		0	
4 - Straight Hookin' Avg=538																			
145		Billy Fisher	147	74	8408	57	44.5		154	158	145	457	679	214	292	507	738	12788	
___		Shelton Boland	98	118	1176	12	5.0					0	0	120	234	318	666	2556	
151		Brad Boland	138	82	7462	54	31.5		152	155	127	434	683	210	281	472	706	12499	
164		Hunter Jones	155	67	8370	54	33.0		167	159	172	498	702	232	302	559	787	12774	
150		Pat Boland	147	74	7963	54	32.0		158	149	149	456	678	209	284	504	735	12784	
5 - Ballbarians Avg=577																			
125		Billy Riley	137	83	6592	48	38.5		118	126	124	368	614	188	282	464	746	10624	
___		Josh Triola	149	72	4482	30	18.0					0	0	220	292	503	719	6672	
134		Bill Riley	139	81	8392	60	34.5		131	143	161	435	678	209	285	522	768	13117	
___		Chris Vernon	152	70	5943	39	25.0		147	176	120	443	653	209	279	538	735	10506	
147		Sangy Steelman	152	70	7791	51	34.0		165	178	156	499	712	201	273	546	762	12117	
145		Eddie Kovacik	bk145	76	0	0						0	0	0		0		0	
___		Keith Chasteen	bk98	118	0	0						0	0	0		0		0	
6 - Scared Splitless Avg=608																			
139		Vince Carpri	145	76	7421	51	27.5		111	124	139	374	599	212	288	520	745	11279	
156		Stevie Robertson	150	72	7245	48	29.5		189	159	140	488	704	229	312	541	790	10716	
153		Gerald Burnett	152	70	8225	54	35.0		180	169	135	484	697	210	282	511	742	12059	
165		Ross Carpri	161	62	7761	48	35.0		171	164	185	520	709	213	275	528	712	10695	
184		Andrew Robertson	174	50	6267	36	17.0					0	0	215	262	586	742	8607	
7 - The Bowling Stones - 1 Avg=537																			
___		Andrew Brown	108	109	1621	15	13.0					0	0	150	264	377	719	3394	
150		Wes Ezzell	154	68	6014	39	26.0		131	215	152	498	705	215	287	549	771	10676	
123		David Burnum	bk123	96	1112	8	9.0					0	0	179	275	445	733	2089	
150		Jimmy Brown	152	70	9153	60	44.5		152	156	180	488	698	203	275	567	783	13467	
167		Buddy Jessup	170	54	7650	45	26.5		a160	a160	a160	480	642	225	275	598	760	11298	
174		Michael Giardina	169	54	9656	57	40.0		213	150	154	517	679	236	288	563	725	12581	
8 - Spare Me Avg=470																			
___		Evan Knight	96	120	290	3						0	0	107		290		650	
125		Jonathan Hand	127	92	6132	48	26.0		110	101	128	339	612	195	289	446	725	11814	
___		Parker Knight	128	91	1540	12	10.0					0	0	161	253	430	706	2608	
___		Greg Peterson	119	99	5743	48	27.5		99	107	134	340	637	166	265	448	745	11236	
131		Terry Knight	135	85	7334	54	28.0		144	156	124	424	679	204	288	466	718	12512	
___		Mike Vice	125	94	6753	54	29.0		a115	a115	a115	345	627	173	268	443	728	13098	
___		Will Gurner	152	70	456	3	1.0					0	0	185		456		666	
9 - Conspiracy Theory Avg=761																			
180		Donnie Shunnarah	166	57	6000	36	26.0		200	166	136	502	673	246	305	583	743	8544	
194		Joey Stamba	186	39	8370	45	29.0		160	164	190	514	628	246	278	603	723	10083	
195		Kurt Dinga	190	36	11402	60	40.0		155	206	179	540	648	245	281	660	765	13457	
215		Mike Dixon	219	9	10523	48	38.0		228	218	222	668	695	300	311	768	819	11225	
179		Mike Karam	174	50	3133	18	8.5					0	0	217	262	584	719	3925	
204		John Young	211	17	5711	27	22.0					0	0	274	295	752	815	6218	
151		Melanie Keener	bk151	71	428	3	3.0					0	0	150		428		641	

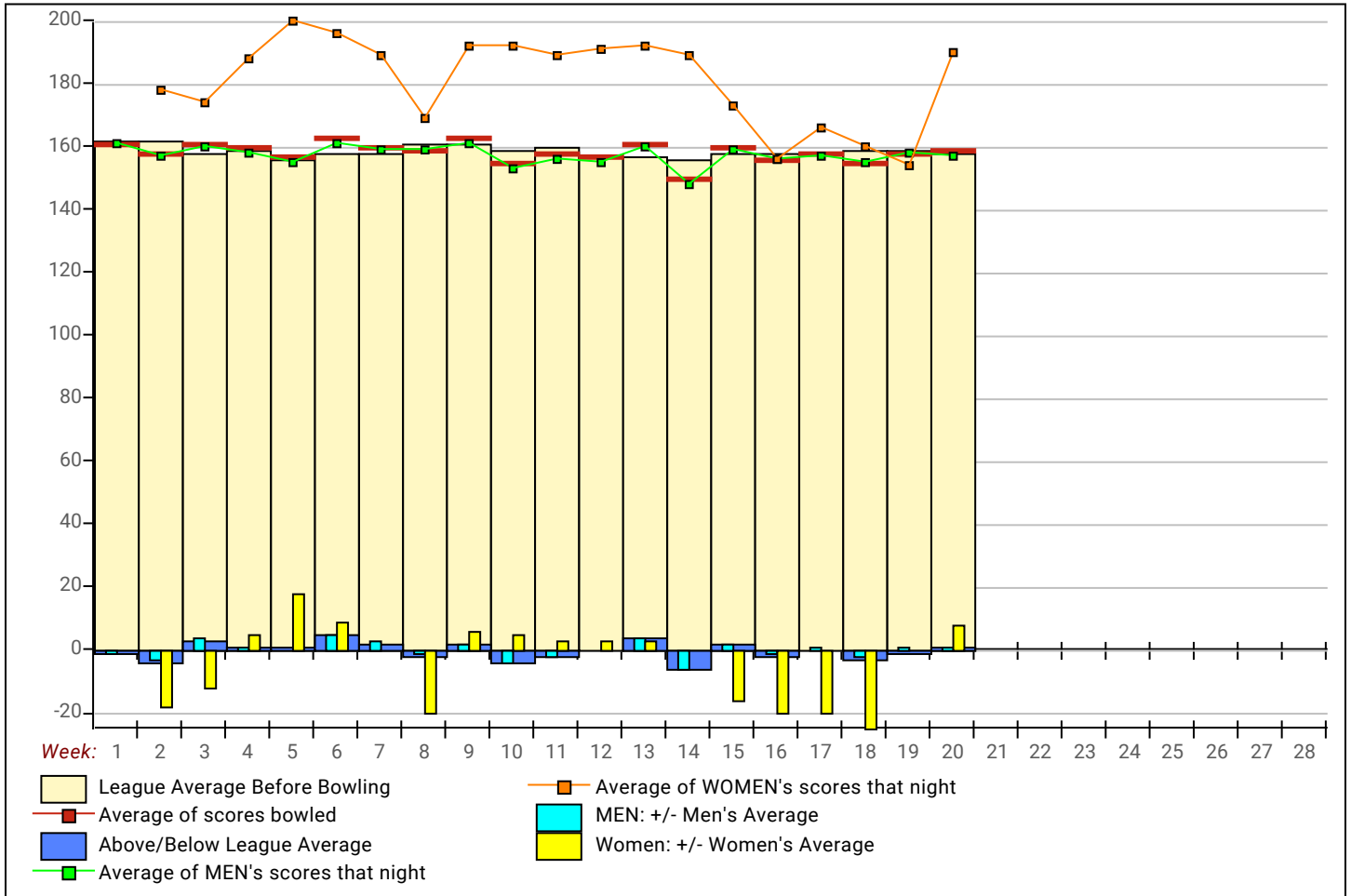
Book	Avg	Name	Avg	HDCP	Pins	Gms	Points Won	-1-	-2-	-3-	Total	HDCP Total	High Game	HDCP Game	High Sers	HDCP Sers	Pins + HDCP
10 - Split Happens			Avg=508														
123		Charlie Lorino	bk123	96	0	0					0	0	0		0		1254
120		Sam Lorino	124	95	7483	60	47.5	100	149	116	365	650	169	263	475	748	13087
127		Paul Lorino	129	90	7782	60	43.0	167	144	132	443	716	174	266	443	716	13272
132		Bobby Lorino	132	88	6380	48	36.0	145	128	120	393	654	177	265	467	737	11264
142		Brian Lorino	143	78	8185	57	45.0	127	129	116	372	603	196	273	488	725	13255
---		Pat Martin	0	0	0	0					0	0	0		0		544
11 - Pocket Pounders - 1			Avg=658														
159		Jacob Brown	156	66	7022	45	33.0	212	168	136	516	720	212	281	580	796	10841
151		Mark Gray	160	63	5783	36	24.5				0	0	217	288	588	801	7925
190		Frankie Portera	183	42	6255	34	27.0				0	0	258	308	648	798	8058
150		Jeff Brown	159	63	5726	36	25.0	222	147	143	512	704	232	304	580	796	8003
162		Mike Portera	159	63	3836	24	19.5	151	125	182	458	647	219	282	539	710	5300
170		Tony Carpri	166	57	5488	33	28.0	169	182	194	545	722	223	285	585	771	8134
155		Chris Mitchell	164	59	3950	24	15.0				0	0	216	283	570	726	5342

12 - BYE Avg=0

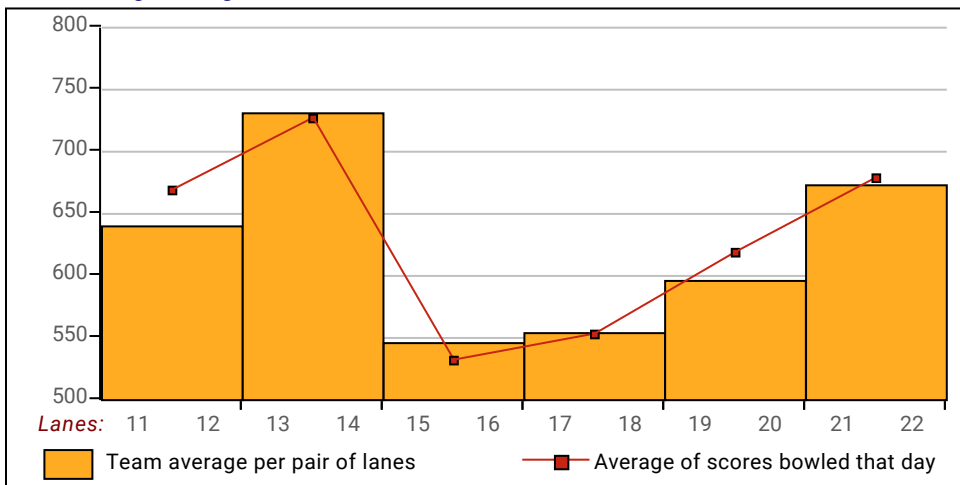
High match Points: All Members of This League

Name	Points Won	Points Lost	Name	Points Won	Points Lost
Alex Dundon	53.0	27.0	Frankie Portera	27.0	19.0
Sam Lorino	47.5	32.5	Buddy Jessup	26.5	33.5
Keith Nance	47.5	32.5	Donnie Shunnarah	26.0	22.0
Ryan Nance	47.0	33.0	Wes Ezzell	26.0	26.0
Brian Lorino	45.0	31.0	Jonathan Hand	26.0	38.0
Billy Fisher	44.5	31.5	Jeff Brown	25.0	23.0
Jimmy Brown	44.5	35.5	Chris Vernon	25.0	27.0
John Bachofer	43.5	32.5	Mark Gray	24.5	23.5
Paul Lorino	43.0	37.0	John Young	22.0	14.0
Brian Robinson	42.0	34.0	Mike Portera	19.5	12.5
Chris Jones	41.0	39.0	Josh Triola	18.0	22.0
Kurt Dinga	40.0	40.0	Jason Lee	17.5	18.5
Michael Giardina	40.0	36.0	Andrew Robertson	17.0	31.0
Lauren Douglas	39.5	40.5	Chris Mitchell	15.0	17.0
Billy Riley	38.5	25.5	Andrew Williams	14.0	6.0
Mike Dixon	38.0	26.0	Joe Williams	13.0	7.0
Bobby Lorino	36.0	28.0	Andrew Brown	13.0	7.0
Ross Carpri	35.0	29.0	Ryan Knerr	12.0	28.0
Gerald Burnett	35.0	37.0	Kenny Lee	11.0	9.0
Bill Riley	34.5	45.5	Parker Knight	10.0	6.0
Sangy Steelman	34.0	34.0	David Burnum	9.0	2.0
Hunter Jones	33.0	39.0	Mike Karam	8.5	15.5
Jacob Brown	33.0	27.0	Shelton Boland	5.0	11.0
Pat Boland	32.0	40.0	Ben Watson	4.0	4.0
Jim Oswald	32.0	32.0	Amanda Green	4.0	
Chad Eron	32.0	24.0	Melanie Keener	3.0	1.0
Brad Boland	31.5	40.5	Will Gurner	1.0	3.0
Stevie Robertson	29.5	34.5	Bryant Hornsby		
Russell Jordan	29.5	22.5	Keith Chasteen		
Autumn Meredith	29.5	46.5	Umang Patel		
Joey Stamba	29.0	31.0	Eddie Kovacic		
Mike Vice	29.0	43.0	Travis Diggs		
Tony Carpri	28.0	16.0	Charlie Lorino		
Terry Knight	28.0	44.0	Pat Martin		
Vince Carpri	27.5	40.5	Evan Knight		4.0
Greg Peterson	27.5	36.5			

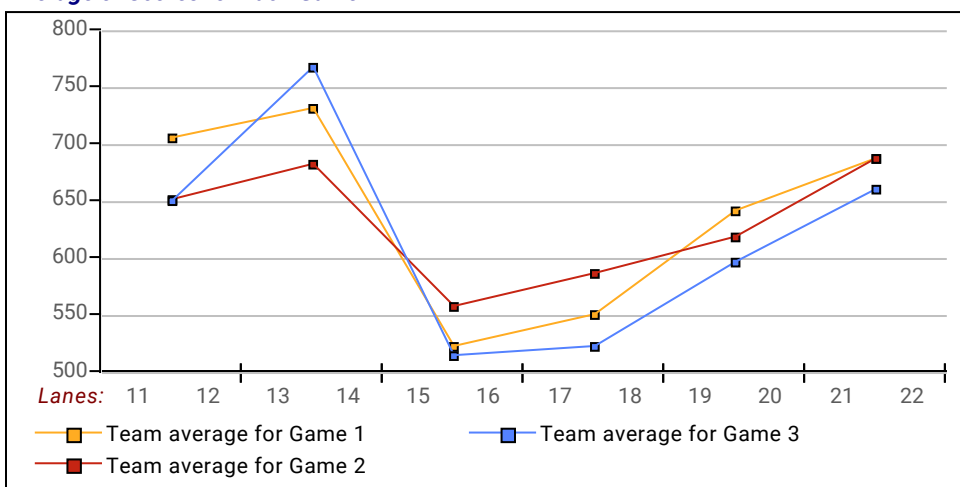
League Average Week-by-Week



Team Average vs Avg of Scores



Average of Scores for Each Game



Amount Over/Under Team Average

