

Wednesday 7:15 pm

Vestavia Bowl

Lanes 11 - 22

6:00PM START: NOVEMBER, JANUARY, MARCH  
 8:30PM START: OCTOBER, DECEMBER, FEBRUARY, APRIL

### Lane Assignments

	11-12	13-14	15-16	17-18	19-20	21-22	23-24	25-26	27-28	29-30	31-32	33-34
Wk07 10/14	- 5-	- 7-	- 3-	-11-	- 2-	-10-	- 1-	- 9-	- 6-	- 8-	- 4-	-12-
Wk08 10/21	- 1-	- 8-	-10-	- 5-	- 7-	-11-	- 4-	- 6-	- 2-	- 3-	- 9-	-12-

### Team Standings

Place	#	Team Name	Points Won	Points Lost	Year-To-Date WON	Scratch Pins	Pins + HDCP	High Sers	HDCP Sers	High Game	HDCP Game
1	2	Ten Pin Wizards	104½	45½	104½	13994	16736	2426	2918	867	1031
2	10	Split Happens	103	47	103	9483	15828	1744	2809	609	964
3	7	The Bowling Stones	99	51	99	11555	16232	2115	2868	731	1009
4	5	Ballbarians	93½	56½	93½	10583	16154	1859	2837	658	982
5	3	The Pindemic	89½	60½	89½	13537	16312	2330	2792	846	1001
6	11	Pocket Pounders	87½	62½	87½	11879	16175	2137	2854	755	994
7	9	Conspiracy Theory	75	75	75	13710	16056	2434	2854	853	992
8	1	Tomorrow's Hangover	69	81	69	10408	15766	1825	2776	693	1010
9	8	Spare Me	65½	84½	65½	9134	15932	1675	2854	593	986
10	6	Scared Splitless	35½	114½	35½	11150	15764	1965	2712	680	929
11	4	Straight Hookin'	31	119	31	10149	15522	1752	2703	640	957
12	12	BYE	0	0	0	0	0	0	0	0	0

### Review of Last Week's Bowling.....

Lanes	Team Name	HDCP -1-	HDCP -2-	HDCP -3-	HDCP Total	Last Wk WON	Team Name	HDCP -1-	HDCP -2-	HDCP -3-	HDCP Total	Last Wk WON
11-12	Split Happens	964	934	911	2809	21	Scared Splitless	876	866	874	2616	4
13-14	Pocket Pounders	829	771	845	2445	3	Tomorrow's Hangover	1010	919	847	2776	22
15-16	The Pindemic	909	895	951	2755	16½	Spare Me	841	932	940	2713	8½
17-18	Conspiracy Theory	946	916	992	2854	22	Ballbarians	904	873	878	2655	3
19-20	The Bowling Stones	919	982	967	2868	21	Straight Hookin'	841	957	905	2703	4
21-22	Ten Pin Wizards	979	908	1031	2918	18½	BYE	841	957	905	2703	0

### Last Week's Top Scores

Scratch Game	867	Ten Pin Wizards	852	Conspiracy Theory	798	The Pindemic
	731	The Bowling Stones	693	Tomorrow's Hangover	640	Straight Hookin'
Scratch Series	2434	Conspiracy Theory	2426	Ten Pin Wizards	2296	The Pindemic
	2115	The Bowling Stones	1833	Scared Splitless	1825	Tomorrow's Hangover
Handicap Game	1031	Ten Pin Wizards	1010	Tomorrow's Hangover	992	Conspiracy Theory
	982	The Bowling Stones	964	Split Happens	957	Straight Hookin'
Handicap Series	2918	Ten Pin Wizards	2868	The Bowling Stones	2854	Conspiracy Theory
	2809	Split Happens	2776	Tomorrow's Hangover	2755	The Pindemic
Scratch Game	266	Mike Dixon	258	Ryan Nance	245	John Young
	243	Autumn Meredith	236	Alex Dundon	235	Jim Oswald
Scratch Series	696	John Young	694	Mike Dixon	675	Ryan Nance
	648	Alex Dundon	635	Keith Nance	622	John Bachofer
Handicap Game	305	Jim Oswald	293	Mike Dixon	288	Autumn Meredith
	285	Bill Riley	277	Hunter Jones	276	Russell Jordan
Handicap Series	781	Jim Oswald	775	Mike Dixon	765	John Young
	760	John Bachofer	760	Buddy Jessup	744	Jimmy Brown

**Season High Scores**

<u>Team Scratch Game</u>		<u>Team Scratch Series</u>		<u>Team Handicap Game</u>		<u>Team Handicap Series</u>	
867	Ten Pin Wizards	2434	Conspiracy Theory	1031	Ten Pin Wizards	2918	Ten Pin Wizards
853	Conspiracy Theory	2426	Ten Pin Wizards	1010	Tomorrow's Hangover	2868	The Bowling Stone
846	The Pindemic	2330	The Pindemic	1009	The Bowling Stones	2854	Spare Me
755	Pocket Pounders	2137	Pocket Pounders	1001	The Pindemic	2854	Conspiracy Theory
731	The Bowling Stones	2115	The Bowling Stones	994	Pocket Pounders	2854	Pocket Pounders
693	Tomorrow's Hangover	1965	Scared Splitless	992	Conspiracy Theory	2837	Ballbarians
680	Scared Splitless	1859	Ballbarians	986	Spare Me	2809	Split Happens
658	Ballbarians	1825	Tomorrow's Hangover	982	Ballbarians	2792	The Pindemic
<u>Scratch Game</u>		<u>Scratch Series</u>		<u>Handicap Game</u>		<u>Handicap Series</u>	
279	Ryan Nance	740	Ryan Nance	308	Frankie Portera	801	Mark Gray
277	Alex Dundon	696	John Young	307	Alex Dundon	798	Frankie Portera
266	Mike Dixon	694	Mike Dixon	305	Jim Oswald	796	Jeff Brown
258	Frankie Portera	662	Lauren Douglas	304	Jeff Brown	781	Jim Oswald
257	Lauren Douglas	658	Alex Dundon	297	Autumn Meredith	780	Autumn Meredith
254	Keith Nance	648	Frankie Portera	293	Mike Dixon	775	Mike Dixon
246	Joey Stamba	635	Keith Nance	289	Jonathan Hand	770	Lauren Douglas
245	John Young	622	John Bachofer	288	Mark Gray	768	Bill Riley

**Most Improved Average**

155	to	190.00	=	+35.00	Chris Mitchell	151	to	172.83	=	+21.83	Mark Gray
149	to	169.11	=	+20.11	Russell Jordan	162	to	177.67	=	+15.67	Mike Portera
144	to	159.67	=	+15.67	Joe Williams						

**Most Un-Improved Averages**

156	to	137.25	=	-18.75	Stevie Robertson	159	to	140.60	=	-18.40	Jacob Brown
151	to	136.00	=	-15.00	Chad Eron	170	to	155.75	=	-14.25	Tony Carpri
150	to	137.60	=	-12.40	Pat Boland						

**Individual High Averages**

222.39	Ryan Nance	206.20	Mike Dixon	200.83	Alex Dundon	195.78	Lauren Douglas	193.72	Keith Nance
190.25	Joey Stamba	188.44	Kurt Dinga	184.92	Frankie Portera	183.17	John Bachofer	182.22	Autumn Meredith

**High Individual Match Points**

20	Brian Lorino	18	Michael Giardina	17	Ryan Nance	16.5	Greg Peterson	16	John Bachofer
----	--------------	----	------------------	----	------------	------	---------------	----	---------------

**Team Rosters**

ID #	Name	Avg HDCP		Pins Gms		Points				HDCP Total	High Game	HDCP Game	High Sers	HDCP Sers	Pins + HDCP	
						Won	-1-	-2-	-3-							
<b>1 - Tomorrow's Hangover</b>																
100	Brian Robinson	150	72	2256	15	11.0	150	159	130	439	652	198	275	515	746	3351
125	Joe Williams	bk144	77	479	3	3.0				0	0	166		479		710
101	Ryan Knerr	128	91	1160	9	5.0				0	0	163	248	425	680	2555
131	Jason Lee	bk147	74	441	3					0	0	160		441		663
102	Chad Eron	136	84	1632	12	7.0	139	139	141	419	677	156	227	427	677	3165
116	Andrew Williams	bk129	90	789	6	5.0	169	113	114	396	666	169	259	396	666	1329
99	Jim Oswald	158	64	2853	18	12.0	235	191	145	571	781	235	305	571	781	3993
<b>2 - Ten Pin Wizards</b>																
89	John Bachofer	183	42	3297	18	16.0	229	182	211	622	760	229	275	622	760	4152
135	Russell Jordan	169	54	1522	9	9.0	139	153	202	494	716	211	276	541	716	2188
145	Keith Nance	193	33	3487	18	13.5	189	213	233	635	743	254	269	635	743	4036
130	Ryan Nance	222	7	4003	18	17.0	258	196	221	675	699	279	273	740	744	4261
108	Kenny Lee	bk188	37	1176	6	4.0				0	0	214	251	601	686	1398
155	Ben Watson	bk158	64	509	3	4.0				0	0	193		509		701

ID #	Name	Avg HDCP		Pins Gms		Points				Total	HDCP Total	High Game	HDCP Game	High Sers	HDCP Sers	Pins + HDCP
						Won	-1-	-2-	-3-							
<b>3 - The Pindemic</b>																
154	Autumn Meredith	182	43	3280	18	11.0	<b>175</b>	173	<b>243</b>	591	<b>726</b>	243	297	618	780	4102
153	Lauren Douglas	195	31	3524	18	16.0	<b>218</b>	<b>198</b>	172	588	<b>681</b>	257	284	662	770	4031
136	Chris Jones	173	51	3118	18	14.5	150	<b>172</b>	147	469	613	229	281	578	734	4096
118	Alex Dundon	200	27	3615	18	16.0	<b>213</b>	199	<b>236</b>	648	<b>735</b>	277	307	658	748	4083
50	Bryant Hornsby	bk183	42	0	0					0	0	0		0		0
69	Umang Patel	bk163	60	0	0					0	0	0		0		0
159	Amanda Green	bk181	44	0	0					0	0	0		0		0
<b>4 - Straight Hookin'</b>																
14	Billy Fisher	142	79	2568	18	12.0	121	<b>188</b>	132	441	<b>681</b>	188	268	450	693	3975
156	Shelton Boland	101	116	303	3					0	0	118		303		651
15	Brad Boland	139	81	1670	12	2.0	133	144	<b>146</b>	423	669	210	281	472	685	3191
18	Hunter Jones	151	71	2278	15	4.0	151	<b>203</b>	156	510	732	203	277	510	732	3871
13	Pat Boland	137	83	2064	15	4.0	119	105	154	378	621	179	262	453	702	3834
<b>5 - Ballbarians</b>																
122	Billy Riley	139	81	2085	15	14.0	112	<b>125</b>	141	378	615	188	282	464	746	3408
55	Bill Riley	149	72	2692	18	11.5	<b>209</b>	142	157	508	736	209	285	522	768	4177
38	Chris Vernon	154	68	2314	15	11.0	140	<b>157</b>	101	398	587	209	279	538	712	3304
58	Sangy Steelman	148	73	1338	9	4.0	151	157	187	495	717	187	261	495	717	2637
157	Josh Triola	145	76	1743	12	10.0				0	0	173	249	490	718	2628
84	Eddie Kovacik	bk145	76	0	0					0	0	0		0		0
57	Keith Chasteen	bk98	118	0	0					0	0	0		0		0
<b>6 - Scared Splitless</b>																
87	Vince Carpri	149	72	2244	15	5.5	115	<b>180</b>	<b>172</b>	467	686	196	276	503	743	3432
104	Gerald Burnett	147	74	2208	15	3.0				0	0	179	253	505	742	3282
43	Ross Carpri	160	63	2410	15	12.0	134	142	<b>190</b>	466	649	192	251	528	656	3295
123	Stevie Robertson	137	83	1647	12	4.0	151	128	96	375	615	198	264	494	692	2481
114	Andrew Robertson	176	48	2119	12	3.0	<b>215</b>	155	155	525	666	215	262	568	691	3274
<b>7 - The Bowling Stones</b>																
105	Wes Ezzell	145	76	1311	9	6.0	<b>131</b>	170	<b>149</b>	450	666	170	242	450	666	2595
124	David Burnum	bk123	96	667	5	6.0				0	0	158	231	372	429	1356
106	Jimmy Brown	149	72	2697	18	15.0	<b>178</b>	<b>194</b>	144	516	<b>744</b>	194	270	516	744	4059
91	Buddy Jessup	175	49	3162	18	12.0	<b>184</b>	200	<b>214</b>	598	<b>760</b>	214	269	598	760	4140
92	Michael Giardina	176	48	3185	18	18.0	<b>175</b>	<b>167</b>	<b>209</b>	551	<b>698</b>	209	258	551	704	4082
<b>8 - Spare Me</b>																
128	Jonathan Hand	129	90	1550	12	8.0	105	<b>152</b>	144	401	677	195	289	427	709	3926
86	Terry Knight	140	81	2106	15	12.0	150	129	<b>149</b>	428	671	159	241	436	690	3396
144	Greg Peterson	115	103	2086	18	16.5	<b>99</b>	<b>117</b>	<b>138</b>	354	<b>663</b>	153	262	418	745	3979
85	Mike Vice	124	95	2246	18	11.0	114	<b>161</b>	136	411	702	173	267	411	710	3965
158	Will Gurner	152	70	456	3	1.0				0	0	185		456		666
<b>9 - Conspiracy Theory</b>																
34	Donnie Shunnarah	169	54	2542	15	10.0	<b>173</b>	145	<b>176</b>	494	<b>656</b>	222	247	583	692	3901
20	Joey Stamba	190	36	2283	12	6.0				0	0	246	278	603	720	2688
147	John Young	210	18	1890	9	9.0	227	<b>245</b>	<b>224</b>	696	<b>765</b>	245	268	696	765	2097
17	Kurt Dinga	188	37	3392	18	12.0	<b>192</b>	172	<b>186</b>	550	<b>658</b>	214	247	603	670	3992
152	Mike Dixon	206	21	3093	15	10.0	<b>214</b>	<b>214</b>	<b>266</b>	694	<b>775</b>	266	293	694	775	3378
<b>10 - Split Happens</b>																
134	Charlie Lorino	bk123	96	0	0					0	0	0		0		1254
140	Sam Lorino	128	91	2306	18	15.0	<b>137</b>	134	149	420	<b>702</b>	161	243	425	702	4040
121	Paul Lorino	129	90	2325	18	12.0	<b>157</b>	<b>118</b>	136	411	<b>687</b>	157	249	411	687	3981
146	Pat Martin	0	0	0	0					0	0	0		0		544
133	Bobby Lorino	134	86	1207	9	9.0	<b>151</b>	<b>159</b>	<b>123</b>	433	<b>697</b>	159	247	433	697	1999
132	Brian Lorino	143	78	2585	18	20.0	164	<b>168</b>	<b>148</b>	480	<b>723</b>	174	253	480	723	4010

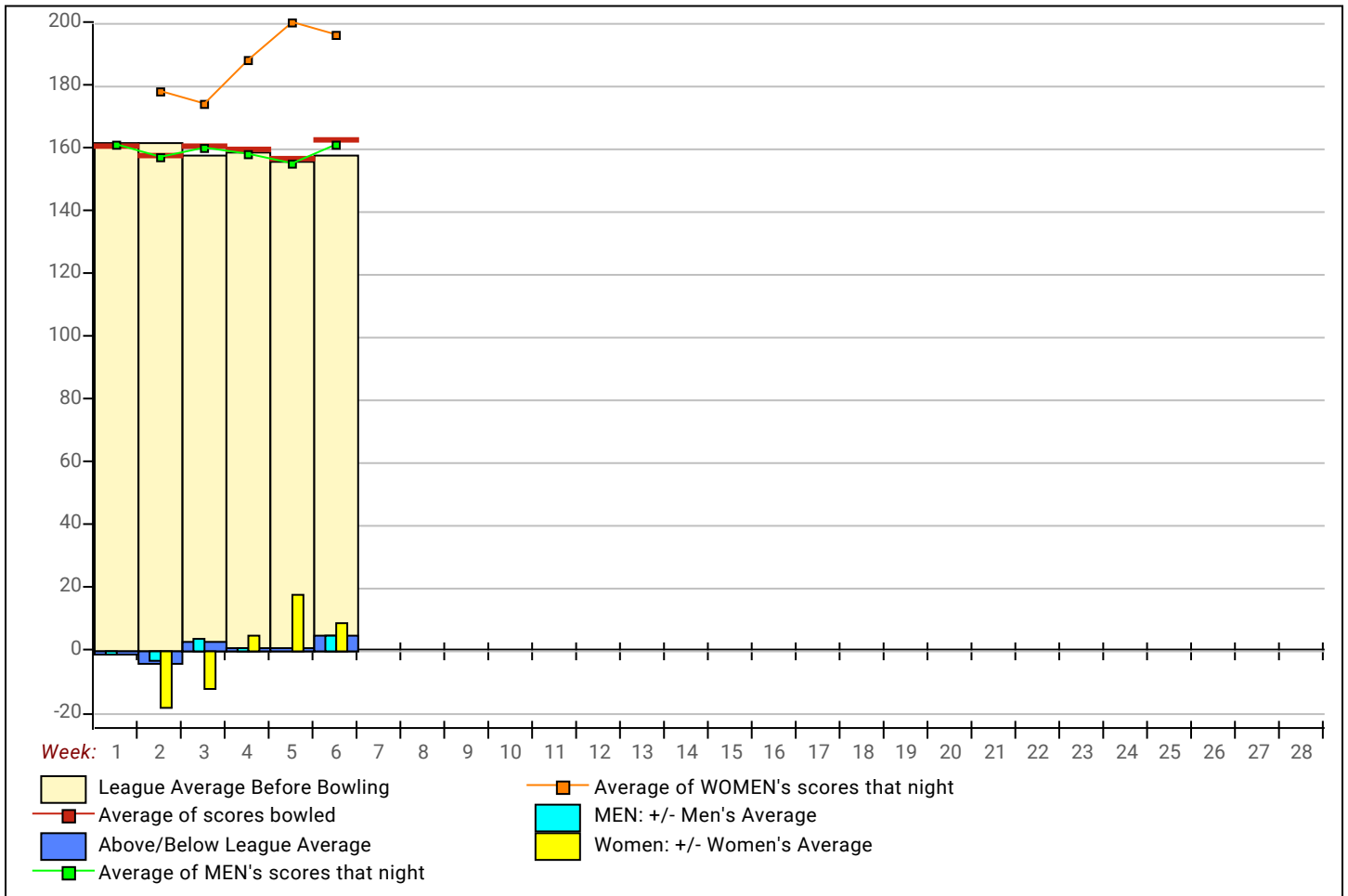
ID #	Name	Avg HDCP		Pins Gms		Points				Total	HDCP Total	High Game	HDCP Game	High Sers	HDCP Sers	Pins + HDCP
						Won	-1-	-2-	-3-							
27	Mark Gray	172	52	2074	12	13.0				0	0	217	288	588	801	2848
36	Chris Mitchell	bk155	67	570	3	4.0				0	0	214		570		771
21	Jacob Brown	140	81	2109	15	6.0	136	105	119	360	588	197	220	474	646	3123
25	Frankie Portera	184	41	2219	12	10.0				0	0	258	308	648	798	2693
66	Mike Portera	bk162	61	1066	6	4.5	171	158	198	527	710	198	259	539	710	1432
22	Jeff Brown	164	59	1972	12	10.0	128	116	139	383	527	232	304	580	796	2764
26	Tony Carpri	155	67	1869	12	5.0	146	144	141	431	620	211	265	550	712	2544

## 12 - BYE

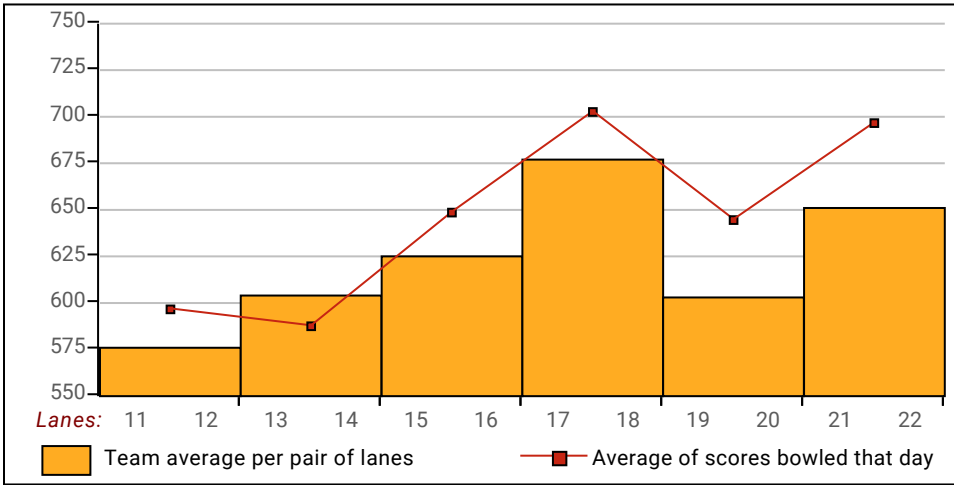
**High match Points: All Members of This League**

Name	Points		Name	Points	
	Won	Lost		Won	Lost
Brian Lorino	20.0	4.0	Jonathan Hand	8.0	8.0
Michael Giardina	18.0	6.0	Chad Eron	7.0	9.0
Ryan Nance	17.0	7.0	Joey Stamba	6.0	10.0
Greg Peterson	16.5	7.5	Jacob Brown	6.0	14.0
John Bachofer	16.0	8.0	Wes Ezzell	6.0	6.0
Alex Dundon	16.0	8.0	David Burnum	6.0	1.0
Lauren Douglas	16.0	8.0	Vince Carpri	5.5	14.5
Jimmy Brown	15.0	9.0	Tony Carpri	5.0	11.0
Sam Lorino	15.0	9.0	Ryan Knerr	5.0	7.0
Chris Jones	14.5	9.5	Andrew Williams	5.0	3.0
Billy Riley	14.0	6.0	Mike Portera	4.5	3.5
Keith Nance	13.5	10.5	Pat Boland	4.0	16.0
Mark Gray	13.0	3.0	Hunter Jones	4.0	16.0
Billy Fisher	12.0	12.0	Chris Mitchell	4.0	
Kurt Dinga	12.0	12.0	Sangy Steelman	4.0	8.0
Ross Carpri	12.0	8.0	Kenny Lee	4.0	4.0
Terry Knight	12.0	8.0	Stevie Robertson	4.0	12.0
Buddy Jessup	12.0	12.0	Ben Watson	4.0	
Jim Oswald	12.0	12.0	Gerald Burnett	3.0	17.0
Paul Lorino	12.0	12.0	Andrew Robertson	3.0	13.0
Bill Riley	11.5	12.5	Joe Williams	3.0	1.0
Chris Vernon	11.0	9.0	Brad Boland	2.0	14.0
Mike Vice	11.0	13.0	Will Gurner	1.0	3.0
Brian Robinson	11.0	9.0	Bryant Hornsby		
Autumn Meredith	11.0	13.0	Keith Chasteen		
Jeff Brown	10.0	6.0	Umang Patel		
Frankie Portera	10.0	6.0	Eddie Kovacic		
Donnie Shunnarah	10.0	10.0	Travis Diggs		
Mike Dixon	10.0	10.0	Jason Lee		4.0
Josh Triola	10.0	6.0	Charlie Lorino		
Bobby Lorino	9.0	3.0	Pat Martin		
Russell Jordan	9.0	3.0	Shelton Boland		4.0
John Young	9.0	3.0	Amanda Green		

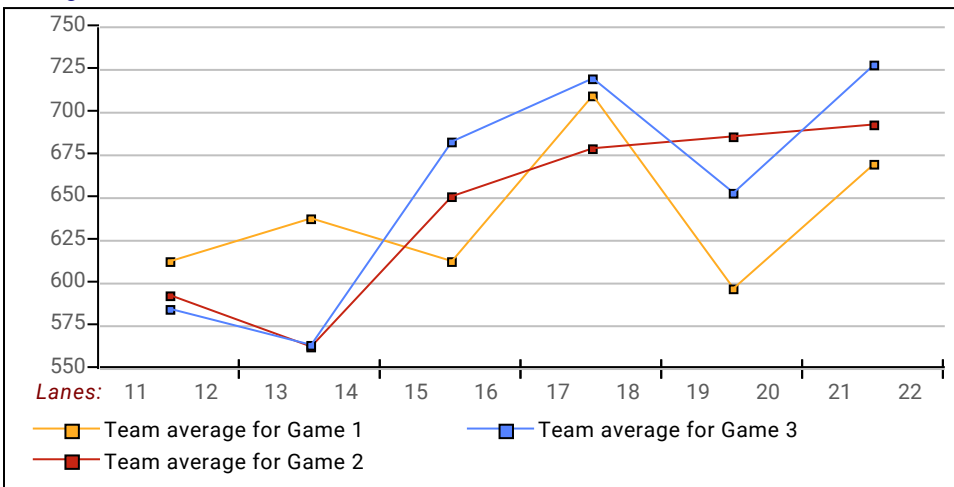
League Average Week-by-Week



**Team Average vs Avg of Scores**



**Average of Scores for Each Game**



**Amount Over/Under Team Average**

