

6:00PM SHIFT: MARCH
8:30PM SHIFT: FEBRUARY, APRIL

Lane Assignments

	11-12	13-14	15-16	17-18	19-20	21-22	23-24	25-26	27-28	29-30	31-32	33-34
Wk20 02/10	-11-	-7-	-3-	-2-	-1-	-8-	-5-	-10-	-6-	-4-	-9-	-12-
Wk21 02/17	-4-	-9-	-1-	-6-	-10-	-7-	-11-	-2-	-5-	-3-	-8-	-12-

Team Standings

Place	#	Team Name	Points Won	Points Lost	Year-To-Date WON	Scratch Pins	Pins + HDCP	High Sers	HDCP Sers	High Game	HDCP Game
1	2	Ten Pin Wizards	87	38	288	42722	51314	2426	2918	867	1031
2	9	Conspiracy Theory	81	44	257½	43853	51449	2700	3042	941	1056
3	5	Ballbarians	80	45	241	33144	50379	1880	2837	699	1005
4	4	Straight Hookin'	76½	48½	219	32800	50659	1882	2825	692	1008
5	6	Scared Splitless	74½	50½	211	35575	50647	2047	2833	749	1000
6	10	Split Happens	67½	57½	274½	30088	50053	1744	2809	627	979
7	11	Pocket Pounders - 1	64	61	271	37268	50810	2137	2854	783	1010
8	1	Tomorrow's Hangover	56½	68½	232½	34012	50764	1974	2871	722	1028
9	8	Spare Me	47	78	167½	28885	50029	1675	2854	659	1028
10	3	The Pindemic	42½	82½	247½	41554	50641	2346	2853	846	1003
11	7	The Bowling Stones - 1	41	84	256	35574	50781	2115	2868	731	1014
12	12	BYE	0	0	0	0	0	0	0	0	0

Review of Last Week's Bowling.....

Pairing	Team Name	HDCP -1-	HDCP -2-	HDCP -3-	HDCP Total	Last Wk WON	Team Name	HDCP -1-	HDCP -2-	HDCP -3-	HDCP Total	Last Wk WON
-1-	Split Happens	867	898	906	2671	10	<---> Ten Pin Wizards	908	895	906	2709	15
-2-	The Bowling Stones -	849	832	884	2565	9	<---> Ballbarians	862	950	835	2647	16
-3-	Pocket Pounders - 1	831	873	884	2588	18	<---> The Pindemic	861	791	837	2489	7
-4-	Spare Me	870	857	891	2618	8	<---> Scared Splitless	918	953	839	2710	17
-5-	Conspiracy Theory	971	935	925	2831	20	<---> Tomorrow's Hangover	943	837	885	2665	5
-6-	Straight Hookin'	962	948	875	2785	15½	<---> BYE	943	837	885	2665	0

Last Week's Top Scores

Scratch Game	828	Conspiracy Theory	778	Ten Pin Wizards	692	The Pindemic
	673	Scared Splitless	668	Tomorrow's Hangover	661	Straight Hookin'
Scratch Series	2402	Conspiracy Theory	2319	Ten Pin Wizards	1982	The Pindemic
	1882	Straight Hookin'	1870	Scared Splitless	1840	Tomorrow's Hangover
Handicap Game	971	Conspiracy Theory	962	Straight Hookin'	953	Scared Splitless
	950	Ballbarians	943	Tomorrow's Hangover	908	Ten Pin Wizards
Handicap Series	2831	Conspiracy Theory	2785	Straight Hookin'	2710	Scared Splitless
	2709	Ten Pin Wizards	2671	Split Happens	2665	Tomorrow's Hangover
Scratch Game	300	Mike Dixon	245	Ryan Nance	232	Hunter Jones
	225	Kurt Dinga	224	John Bachofer	220	Kenny Lee
Scratch Series	712	Mike Dixon	632	Ryan Nance	621	Kurt Dinga
	590	Kenny Lee	567	Alex Dundon	565	Keith Nance
Handicap Game	311	Mike Dixon	302	Hunter Jones	288	Vince Carpri
	275	Jim Oswald	271	John Bachofer	268	Chris Jones
Handicap Series	768	Hunter Jones	745	Mike Dixon	732	Vince Carpri
	729	Kurt Dinga	719	Jacob Brown	712	Ross Carpri

Season High Scores

Team Scratch Game		Team Scratch Series		Team Handicap Game		Team Handicap Series	
941	Conspiracy Theory	2700	Conspiracy Theory	1056	Conspiracy Theory	3042	Conspiracy Theory
867	Ten Pin Wizards	2426	Ten Pin Wizards	1031	Ten Pin Wizards	2918	Ten Pin Wizards
846	The Pindemic	2346	The Pindemic	1028	Tomorrow's Hangover	2871	Tomorrow's Hango
783	Pocket Pounders - 1	2137	Pocket Pounders - 1	1028	Spare Me	2868	The Bowling Stone
749	Scared Splitless	2115	The Bowling Stones - 1	1014	The Bowling Stones - 1	2854	Spare Me
731	The Bowling Stones - 1	2047	Scared Splitless	1010	Pocket Pounders - 1	2854	Pocket Pounders -
722	Tomorrow's Hangover	1974	Tomorrow's Hangover	1008	Straight Hookin'	2853	The Pindemic
699	Ballbarians	1882	Straight Hookin'	1005	Ballbarians	2837	Ballbarians
Scratch Game		Scratch Series		Handicap Game		Handicap Series	
300	Mike Dixon	768	Mike Dixon	312	Stevie Robertson	819	Mike Dixon
279	Ryan Nance	761	Ryan Nance	311	Mike Dixon	809	Ryan Nance
277	Alex Dundon	677	Alex Dundon	308	Frankie Portera	801	Mark Gray
258	Frankie Portera	662	Lauren Douglas	307	Alex Dundon	798	Frankie Portera
257	Lauren Douglas	660	Kurt Dinga	305	Donnie Shunnarah	796	Jacob Brown
255	Keith Nance	655	Autumn Meredith	305	Jim Oswald	796	Jeff Brown
246	Joey Stamba	648	Frankie Portera	304	Jeff Brown	790	Stevie Robertson
246	Donnie Shunnarah	647	Keith Nance	302	Hunter Jones	787	Hunter Jones

Most Improved Average

125	to	138.31	=	+13.31	Billy Riley	151	to	160.64	=	+9.64	Mark Gray
144	to	152.63	=	+8.63	Brian Robinson	150	to	158.00	=	+8.00	Jeff Brown
139	to	146.81	=	+7.81	Vince Carpri						

Most Un-Improved Averages

203	to	182.81	=	-20.19	Lauren Douglas	180	to	166.61	=	-13.39	Donnie Shunnarah
151	to	137.80	=	-13.20	Brad Boland	202	to	191.47	=	-10.53	Keith Nance
135	to	125.07	=	-9.93	Ryan Knerr						

Individual High Averages

219.00	Mike Dixon	213.37	Ryan Nance	202.89	Alex Dundon	191.47	Keith Nance	190.56	Kurt Dinga
187.05	Joey Stamba	183.97	Frankie Portera	182.81	Lauren Douglas	180.72	Autumn Meredith	177.81	John Bachofer

High Individual Match Points

52	Alex Dundon	47.5	Keith Nance	45	Brian Lorino	44.5	Sam Lorino	44	Ryan Nance
----	-------------	------	-------------	----	--------------	------	------------	----	------------

Team Rosters

Book	Avg	Name	Avg	HDCP	Pins	Gms	Points	Won	-1-	-2-	-3-	Total	HDCP	High	HDCP	High	HDCP	High	Pins +	
													Total	Game	Game	Sers	Sers		HDCP	
1 - Tomorrow's Hangover			Avg=565																	
144		Brian Robinson	152	70	8242	54	39.0	184	125	127	436	643	203	275	533	746	12022			
129		Andrew Williams	140	81	2101	15	14.0				0	0	176	266	465	735	3397			
151		Chad Eron	148	73	6227	42	32.0	125	169	178	472	694	212	296	521	749	10046			
135		Ryan Knerr	125	94	3377	27	9.0				0	0	177	268	425	681	6452			
147		Jason Lee	151	71	3627	24	16.5	146	138	140	424	634	187	261	523	745	5307			
166		Jim Oswald	161	62	7755	48	32.0	213	130	165	508	694	235	305	571	781	10761			
144		Joe Williams	157	65	1885	12	11.0				0	0	179	251	487	699	2779			
2 - Ten Pin Wizards			Avg=717																	
175		John Bachofer	177	47	9602	54	42.5	159	149	224	532	673	245	293	622	760	12728			
149		Russell Jordan	155	67	5610	36	28.0				0	0	211	276	541	719	8037			
188		Kenny Lee	194	32	2913	15	11.0	158	212	220	590	689	228	261	601	689	3444			
202		Keith Nance	191	35	10914	57	47.5	216	203	146	565	670	255	289	647	749	12744			
222		Ryan Nance	213	15	12162	57	44.0	245	201	186	632	677	279	294	761	809	12966			
158		Ben Watson	bk158	64	1011	6	4.0				0	0	193	251	509	694	1395			

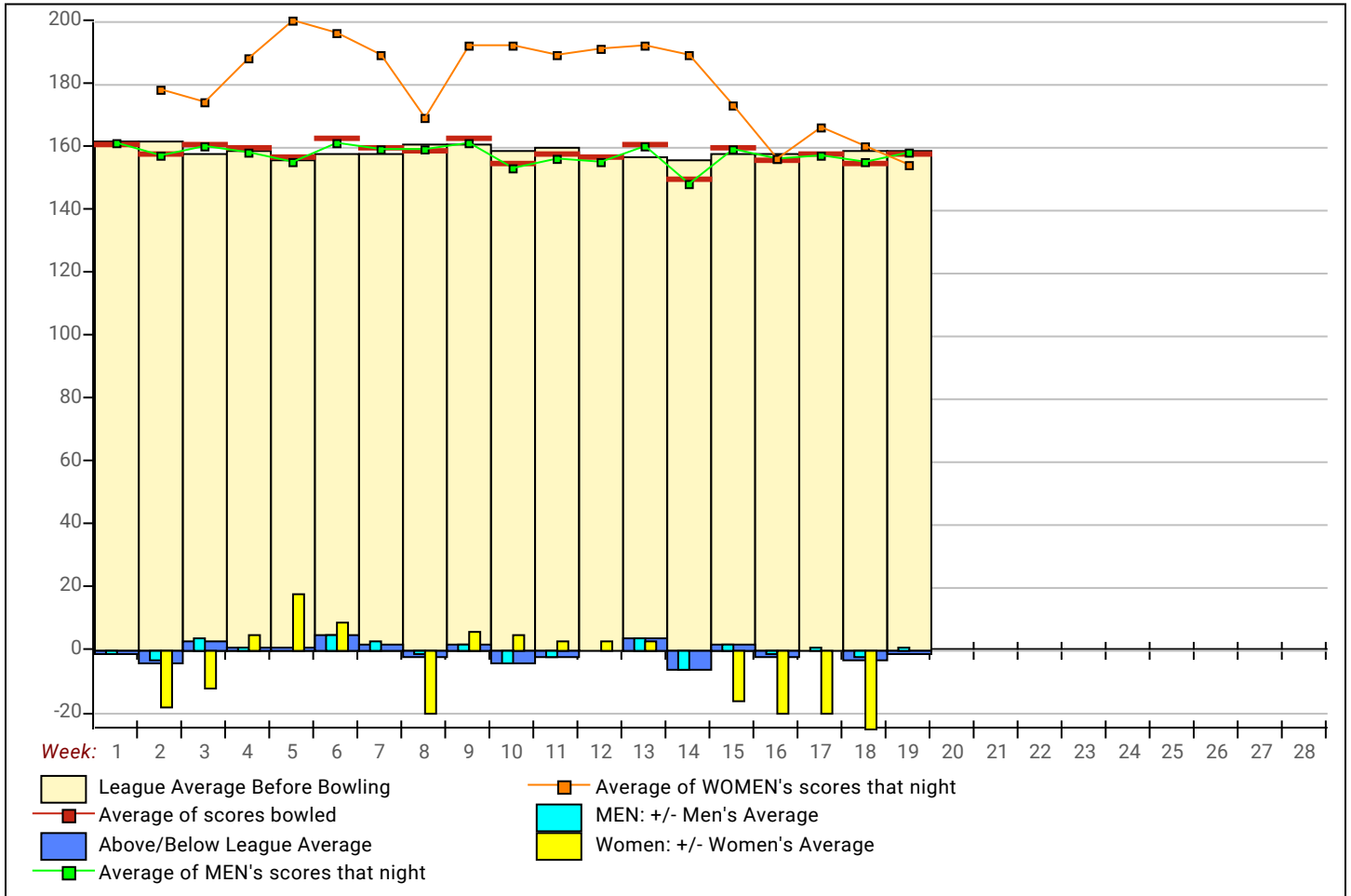
Book					Points					HDCP	High	HDCP	High	HDCP	Pins +	
Avg	Name	Avg	HDCP	Pins	Gms	Won	-1-	-2-	-3-	Total	Total	Game	Game	Sers	Sers	HDCP
3 - The Pandemic Avg=726																
166	Chris Jones	162	61	9279	57	38.0	207	132	151	490	673	229	281	578	751	12549
182	Autumn Meredith	180	45	9759	54	27.0	152	158	165	475	604	243	297	655	780	12060
203	Lauren Douglas	182	43	10420	57	35.5	127	160	163	450	573	257	284	662	770	12325
196	Alex Dundon	202	25	11565	57	52.0	206	172	189	567	639	277	307	677	755	13044
181	Amanda Green	bk181	44	531	3	4.0				0	0	189		531		663
163	Umang Patel	bk163	60	0	0					0	0	0		0		0
183	Bryant Hornsby	bk183	42	0	0					0	0	0		0		0
4 - Straight Hookin' Avg=536																
145	Billy Fisher	147	74	7951	54	40.5	148	138	167	453	675	214	292	507	738	12109
—	Shelton Boland	98	118	1176	12	5.0				0	0	120	234	318	666	2556
151	Brad Boland	137	83	7028	51	30.5	164	126	155	445	694	210	281	472	706	11816
164	Hunter Jones	154	68	7872	51	31.0	202	232	124	558	768	232	302	559	787	12072
150	Pat Boland	147	74	7507	51	32.0	147	151	128	426	648	209	284	504	735	12106
5 - Ballbarians Avg=578																
125	Billy Riley	138	82	6224	45	37.5	135	161	132	428	674	188	282	464	746	10010
—	Chris Vernon	152	70	5500	36	24.0				0	0	209	279	538	735	9853
—	Josh Triola	149	72	4482	30	18.0	126	162	119	407	623	220	292	503	719	6672
134	Bill Riley	139	81	7957	57	33.5	124	146	131	401	644	209	285	522	768	12439
147	Sangy Steelman	151	71	7292	48	30.0	171	175	147	493	706	201	273	546	762	11405
145	Eddie Kovacik	bk145	76	0	0					0	0	0		0		0
—	Keith Chasteen	bk98	118	0	0					0	0	0		0		0
6 - Scared Splitless Avg=607																
139	Vince Carpri	146	75	7047	48	27.5	157	212	135	504	732	212	288	520	745	10680
153	Gerald Burnett	151	71	7741	51	33.0	121	130	132	383	590	210	282	511	742	11362
156	Stevie Robertson	150	72	6757	45	26.5	166	178	116	460	676	229	312	541	790	10012
165	Ross Carpri	160	63	7241	45	31.0	194	153	176	523	712	213	275	528	712	9986
184	Andrew Robertson	174	50	6267	36	17.0				0	0	215	262	586	742	8607
7 - The Bowling Stones - 1 Avg=536																
—	Andrew Brown	108	109	1621	15	13.0				0	0	150	264	377	719	3394
150	Wes Ezzell	153	69	5516	36	24.0	159	120	178	457	664	211	287	549	771	9971
123	David Burnum	bk123	96	1112	8	9.0				0	0	179	275	445	733	2089
150	Jimmy Brown	152	70	8665	57	42.5	145	169	142	456	666	203	275	567	783	12769
167	Buddy Jessup	170	54	7650	45	26.5	137	137	205	479	641	225	275	598	760	10656
174	Michael Giardina	169	54	9139	54	39.0	161	159	112	432	594	236	288	563	725	11902
8 - Spare Me Avg=477																
—	Evan Knight	96	120	290	3					0	0	107		290		650
125	Jonathan Hand	128	91	5793	45	25.0	134	137	138	409	682	195	289	446	725	11202
—	Parker Knight	128	91	1540	12	10.0				0	0	161	253	430	706	2608
—	Mike Vice	125	94	6753	54	29.0	108	83	123	314	593	173	268	443	728	12471
—	Greg Peterson	120	99	5403	45	26.5	107	132	135	374	671	166	265	448	745	10599
131	Terry Knight	135	85	6910	51	25.0	153	137	127	417	672	204	288	466	718	11833
—	Will Gurner	152	70	456	3	1.0				0	0	185		456		666
9 - Conspiracy Theory Avg=762																
180	Donnie Shunnarah	166	57	5498	33	25.0	165	191	177	533	707	246	305	583	743	7871
194	Joey Stamba	187	38	7856	42	28.0	173	153	210	536	650	246	278	603	723	9455
195	Kurt Dinga	190	36	10862	57	39.0	190	225	206	621	729	245	281	660	765	12809
215	Mike Dixon	219	9	9855	45	34.0	300	223	189	712	745	300	311	768	819	10530
179	Mike Karam	174	50	3133	18	8.5				0	0	217	262	584	719	3925
204	John Young	211	17	5711	27	22.0				0	0	274	295	752	815	6218
151	Melanie Keener	bk151	71	428	3	3.0				0	0	150		428		641

Book	Avg	Name	Avg	HDCP	Pins	Gms	Points Won	-1-	-2-	-3-	Total	HDCP Total	High Game	HDCP Game	High Sers	HDCP Sers	Pins + HDCP
10 - Split Happens Avg=508																	
123		Charlie Lorino	bk123	96	0	0					0	0	0		0		1254
120		Sam Lorino	124	95	7118	57	44.5	127	114	168	409	694	169	263	475	748	12437
127		Paul Lorino	128	91	7339	57	40.0	145	138	134	417	690	174	266	417	690	12556
132		Bobby Lorino	133	87	5987	45	33.0	97	148	141	386	647	177	265	467	737	10610
142		Brian Lorino	144	77	7813	54	45.0	149	149	114	412	640	196	273	488	725	12652
---		Pat Martin	0	0	0	0					0	0	0		0		544
11 - Pocket Pounders - 1 Avg=657																	
159		Jacob Brown	154	68	6506	42	31.0	149	182	181	512	719	209	281	580	796	10121
151		Mark Gray	160	63	5783	36	24.5				0	0	217	288	588	801	7925
162		Mike Portera	160	63	3378	21	16.5	153	135	174	462	645	219	282	539	710	4653
190		Frankie Portera	183	42	6255	34	27.0				0	0	258	308	648	798	8058
170		Tony Carpri	164	59	4943	30	25.0	a154	a154	a154	462	639	223	285	585	771	7412
150		Jeff Brown	158	64	5214	33	23.0	123	150	123	396	585	232	304	580	796	7299
155		Chris Mitchell	164	59	3950	24	15.0				0	0	216	283	570	726	5342
12 - BYE Avg=0																	

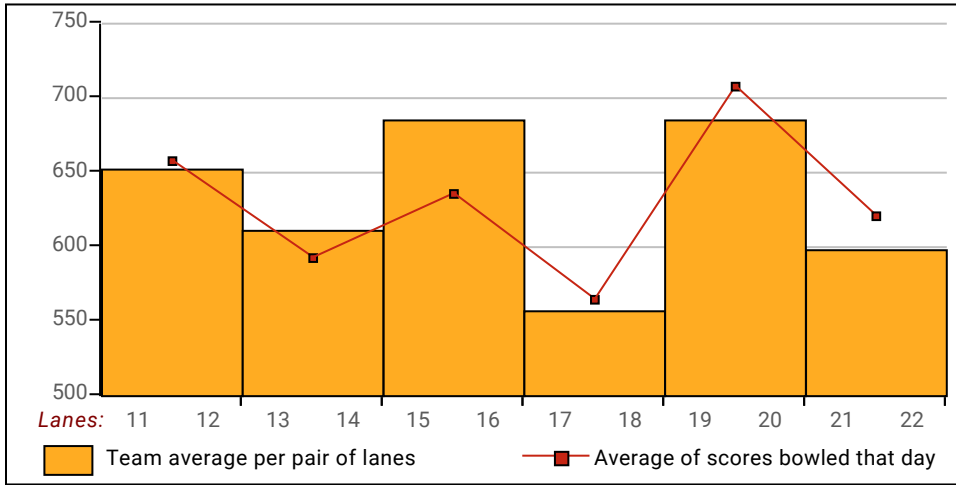
High match Points: All Members of This League

Name	Points Won	Points Lost	Name	Points Won	Points Lost
Alex Dundon	52.0	24.0	Tony Carpri	25.0	15.0
Keith Nance	47.5	28.5	Donnie Shunnarah	25.0	19.0
Brian Lorino	45.0	27.0	Terry Knight	25.0	43.0
Sam Lorino	44.5	31.5	Jonathan Hand	25.0	35.0
Ryan Nance	44.0	32.0	Mark Gray	24.5	23.5
John Bachofer	42.5	29.5	Chris Vernon	24.0	24.0
Jimmy Brown	42.5	33.5	Wes Ezzell	24.0	24.0
Billy Fisher	40.5	31.5	Jeff Brown	23.0	21.0
Paul Lorino	40.0	36.0	John Young	22.0	14.0
Kurt Dinga	39.0	37.0	Josh Triola	18.0	22.0
Michael Giardina	39.0	33.0	Andrew Robertson	17.0	31.0
Brian Robinson	39.0	33.0	Mike Portera	16.5	11.5
Chris Jones	38.0	38.0	Jason Lee	16.5	15.5
Billy Riley	37.5	22.5	Chris Mitchell	15.0	17.0
Lauren Douglas	35.5	40.5	Andrew Williams	14.0	6.0
Mike Dixon	34.0	26.0	Andrew Brown	13.0	7.0
Bill Riley	33.5	42.5	Kenny Lee	11.0	9.0
Gerald Burnett	33.0	35.0	Joe Williams	11.0	5.0
Bobby Lorino	33.0	27.0	Parker Knight	10.0	6.0
Pat Boland	32.0	36.0	Ryan Knerr	9.0	27.0
Jim Oswald	32.0	32.0	David Burnum	9.0	2.0
Chad Eron	32.0	24.0	Mike Karam	8.5	15.5
Hunter Jones	31.0	37.0	Shelton Boland	5.0	11.0
Jacob Brown	31.0	25.0	Ben Watson	4.0	4.0
Ross Carpri	31.0	29.0	Amanda Green	4.0	
Brad Boland	30.5	37.5	Melanie Keener	3.0	1.0
Sangy Steelman	30.0	34.0	Will Gurner	1.0	3.0
Mike Vice	29.0	43.0	Bryant Hornsby		
Joey Stamba	28.0	28.0	Keith Chasteen		
Russell Jordan	28.0	20.0	Umang Patel		
Vince Carpri	27.5	36.5	Eddie Kovacic		
Frankie Portera	27.0	19.0	Travis Diggs		
Autumn Meredith	27.0	45.0	Charlie Lorino		
Buddy Jessup	26.5	33.5	Pat Martin		
Stevie Robertson	26.5	33.5	Evan Knight		4.0
Greg Peterson	26.5	33.5			

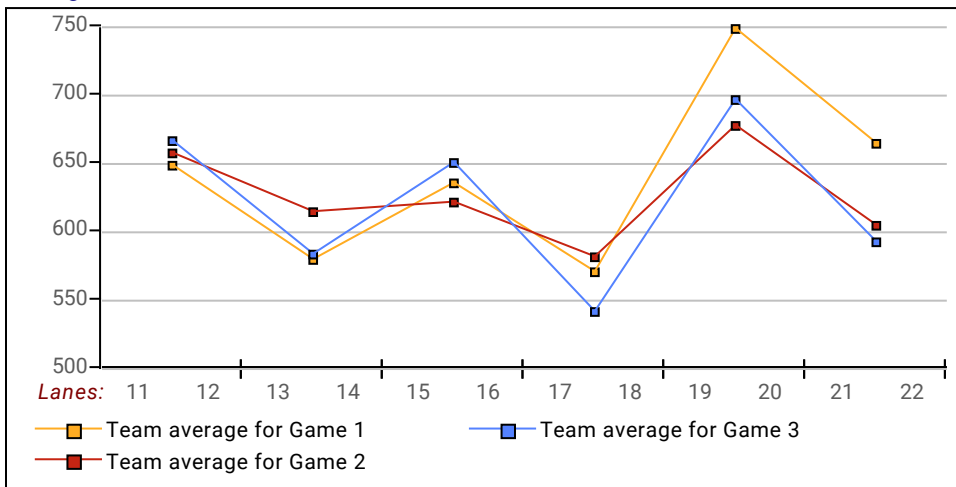
League Average Week-by-Week



Team Average vs Avg of Scores



Average of Scores for Each Game



Amount Over/Under Team Average

