

6:00PM START: NOVEMBER, JANUARY, MARCH
 8:30PM START: OCTOBER, DECEMBER, FEBRUARY, APRIL

Lane Assignments

	11-12	13-14	15-16	17-18	19-20	21-22	23-24	25-26	27-28	29-30	31-32	33-34
Wk10 11/04	-3-	-10-	-8-	-9-	-4-	-1-	-2-	-7-	-5-	-11-	-6-	-12-
Wk11 11/11	-8-	-4-	-7-	-3-	-6-	-9-	-11-	-10-	-2-	-5-	-1-	-12-

Team Standings

Place	#	Team Name	Points Won	Points Lost	Scratch Pins	Pins + HDCP	High Sers	HDCP Sers	High Game	HDCP Game	Team Avg
1	2	Ten Pin Wizards	143	82	20747	24707	2426	2918	867	1031	755
2	7	The Bowling Stones	139	86	17099	24248	2115	2868	731	1009	514
3	10	Split Happens	138½	86½	14257	23707	1744	2809	609	964	381
4	11	Pocket Pounders	138	87	17880	24306	2137	2854	783	1010	656
5	9	Conspiracy Theory	137	88	21282	24702	2700	3042	941	1055	753
6	5	Ballbarians	125½	99½	15933	24156	1859	2837	699	995	592
7	1	Tomorrow's Hangover	118	107	16244	24290	1974	2871	722	1028	593
8	3	The Pindemic	118	107	19910	24110	2330	2792	846	1001	735
9	8	Spare Me	81½	143½	13700	23819	1675	2854	593	986	507
10	6	Scared Splitless	78½	146½	16949	23945	2047	2833	727	989	604
11	4	Straight Hookin'	52	173	15126	23328	1752	2703	651	965	525
12	12	BYE	0	0	0	0	0	0	0	0	0

Review of Last Week's Bowling.....

Lanes	Team Name	HDCP -1-	HDCP -2-	HDCP -3-	HDCP Total	Last Wk WON	Team Name	HDCP -1-	HDCP -2-	HDCP -3-	HDCP Total	Last Wk WON
11-12	Scared Splitless	847	841	929	2617	5	<---> Tomorrow's Hangover	980	971	920	2871	20
13-14	Ten Pin Wizards	866	834	890	2590	7½	<---> Pocket Pounders	1010	912	874	2796	17½
15-16	Split Happens	924	899	821	2644	16½	<---> The Bowling Stones	896	825	896	2617	8½
17-18	The Pindemic	908	876	946	2730	16½	<---> Ballbarians	859	905	863	2627	8½
19-20	Straight Hookin'	895	835	866	2596	1	<---> Conspiracy Theory	1055	1051	936	3042	24
21-22	Spare Me	838	897	899	2634	1	<---> BYE	1055	1051	936	3042	0

Last Week's Top Scores

Scratch Game	941	Conspiracy Theory	783	Pocket Pounders	781	The Pindemic
	751	Ten Pin Wizards	681	Tomorrow's Hangover	674	Scared Splitless
Scratch Series	2700	Conspiracy Theory	2235	The Pindemic	2173	Ten Pin Wizards
	2115	Pocket Pounders	1974	Tomorrow's Hangover	1897	The Bowling Stones
Handicap Game	1055	Conspiracy Theory	1010	Pocket Pounders	980	Tomorrow's Hangover
	946	The Pindemic	929	Scared Splitless	924	Split Happens
Handicap Series	3042	Conspiracy Theory	2871	Tomorrow's Hangover	2796	Pocket Pounders
	2730	The Pindemic	2644	Split Happens	2634	Spare Me
Scratch Game	286	Mike Dixon	268	John Young	254	Frankie Portera
	245	Kurt Dinga	239	Autumn Meredith	232	Keith Nance
Scratch Series	768	Mike Dixon	691	John Young	657	Kurt Dinga
	636	Autumn Meredith	628	Alex Dundon	617	Frankie Portera
Handicap Game	303	Mike Dixon	297	Frankie Portera	284	John Young
	284	Autumn Meredith	281	Kurt Dinga	278	Gerald Burnett
Handicap Series	819	Mike Dixon	771	Autumn Meredith	765	Kurt Dinga
	746	Frankie Portera	740	Brian Robinson	739	John Young

Season High Scores

Team Scratch Game		Team Scratch Series		Team Handicap Game		Team Handicap Series	
941	Conspiracy Theory	2700	Conspiracy Theory	1055	Conspiracy Theory	3042	Conspiracy Theory
867	Ten Pin Wizards	2426	Ten Pin Wizards	1031	Ten Pin Wizards	2918	Ten Pin Wizards
846	The Pindemic	2330	The Pindemic	1028	Tomorrow's Hangover	2871	Tomorrow's Hango
783	Pocket Pounders	2137	Pocket Pounders	1010	Pocket Pounders	2868	The Bowling Stone
731	The Bowling Stones	2115	The Bowling Stones	1009	The Bowling Stones	2854	Spare Me
727	Scared Splitless	2047	Scared Splitless	1001	The Pindemic	2854	Pocket Pounders
722	Tomorrow's Hangover	1974	Tomorrow's Hangover	995	Ballbarians	2837	Ballbarians
699	Ballbarians	1859	Ballbarians	989	Scared Splitless	2833	Scared Splitless
Scratch Game		Scratch Series		Handicap Game		Handicap Series	
286	Mike Dixon	768	Mike Dixon	312	Stevie Robertson	819	Mike Dixon
279	Ryan Nance	740	Ryan Nance	308	Frankie Portera	801	Mark Gray
277	Alex Dundon	696	John Young	307	Alex Dundon	798	Frankie Portera
268	John Young	662	Lauren Douglas	305	Jim Oswald	796	Jeff Brown
258	Frankie Portera	658	Alex Dundon	304	Jeff Brown	790	Stevie Robertson
257	Lauren Douglas	657	Kurt Dinga	303	Mike Dixon	781	Jim Oswald
255	Keith Nance	648	Frankie Portera	297	Autumn Meredith	780	Autumn Meredith
246	Joey Stamba	647	Keith Nance	296	Chad Eron	771	Wes Ezzell

Most Improved Average

155	to	178.56	=	+23.56	Chris Mitchell	151	to	170.89	=	+19.89	Mark Gray
134	to	150.07	=	+16.07	Bill Riley	123	to	139.00	=	+16.00	David Burnum
144	to	159.67	=	+15.67	Joe Williams						

Most Un-Improved Averages

164	to	146.17	=	-17.83	Hunter Jones	151	to	135.29	=	-15.71	Brad Boland
159	to	144.22	=	-14.78	Jacob Brown	203	to	190.89	=	-12.11	Lauren Douglas
170	to	157.94	=	-12.06	Tony Carpri						

Individual High Averages

217.13	Mike Dixon	216.30	Ryan Nance	215.33	John Young	198.96	Alex Dundon	195.33	Keith Nance
193.85	Kurt Dinga	190.89	Lauren Douglas	190.25	Joey Stamba	186.39	Frankie Portera	183.37	Autumn Meredith

High Individual Match Points

26.5	John Bachofer	26	Brian Lorino	24	Sam Lorino	23	Michael Giardina	23	Alex Dundon
------	---------------	----	--------------	----	------------	----	------------------	----	-------------

Team Rosters

Name	Book	Avg HDCP	Pins	Gms	Points	HDCP			Total	HDCP Total	High Game	HDCP Game	High Sers	HDCP Sers	Pins + HDCP	
	Avg					-1-	-2-	-3-								
1 - Tomorrow's Hangover Avg=593																
Brian Robinson	144	156	66	3750	24	21.0	179	191	163	533	740	198	275	533	746	5475
Joe Williams	144	bk144	77	479	3	3.0				0	0	166		479		710
Chad Eron	151	146	75	3073	21	16.0	157	171	158	486	720	212	296	492	744	5332
Jason Lee	147	bk147	74	964	6	3.0				0	0	187	261	523	745	1408
Ryan Knerr	135	129	90	1552	12	6.0				0	0	177	268	425	680	3220
Andrew Williams	129	139	81	1254	9	9.0	158	176	131	465	735	176	266	465	735	2064
Jim Oswald	166	162	61	4374	27	18.0	187	134	169	490	676	235	305	571	781	6081
2 - Ten Pin Wizards Avg=755																
John Bachofer	175	183	42	4946	27	26.5	186	180	217	583	715	229	275	622	760	6188
Russell Jordan	149	161	62	1937	12	9.0	166	128	121	415	577	211	276	541	716	2765
Keith Nance	202	195	31	5274	27	20.5	170	178	232	580	673	255	289	647	749	6117
Ryan Nance	222	216	12	5840	27	20.0	205	209	181	595	625	279	273	740	744	6170
Kenny Lee	188	193	33	1739	9	8.0				0	0	214	251	601	686	2072
Ben Watson	158	bk158	64	1011	6	4.0				0	0	193	251	509	694	1395

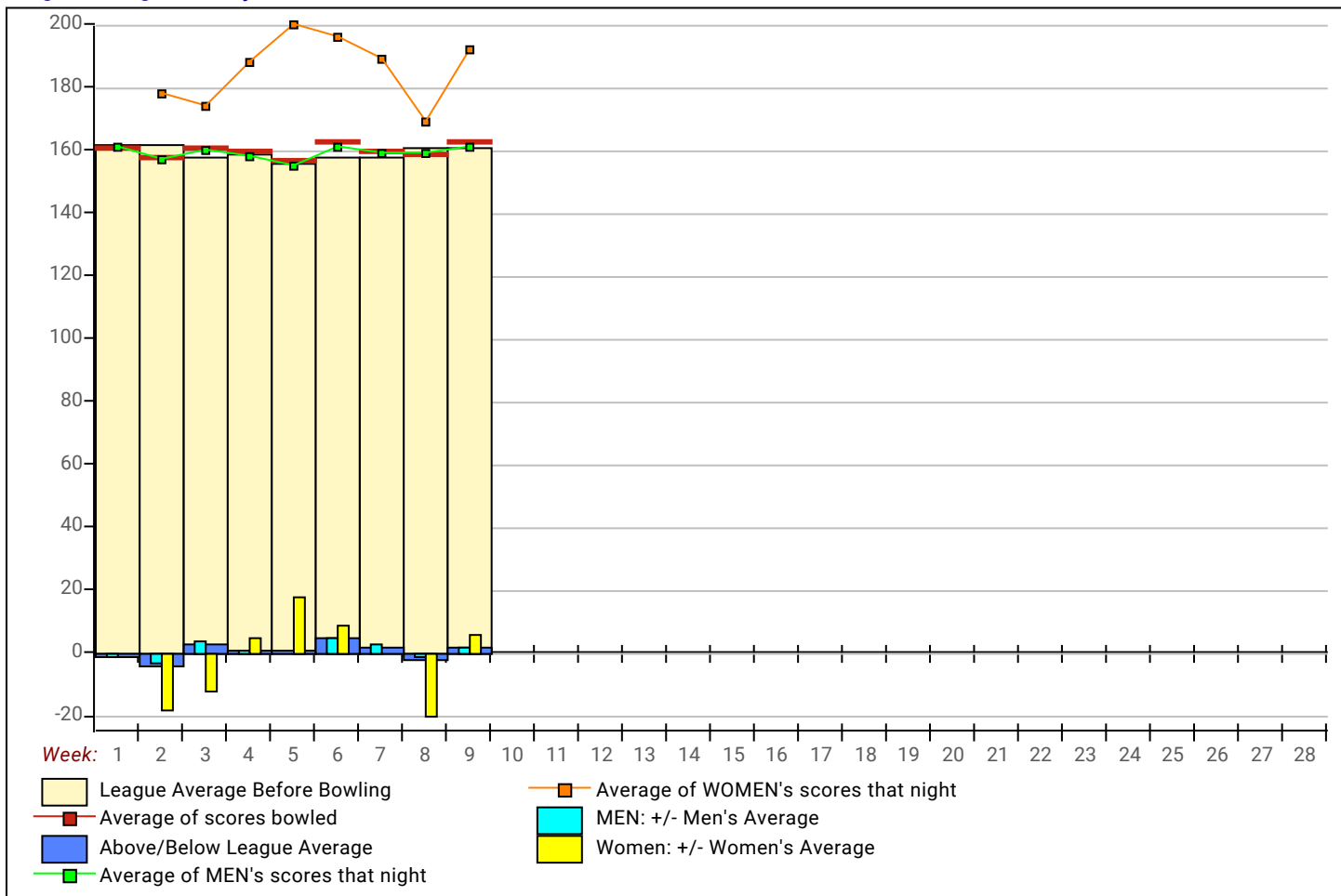
Name	Book		Pins Gms			Points				Total	HDCP Total	High Game	HDCP Game	High Sers	HDCP Sers	Pins + HDCP
	Avg	Avg HDCP				Won	-1-	-2-	-3-							
3 - The Pindemic Avg=735																
Chris Jones	166	164	59	4433	27	16.0	117	162	174	453	627	229	281	578	734	5906
Autumn Meredith	182	183	42	4951	27	16.0	239	170	227	636	771	243	297	636	780	6163
Lauren Douglas	203	190	36	5154	27	19.0	189	178	151	518	617	257	284	662	770	5949
Alex Dundon	196	198	28	5372	27	23.0	198	201	229	628	715	277	307	658	748	6092
Bryant Hornsby	183	bk183	42	0	0					0	0	0		0		0
Umang Patel	163	bk163	60	0	0					0	0	0		0		0
Amanda Green	181	bk181	44	0	0					0	0	0		0		0
4 - Straight Hookin' Avg=525																
Billy Fisher	145	143	78	3872	27	16.0	157	128	129	414	645	188	268	459	696	5978
Shelton Boland	—	101	116	303	3					0	0	118		303		651
Brad Boland	151	135	85	2841	21	6.0	137	142	141	420	678	210	281	472	685	5112
Hunter Jones	164	146	75	3508	24	6.0	138	105	141	384	603	217	288	510	732	5740
Pat Boland	150	139	81	3336	24	8.0	145	142	137	424	670	179	262	453	702	5847
5 - Ballbarians Avg=592																
Billy Riley	125	138	82	3312	24	20.5	155	137	134	426	675	188	282	464	746	5373
Bill Riley	134	150	72	4052	27	15.5	107	127	127	361	568	209	285	522	768	6173
Chris Vernon	—	154	68	3711	24	18.5	151	181	150	482	689	209	279	538	712	5316
Sangy Steelman	147	150	72	2704	18	9.0	152	166	158	476	695	187	261	495	717	4666
Josh Triola	—	145	76	1743	12	10.0				0	0	173	249	490	718	2628
Eddie Kovacik	145	bk145	76	0	0					0	0	0		0		0
Keith Chasteen	—	bk98	118	0	0					0	0	0		0		0
6 - Scared Splitless Avg=604																
Vince Carpri	139	146	75	3085	21	7.5	138	146	161	445	670	196	276	503	743	4714
Gerald Burnett	153	153	69	3677	24	11.0	129	142	208	479	689	208	278	511	742	5399
Ross Carpri	165	159	63	3358	21	15.0	142	147	139	428	611	194	257	528	709	4615
Stevie Robertson	156	146	75	2640	18	11.0				0	0	229	312	541	790	3951
Andrew Robertson	184	174	50	3667	21	8.0	183	151	166	500	647	215	262	568	717	5266
7 - The Bowling Stones Avg=514																
Wes Ezzell	150	150	72	2253	15	9.0	128	138	133	399	603	211	287	543	771	3969
Andrew Brown	—	92	124	276	3	3.0				0	0	102		276		648
David Burnum	123	bk123	96	1112	8	9.0				0	0	179	275	445	733	2089
Jimmy Brown	150	149	72	4037	27	21.5	167	126	188	481	700	194	270	516	744	6050
Buddy Jessup	167	174	50	4716	27	16.5	209	157	146	512	659	214	269	598	760	6129
Michael Giardina	174	173	51	4172	24	23.0	152	164	189	505	655	209	258	551	704	5363
8 - Spare Me Avg=507																
Jonathan Hand	125	127	92	2679	21	13.0	122	113	164	399	678	195	289	427	709	5877
Terry Knight	131	136	84	3271	24	13.0	129	128	113	370	616	160	241	436	690	5296
Greg Peterson	—	119	99	3214	27	18.5	103	138	134	375	675	163	265	418	745	6022
Mike Vice	—	125	94	3390	27	15.0	115	149	119	383	665	173	267	411	710	5958
Will Gurner	—	152	70	456	3	1.0				0	0	185		456		666
9 - Conspiracy Theory Avg=753																
Donnie Shunnarah	180	169	54	3055	18	14.0				0	0	222	247	583	692	4576
Joey Stamba	194	190	36	2283	12	6.0				0	0	246	278	603	720	2688
Mike Karam	179	bk179	45	1113	6	4.0	217	166	201	584	719	217	262	584	719	1383
John Young	204	215	13	3876	18	17.0	226	268	197	691	739	268	284	696	765	4233
Kurt Dinga	195	193	33	5234	27	22.0	212	245	200	657	765	245	281	657	765	6158
Mike Dixon	215	217	11	5211	24	21.0	286	258	224	768	819	286	303	768	819	5664

Name	Book		Pins		Points				Total	HDCP Total	High Game	HDCP Game	High Sers	HDCP Sers	Pins + HDCP	
	Avg	Avg HDCP	Gms	Won	-1-	-2-	-3-									
10 - Split Happens Avg=381																
Charlie Lorino	123	bk123	96	0	0				0	0	0		0		1254	
Pat Martin	---	0	0	0	0				0	0			0		544	
Sam Lorino	120	131	89	3552	27	24.0	147	127	128	402	669	169	260	475	748	6090
Paul Lorino	127	127	92	3434	27	15.0	146	146	94	386	662	157	249	411	687	5909
Bobby Lorino	132	129	90	1942	15	12.5	146	122	121	389	659	159	247	433	697	3892
Brian Lorino	142	144	77	3897	27	26.0	137	156	130	423	654	174	253	480	723	6018
11 - Pocket Pounders Avg=656																
Mark Gray	151	170	54	3076	18	14.5	178	150	160	488	644	217	288	588	801	4162
Chris Mitchell	155	178	46	1607	9	11.0	190	185	150	525	726	216	283	570	726	2210
Jacob Brown	159	144	77	2596	18	9.0				0	0	197	272	487	730	3853
Jeff Brown	150	164	59	2472	15	13.0				0	0	232	304	580	796	3441
Frankie Portera	190	186	39	3355	18	16.0	254	205	158	617	746	258	308	648	798	4081
Tony Carpri	170	157	65	2843	18	12.0	161	145	179	485	680	211	265	550	712	3914
Mike Portera	162	160	63	1931	12	9.5				0	0	198	259	539	710	2645
12 - BYE Avg=0																

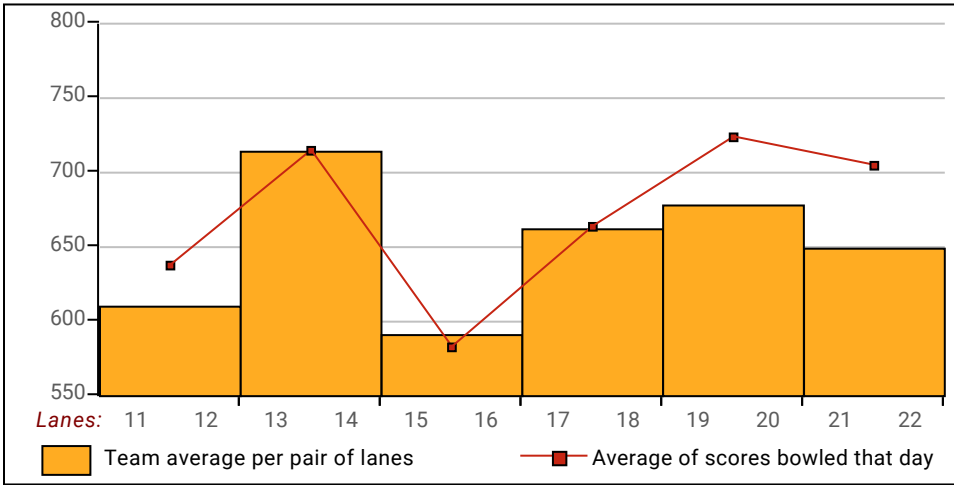
High match Points: All Members of This League

Name	Points Won	Points Lost	Name	Points Won	Points Lost
John Bachofer	26.5	9.5	Chris Mitchell	11.0	1.0
Brian Lorino	26.0	10.0	Gerald Burnett	11.0	21.0
Sam Lorino	24.0	12.0	Stevie Robertson	11.0	13.0
Michael Giardina	23.0	9.0	Josh Triola	10.0	6.0
Alex Dundon	23.0	13.0	Mike Portera	9.5	6.5
Kurt Dinga	22.0	14.0	Jacob Brown	9.0	15.0
Jimmy Brown	21.5	14.5	Sangy Steelman	9.0	15.0
Brian Robinson	21.0	11.0	Wes Ezzell	9.0	11.0
Mike Dixon	21.0	11.0	Andrew Williams	9.0	3.0
Billy Riley	20.5	11.5	David Burnum	9.0	2.0
Keith Nance	20.5	15.5	Russell Jordan	9.0	7.0
Ryan Nance	20.0	16.0	Pat Boland	8.0	24.0
Lauren Douglas	19.0	17.0	Kenny Lee	8.0	4.0
Chris Vernon	18.5	13.5	Andrew Robertson	8.0	20.0
Greg Peterson	18.5	17.5	Vince Carpri	7.5	20.5
Jim Oswald	18.0	18.0	Brad Boland	6.0	22.0
John Young	17.0	7.0	Hunter Jones	6.0	26.0
Buddy Jessup	16.5	19.5	Joey Stamba	6.0	10.0
Billy Fisher	16.0	20.0	Ryan Knerr	6.0	10.0
Frankie Portera	16.0	8.0	Mike Karam	4.0	4.0
Chad Eron	16.0	12.0	Ben Watson	4.0	4.0
Chris Jones	16.0	20.0	Joe Williams	3.0	1.0
Autumn Meredith	16.0	20.0	Andrew Brown	3.0	1.0
Bill Riley	15.5	20.5	Jason Lee	3.0	5.0
Ross Carpri	15.0	13.0	Will Gurner	1.0	3.0
Mike Vice	15.0	21.0	Bryant Hornsby		
Paul Lorino	15.0	21.0	Keith Chasteen		
Mark Gray	14.5	9.5	Umang Patel		
Donnie Shunnarah	14.0	10.0	Eddie Kovacik		
Jeff Brown	13.0	7.0	Travis Diggs		
Terry Knight	13.0	19.0	Charlie Lorino		
Jonathan Hand	13.0	15.0	Pat Martin		
Bobby Lorino	12.5	7.5	Shelton Boland		4.0
Tony Carpri	12.0	12.0	Amanda Green		

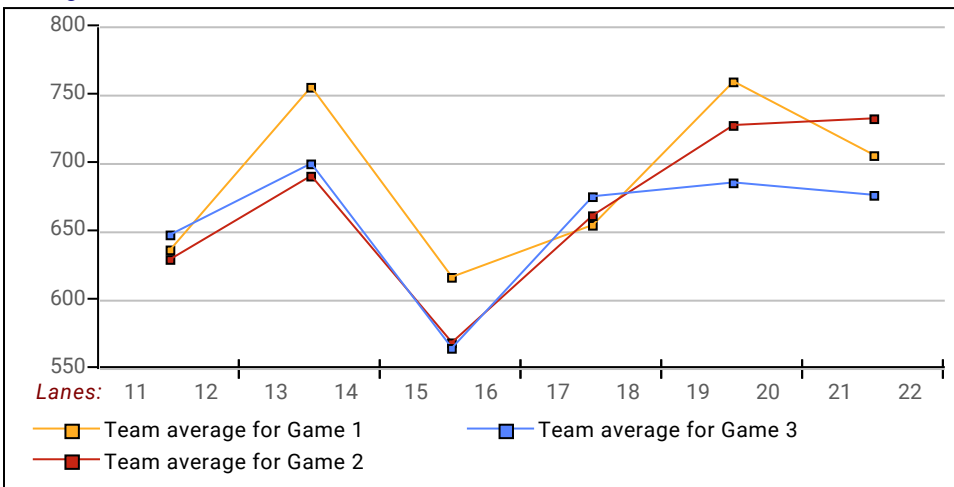
League Average Week-by-Week



Team Average vs Avg of Scores



Average of Scores for Each Game



Amount Over/Under Team Average

