

6:00PM SHIFT: MARCH
8:30PM SHIFT: FEBRUARY, APRIL

Lane Assignments

| | 11-12 | 13-14 | 15-16 | 17-18 | 19-20 | 21-22 | 23-24 | 25-26 | 27-28 | 29-30 | 31-32 | 33-34 |
|------------|-------|-------|-------|-------|-------|-------|-------|-------|-------|-------|-------|-------|
| Wk22 02/24 | - 5- | -11- | -10- | - 3- | - 4- | - 1- | - 9- | - 8- | - 7- | - 2- | - 6- | -12- |
| Wk23 03/03 | - 9- | - 6- | - 4- | - 8- | - 2- | - 5- | - 3- | - 7- | -10- | -11- | - 1- | -12- |

Team Standings

| Place | # | Team Name | Points Won | Points Lost | Year-To-Date WON | Scratch Pins | Pins + HDCP | High Sers | HDCP Sers | High Game | HDCP Game |
|-------|----|------------------------|------------|-------------|------------------|--------------|-------------|-----------|-----------|-----------|-----------|
| 1 | 5 | Ballbarians | 111 | 64 | 272 | 36769 | 55834 | 1880 | 2837 | 699 | 1005 |
| 2 | 6 | Scared Splitless | 105½ | 69½ | 242 | 39404 | 56159 | 2047 | 2833 | 749 | 1000 |
| 3 | 4 | Straight Hookin' | 104 | 71 | 246½ | 36291 | 56046 | 1882 | 2825 | 692 | 1008 |
| 4 | 2 | Ten Pin Wizards | 102½ | 72½ | 303½ | 47098 | 56572 | 2426 | 2918 | 867 | 1031 |
| 5 | 9 | Conspiracy Theory | 99½ | 75½ | 276 | 48290 | 56729 | 2700 | 3042 | 941 | 1056 |
| 6 | 10 | Split Happens | 99½ | 75½ | 306½ | 33508 | 55576 | 1847 | 2900 | 652 | 1003 |
| 7 | 11 | Pocket Pounders - 1 | 99 | 76 | 306 | 41242 | 56272 | 2137 | 2854 | 783 | 1010 |
| 8 | 1 | Tomorrow's Hangover | 77½ | 97½ | 253½ | 37473 | 55980 | 1974 | 2871 | 722 | 1028 |
| 9 | 3 | The Pindemic | 67 | 108 | 272 | 45931 | 56053 | 2346 | 2853 | 846 | 1003 |
| 10 | 8 | Spare Me | 62 | 113 | 182½ | 31793 | 55145 | 1675 | 2854 | 659 | 1028 |
| 11 | 7 | The Bowling Stones - 1 | 53 | 122 | 268 | 39385 | 56131 | 2115 | 2868 | 731 | 1014 |
| 12 | 12 | BYE | 0 | 0 | 0 | 0 | 0 | 0 | 0 | 0 | 0 |

Review of Last Week's Bowling.....

| Pairing | Team Name | HDCP -1- | HDCP -2- | HDCP -3- | HDCP Total | Last Wk WON | Team Name | HDCP -1- | HDCP -2- | HDCP -3- | HDCP Total | Last Wk WON |
|---------|---------------------|----------|----------|----------|------------|-------------|----------------------------|----------|----------|----------|------------|-------------|
| -1- | Straight Hookin' | 855 | 873 | 917 | 2645 | 13½ | <---> Conspiracy Theory | 944 | 824 | 868 | 2636 | 11½ |
| -2- | Tomorrow's Hangover | 820 | 809 | 948 | 2577 | 5 | <---> Scared Splitless | 890 | 985 | 928 | 2803 | 20 |
| -3- | Split Happens | 1003 | 946 | 951 | 2900 | 21 | <---> The Bowling Stones - | 854 | 887 | 885 | 2626 | 4 |
| -4- | Pocket Pounders - 1 | 863 | 910 | 896 | 2669 | 18 | <---> Ten Pin Wizards | 923 | 847 | 873 | 2643 | 7 |
| -5- | Ballbarians | 939 | 914 | 945 | 2798 | 17 | <---> The Pindemic | 869 | 838 | 946 | 2653 | 8 |
| -6- | Spare Me | 917 | 823 | 821 | 2561 | 6 | <---> BYE | 869 | 838 | 946 | 2653 | 0 |

Last Week's Top Scores

| | | | | | | |
|-----------------|------|---------------------|------|---------------------|------|---------------------|
| Scratch Game | 803 | Conspiracy Theory | 793 | Ten Pin Wizards | 775 | The Pindemic |
| | 705 | Scared Splitless | 668 | Pocket Pounders - 1 | 663 | Tomorrow's Hangover |
| Scratch Series | 2253 | Ten Pin Wizards | 2213 | Conspiracy Theory | 2140 | The Pindemic |
| | 1963 | Scared Splitless | 1943 | Pocket Pounders - 1 | 1880 | Ballbarians |
| Handicap Game | 1003 | Split Happens | 985 | Scared Splitless | 948 | Tomorrow's Hangover |
| | 946 | The Pindemic | 945 | Ballbarians | 944 | Conspiracy Theory |
| Handicap Series | 2900 | Split Happens | 2803 | Scared Splitless | 2798 | Ballbarians |
| | 2669 | Pocket Pounders - 1 | 2653 | The Pindemic | 2645 | Straight Hookin' |
| Scratch Game | 236 | Keith Nance | 233 | Ryan Nance | 230 | Mike Dixon |
| | 222 | Michael Giardina | 217 | Sangy Steelman | 211 | Kurt Dinga |
| Scratch Series | 655 | Mike Dixon | 616 | Ryan Nance | 613 | Keith Nance |
| | 596 | Alex Dundon | 572 | Michael Giardina | 568 | Tony Carpri |
| Handicap Game | 287 | Sangy Steelman | 279 | Brian Lorino | 277 | Sam Lorino |
| | 276 | Michael Giardina | 272 | Keith Nance | 271 | Pat Boland |
| Handicap Series | 779 | Brian Lorino | 769 | Sangy Steelman | 752 | Bobby Lorino |
| | 750 | Pat Boland | 739 | Tony Carpri | 734 | Michael Giardina |

Season High Scores

| Team Scratch Game | | Team Scratch Series | | Team Handicap Game | | Team Handicap Series | |
|-------------------|------------------------|---------------------|------------------------|--------------------|------------------------|----------------------|-------------------|
| 941 | Conspiracy Theory | 2700 | Conspiracy Theory | 1056 | Conspiracy Theory | 3042 | Conspiracy Theory |
| 867 | Ten Pin Wizards | 2426 | Ten Pin Wizards | 1031 | Ten Pin Wizards | 2918 | Ten Pin Wizards |
| 846 | The Pindemic | 2346 | The Pindemic | 1028 | Tomorrow's Hangover | 2900 | Split Happens |
| 783 | Pocket Pounders - 1 | 2137 | Pocket Pounders - 1 | 1028 | Spare Me | 2871 | Tomorrow's Hango |
| 749 | Scared Splitless | 2115 | The Bowling Stones - 1 | 1014 | The Bowling Stones - 1 | 2868 | The Bowling Stone |
| 731 | The Bowling Stones - 1 | 2047 | Scared Splitless | 1010 | Pocket Pounders - 1 | 2854 | Spare Me |
| 722 | Tomorrow's Hangover | 1974 | Tomorrow's Hangover | 1008 | Straight Hookin' | 2854 | Pocket Pounders - |
| 699 | Ballbarians | 1882 | Straight Hookin' | 1005 | Ballbarians | 2853 | The Pindemic |
| Scratch Game | | Scratch Series | | Handicap Game | | Handicap Series | |
| 300 | Mike Dixon | 768 | Mike Dixon | 312 | Stevie Robertson | 819 | Mike Dixon |
| 279 | Ryan Nance | 761 | Ryan Nance | 311 | Mike Dixon | 809 | Ryan Nance |
| 277 | Alex Dundon | 677 | Alex Dundon | 307 | Alex Dundon | 801 | Mark Gray |
| 257 | Lauren Douglas | 662 | Lauren Douglas | 305 | Donnie Shunnarah | 796 | Jacob Brown |
| 255 | Keith Nance | 660 | Kurt Dinga | 305 | Jim Oswald | 796 | Jeff Brown |
| 246 | Joey Stamba | 655 | Autumn Meredith | 304 | Jeff Brown | 790 | Stevie Robertson |
| 246 | Donnie Shunnarah | 647 | Keith Nance | 302 | Hunter Jones | 787 | Hunter Jones |
| 245 | Kurt Dinga | 622 | John Bachofer | 297 | Autumn Meredith | 783 | Jimmy Brown |
| 245 | John Bachofer | | | 296 | Chad Eron | 781 | Jim Oswald |
| 243 | Autumn Meredith | | | | | | |

Most Improved Average

| | | | | | | | | | | | |
|-----|----|--------|---|--------|----------------|-----|----|--------|---|-------|------------|
| 125 | to | 137.33 | = | +12.33 | Billy Riley | 151 | to | 160.77 | = | +9.77 | Mark Gray |
| 144 | to | 153.25 | = | +9.25 | Brian Robinson | 150 | to | 159.06 | = | +9.06 | Jeff Brown |
| 147 | to | 154.63 | = | +7.63 | Sangy Steelman | | | | | | |

Most Un-Improved Averages

| | | | | | | | | | | | |
|-----|----|--------|---|--------|----------------|-----|----|--------|---|--------|------------------|
| 203 | to | 183.08 | = | -19.92 | Lauren Douglas | 180 | to | 165.69 | = | -14.31 | Donnie Shunnarah |
| 151 | to | 138.19 | = | -12.81 | Brad Boland | 202 | to | 191.51 | = | -10.49 | Keith Nance |
| 164 | to | 153.96 | = | -10.04 | Hunter Jones | | | | | | |

Individual High Averages

| | | | | | | | | | |
|--------|-------------|--------|----------------|--------|-----------------|--------|---------------|--------|------------------|
| 219.18 | Mike Dixon | 213.06 | Ryan Nance | 202.41 | Alex Dundon | 191.51 | Keith Nance | 189.79 | Kurt Dinga |
| 185.65 | Joey Stamba | 183.08 | Lauren Douglas | 181.20 | Autumn Meredith | 176.65 | John Bachofer | 174.08 | Andrew Robertson |

High Individual Match Points

| | | | | | | | | | |
|----|-------------|------|------------|------|-------------|----|------------|----|--------------|
| 53 | Alex Dundon | 51.5 | Sam Lorino | 50.5 | Keith Nance | 48 | Ryan Nance | 48 | Brian Lorino |
|----|-------------|------|------------|------|-------------|----|------------|----|--------------|

Team Rosters

| Book | | | Points | | | | HDCP | High | HDCP | High | HDCP | High | HDCP | Pins + | | |
|----------|----------------------------|---------|--------|-------|-----|------|------------|------------|------------|-------|------------|------|------|--------|------|-------|
| Avg | Name | Avg | HDCP | Pins | Gms | Won | -1- | -2- | -3- | Total | Total | Game | Game | Sers | Sers | HDCP |
| 1 | Tomorrow's Hangover | Avg=562 | | | | | | | | | | | | | | |
| 144 | Brian Robinson | 153 | 69 | 9195 | 60 | 43.0 | 142 | 157 | 174 | 473 | 680 | 203 | 275 | 533 | 746 | 13392 |
| 129 | Andrew Williams | 135 | 85 | 2432 | 18 | 14.0 | 96 | 86 | 149 | 331 | 574 | 176 | 266 | 465 | 735 | 3971 |
| 151 | Chad Eron | 148 | 73 | 6680 | 45 | 33.0 | 147 | 142 | 164 | 453 | 672 | 212 | 296 | 521 | 749 | 10718 |
| 135 | Ryan Knerr | 126 | 93 | 3781 | 30 | 12.0 | | | | 0 | 0 | 177 | 268 | 425 | 686 | 7138 |
| 147 | Jason Lee | 149 | 72 | 4025 | 27 | 17.5 | | | | 0 | 0 | 187 | 261 | 523 | 745 | 5918 |
| 166 | Jim Oswald | 161 | 62 | 8220 | 51 | 33.0 | 150 | 139 | 176 | 465 | 651 | 235 | 305 | 571 | 781 | 11412 |
| 144 | Joe Williams | 156 | 66 | 2342 | 15 | 13.0 | | | | 0 | 0 | 179 | 251 | 487 | 699 | 3431 |
| 2 | Ten Pin Wizards | Avg=712 | | | | | | | | | | | | | | |
| 175 | John Bachofer | 176 | 48 | 10599 | 60 | 44.5 | 153 | 148 | 200 | 501 | 642 | 245 | 293 | 622 | 760 | 14007 |
| 149 | Russell Jordan | 155 | 67 | 6054 | 39 | 29.5 | | | | 0 | 0 | 211 | 276 | 541 | 719 | 8682 |
| 188 | Kenny Lee | 190 | 36 | 3436 | 18 | 11.0 | 171 | 181 | 171 | 523 | 619 | 228 | 261 | 601 | 689 | 4063 |
| 202 | Keith Nance | 191 | 35 | 12065 | 63 | 50.5 | 236 | 194 | 183 | 613 | 721 | 255 | 289 | 647 | 749 | 14108 |
| 222 | Ryan Nance | 213 | 15 | 13423 | 63 | 48.0 | 233 | 194 | 189 | 616 | 661 | 279 | 294 | 761 | 809 | 14317 |
| 158 | Ben Watson | bk158 | 64 | 1011 | 6 | 4.0 | | | | 0 | 0 | 193 | 251 | 509 | 694 | 1395 |

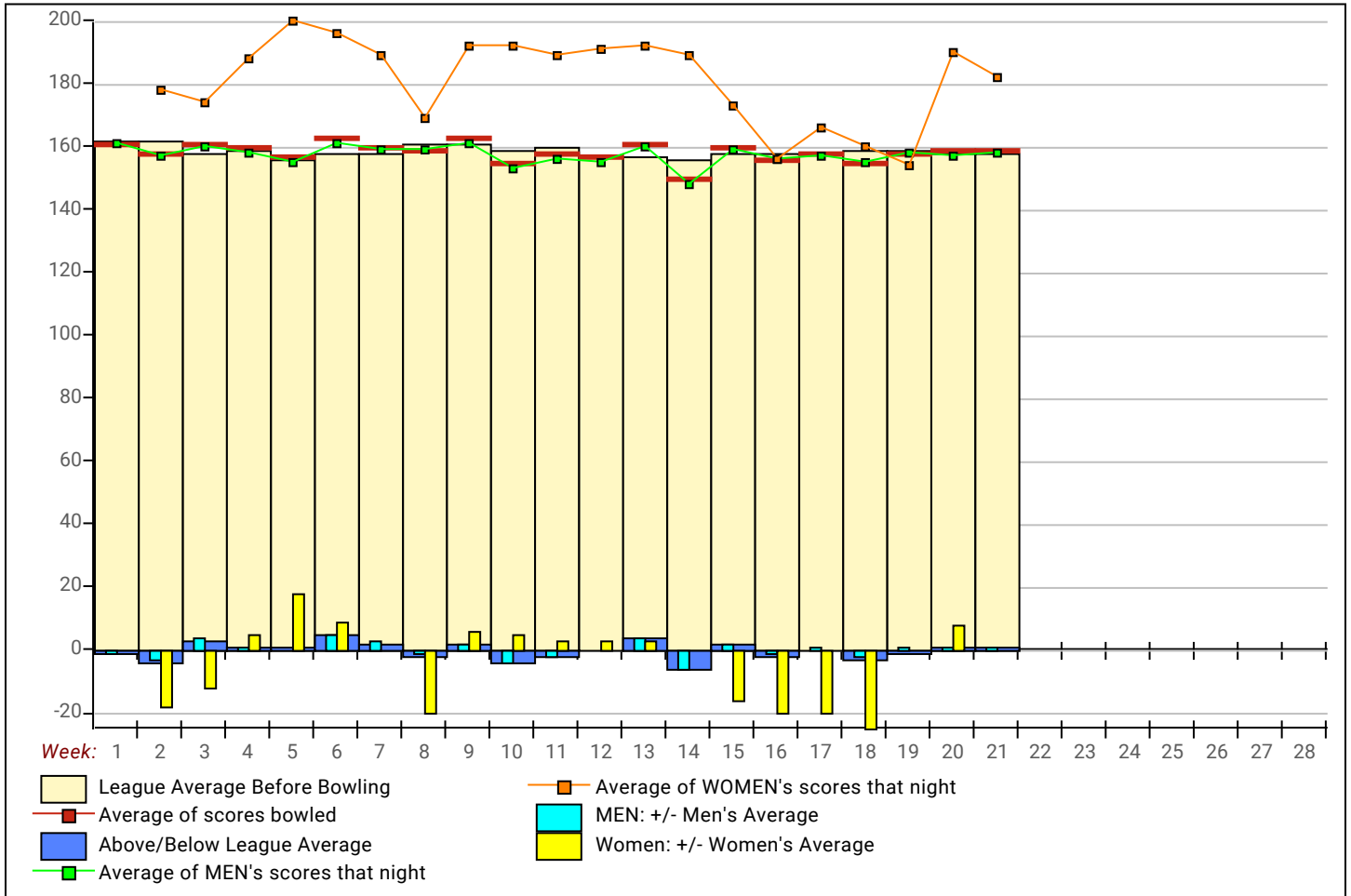
| Book | Avg | Name | Avg HDCP | Pins | Gms | Points Won | -1- | -2- | -3- | Total | HDCP Total | High Game | HDCP Game | High Sers | HDCP Sers | Pins + HDCP | |
|---|-----|------------------|----------|------|-------|------------|------|------------|------------|------------|------------|------------|-----------|-----------|-----------|-------------|-------|
| 3 - The Pandemic Avg=728 | | | | | | | | | | | | | | | | | |
| 166 | | Chris Jones | 162 | 61 | 10242 | 63 | 43.0 | 149 | 128 | 177 | 454 | 634 | 229 | 281 | 578 | 751 | 13875 |
| 182 | | Autumn Meredith | 181 | 44 | 10872 | 60 | 31.5 | 177 | 159 | 205 | 541 | 673 | 243 | 297 | 655 | 780 | 13440 |
| 203 | | Lauren Douglas | 183 | 42 | 11534 | 63 | 41.5 | 172 | 177 | 200 | 549 | 675 | 257 | 284 | 662 | 770 | 13694 |
| 196 | | Alex Dundon | 202 | 25 | 12752 | 63 | 53.0 | 200 | 203 | 193 | 596 | 671 | 277 | 307 | 677 | 755 | 14381 |
| 181 | | Amanda Green | bk181 | 44 | 531 | 3 | 4.0 | | | | 0 | 0 | 189 | | 531 | | 663 |
| 163 | | Umang Patel | bk163 | 60 | 0 | 0 | | | | | 0 | 0 | 0 | | 0 | | 0 |
| 183 | | Bryant Hornsby | bk183 | 42 | 0 | 0 | | | | | 0 | 0 | 0 | | 0 | | 0 |
| 4 - Straight Hookin' Avg=535 | | | | | | | | | | | | | | | | | |
| 145 | | Billy Fisher | 146 | 75 | 8816 | 60 | 45.5 | 118 | 113 | 177 | 408 | 630 | 214 | 292 | 507 | 738 | 13418 |
| ___ | | Shelton Boland | 98 | 118 | 1480 | 15 | 6.5 | 98 | 93 | 113 | 304 | 658 | 120 | 234 | 318 | 666 | 3214 |
| 151 | | Brad Boland | 138 | 82 | 7462 | 54 | 31.5 | | | | 0 | 0 | 210 | 281 | 472 | 706 | 12499 |
| 164 | | Hunter Jones | 153 | 69 | 8776 | 57 | 34.0 | 129 | 137 | 140 | 406 | 607 | 232 | 302 | 559 | 787 | 13381 |
| 150 | | Pat Boland | 148 | 73 | 8491 | 57 | 35.0 | 177 | 197 | 154 | 528 | 750 | 209 | 284 | 528 | 750 | 13534 |
| 5 - Ballbarians Avg=578 | | | | | | | | | | | | | | | | | |
| 125 | | Billy Riley | 137 | 83 | 7004 | 51 | 40.5 | 107 | 164 | 141 | 412 | 661 | 188 | 282 | 464 | 746 | 11285 |
| ___ | | Josh Triola | 149 | 72 | 4933 | 33 | 20.0 | 134 | 134 | 183 | 451 | 667 | 220 | 292 | 503 | 719 | 7339 |
| 134 | | Bill Riley | 140 | 81 | 8850 | 63 | 36.5 | 175 | 133 | 150 | 458 | 701 | 209 | 285 | 522 | 768 | 13818 |
| ___ | | Chris Vernon | 152 | 70 | 5943 | 39 | 25.0 | | | | 0 | 0 | 209 | 279 | 538 | 735 | 10506 |
| 147 | | Sangy Steelman | 154 | 68 | 8350 | 54 | 38.0 | 217 | 177 | 165 | 559 | 769 | 217 | 287 | 559 | 769 | 12886 |
| 145 | | Eddie Kovacik | bk145 | 76 | 0 | 0 | | | | | 0 | 0 | 0 | | 0 | | 0 |
| ___ | | Keith Chasteen | bk98 | 118 | 0 | 0 | | | | | 0 | 0 | 0 | | 0 | | 0 |
| 6 - Scared Splitless Avg=612 | | | | | | | | | | | | | | | | | |
| 139 | | Vince Carpri | 146 | 75 | 7889 | 54 | 30.5 | 154 | 155 | 159 | 468 | 696 | 212 | 288 | 520 | 745 | 11975 |
| 156 | | Stevie Robertson | 151 | 71 | 7707 | 51 | 33.5 | 122 | 169 | 171 | 462 | 678 | 229 | 312 | 541 | 790 | 11394 |
| 153 | | Gerald Burnett | 153 | 69 | 8721 | 57 | 38.0 | 164 | 183 | 149 | 496 | 706 | 210 | 282 | 511 | 742 | 12765 |
| 165 | | Ross Carpri | 162 | 61 | 8298 | 51 | 38.0 | 170 | 198 | 169 | 537 | 723 | 213 | 275 | 537 | 723 | 11418 |
| 184 | | Andrew Robertson | 174 | 50 | 6267 | 36 | 17.0 | | | | 0 | 0 | 215 | 262 | 586 | 742 | 8607 |
| 7 - The Bowling Stones - 1 Avg=543 | | | | | | | | | | | | | | | | | |
| ___ | | Andrew Brown | 108 | 109 | 1621 | 15 | 13.0 | | | | 0 | 0 | 150 | 264 | 377 | 719 | 3394 |
| 123 | | David Burnum | 128 | 91 | 1415 | 11 | 9.0 | 92 | 106 | 105 | 303 | 573 | 179 | 275 | 445 | 733 | 2662 |
| 150 | | Wes Ezzell | 155 | 67 | 6516 | 42 | 29.0 | 152 | 164 | 186 | 502 | 706 | 215 | 287 | 549 | 771 | 11382 |
| 150 | | Jimmy Brown | 152 | 70 | 9153 | 60 | 44.5 | | | | 0 | 0 | 203 | 275 | 567 | 783 | 13467 |
| 167 | | Buddy Jessup | 168 | 55 | 8101 | 48 | 26.5 | 172 | 132 | 147 | 451 | 613 | 225 | 275 | 598 | 760 | 11911 |
| 174 | | Michael Giardina | 170 | 54 | 10228 | 60 | 41.0 | 166 | 222 | 184 | 572 | 734 | 236 | 288 | 572 | 734 | 13315 |
| 8 - Spare Me Avg=468 | | | | | | | | | | | | | | | | | |
| ___ | | Evan Knight | 96 | 120 | 290 | 3 | | | | | 0 | 0 | 107 | | 290 | | 650 |
| 125 | | Jonathan Hand | 127 | 92 | 6522 | 51 | 29.0 | 161 | 108 | 121 | 390 | 666 | 195 | 289 | 446 | 725 | 12480 |
| ___ | | Parker Knight | 126 | 93 | 1892 | 15 | 11.0 | 146 | 105 | 101 | 352 | 625 | 161 | 253 | 430 | 706 | 3233 |
| ___ | | Greg Peterson | 119 | 99 | 5743 | 48 | 27.5 | a109 | a109 | a109 | 327 | 624 | 166 | 265 | 448 | 745 | 11860 |
| 131 | | Terry Knight | 135 | 85 | 7725 | 57 | 28.0 | 134 | 134 | 123 | 391 | 646 | 204 | 288 | 466 | 718 | 13158 |
| ___ | | Mike Vice | 125 | 94 | 6753 | 54 | 29.0 | | | | 0 | 0 | 173 | 268 | 443 | 728 | 13098 |
| ___ | | Will Gurner | 152 | 70 | 456 | 3 | 1.0 | | | | 0 | 0 | 185 | | 456 | | 666 |
| 9 - Conspiracy Theory Avg=758 | | | | | | | | | | | | | | | | | |
| 180 | | Donnie Shunnarah | 165 | 58 | 6462 | 39 | 29.0 | 180 | 140 | 142 | 462 | 633 | 246 | 305 | 583 | 743 | 9177 |
| 194 | | Joey Stamba | 185 | 40 | 8911 | 48 | 31.5 | 182 | 155 | 204 | 541 | 658 | 246 | 278 | 603 | 723 | 10741 |
| 195 | | Kurt Dinga | 189 | 36 | 11957 | 63 | 43.0 | 211 | 189 | 155 | 555 | 663 | 245 | 281 | 660 | 765 | 14120 |
| 215 | | Mike Dixon | 219 | 9 | 11178 | 51 | 39.0 | 230 | 199 | 226 | 655 | 682 | 300 | 311 | 768 | 819 | 11907 |
| 179 | | Mike Karam | 174 | 50 | 3133 | 18 | 8.5 | | | | 0 | 0 | 217 | 262 | 584 | 719 | 3925 |
| 204 | | John Young | 211 | 17 | 5711 | 27 | 22.0 | | | | 0 | 0 | 274 | 295 | 752 | 815 | 6218 |
| 151 | | Melanie Keener | bk151 | 71 | 428 | 3 | 3.0 | | | | 0 | 0 | 150 | | 428 | | 641 |

| Book | Avg | Name | Avg | HDCP | Pins | Gms | Points Won | -1- | -2- | -3- | Total | HDCP Total | High Game | HDCP Game | High Sers | HDCP Sers | Pins + HDCP |
|---|-----|-----------------|-------|------|------|-----|------------|------------|------------|------------|-------|------------|-----------|-----------|-----------|-----------|-------------|
| 10 - Split Happens Avg=511 | | | | | | | | | | | | | | | | | |
| 123 | | Charlie Lorino | bk123 | 96 | 0 | 0 | | | | | 0 | 0 | 0 | | 0 | | 1254 |
| 120 | | Sam Lorino | 125 | 94 | 7927 | 63 | 51.5 | 182 | 132 | 130 | 444 | 729 | 182 | 277 | 475 | 748 | 13816 |
| 127 | | Paul Lorino | 129 | 90 | 8152 | 63 | 44.0 | 99 | 149 | 122 | 370 | 640 | 174 | 266 | 443 | 716 | 13912 |
| 132 | | Bobby Lorino | 134 | 86 | 6868 | 51 | 40.0 | 174 | 167 | 147 | 488 | 752 | 177 | 265 | 488 | 752 | 12016 |
| 142 | | Brian Lorino | 145 | 76 | 8730 | 60 | 48.0 | 197 | 147 | 201 | 545 | 779 | 201 | 279 | 545 | 779 | 14034 |
| — | | Pat Martin | 0 | 0 | 0 | 0 | | | | | 0 | 0 | 0 | | 0 | | 544 |
| 11 - Pocket Pounders - 1 Avg=658 | | | | | | | | | | | | | | | | | |
| 159 | | Jacob Brown | 156 | 66 | 7022 | 45 | 33.0 | | | | 0 | 0 | 212 | 281 | 580 | 796 | 10841 |
| 151 | | Mark Gray | 160 | 63 | 6270 | 39 | 27.5 | 146 | 173 | 168 | 487 | 676 | 217 | 288 | 588 | 801 | 8601 |
| 190 | | Frankie Portera | 183 | 42 | 6255 | 34 | 27.0 | | | | 0 | 0 | 258 | 308 | 648 | 798 | 8058 |
| 150 | | Jeff Brown | 159 | 63 | 5726 | 36 | 25.0 | | | | 0 | 0 | 232 | 304 | 580 | 796 | 8003 |
| 162 | | Mike Portera | 159 | 63 | 4316 | 27 | 23.5 | 172 | 166 | 142 | 480 | 669 | 219 | 282 | 539 | 710 | 5969 |
| 155 | | Chris Mitchell | 161 | 62 | 4358 | 27 | 16.0 | 121 | 123 | 164 | 408 | 585 | 216 | 283 | 570 | 726 | 5927 |
| 170 | | Tony Carpri | 168 | 55 | 6056 | 36 | 31.0 | 182 | 206 | 180 | 568 | 739 | 223 | 285 | 585 | 771 | 8873 |
| 12 - BYE Avg=0 | | | | | | | | | | | | | | | | | |

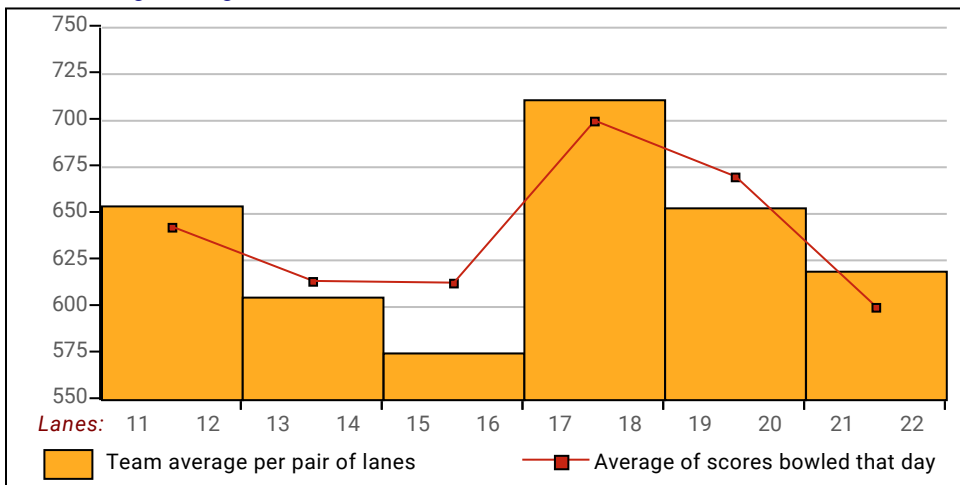
High match Points: All Members of This League

| Name | Points Won | Points Lost | Name | Points Won | Points Lost |
|------------------|------------|-------------|------------------|------------|-------------|
| Alex Dundon | 53.0 | 31.0 | Jonathan Hand | 29.0 | 39.0 |
| Sam Lorino | 51.5 | 32.5 | Terry Knight | 28.0 | 48.0 |
| Keith Nance | 50.5 | 33.5 | Mark Gray | 27.5 | 24.5 |
| Ryan Nance | 48.0 | 36.0 | Greg Peterson | 27.5 | 36.5 |
| Brian Lorino | 48.0 | 32.0 | Frankie Portera | 27.0 | 19.0 |
| Billy Fisher | 45.5 | 34.5 | Buddy Jessup | 26.5 | 37.5 |
| John Bachofer | 44.5 | 35.5 | Jeff Brown | 25.0 | 23.0 |
| Jimmy Brown | 44.5 | 35.5 | Chris Vernon | 25.0 | 27.0 |
| Paul Lorino | 44.0 | 40.0 | Mike Portera | 23.5 | 12.5 |
| Kurt Dinga | 43.0 | 41.0 | John Young | 22.0 | 14.0 |
| Brian Robinson | 43.0 | 37.0 | Josh Triola | 20.0 | 24.0 |
| Chris Jones | 43.0 | 41.0 | Jason Lee | 17.5 | 18.5 |
| Lauren Douglas | 41.5 | 42.5 | Andrew Robertson | 17.0 | 31.0 |
| Michael Giardina | 41.0 | 39.0 | Chris Mitchell | 16.0 | 20.0 |
| Billy Riley | 40.5 | 27.5 | Andrew Williams | 14.0 | 10.0 |
| Bobby Lorino | 40.0 | 28.0 | Joe Williams | 13.0 | 7.0 |
| Mike Dixon | 39.0 | 29.0 | Andrew Brown | 13.0 | 7.0 |
| Ross Carpri | 38.0 | 30.0 | Ryan Knerr | 12.0 | 28.0 |
| Sangy Steelman | 38.0 | 34.0 | Kenny Lee | 11.0 | 13.0 |
| Gerald Burnett | 38.0 | 38.0 | Parker Knight | 11.0 | 9.0 |
| Bill Riley | 36.5 | 47.5 | David Burnum | 9.0 | 6.0 |
| Pat Boland | 35.0 | 41.0 | Mike Karam | 8.5 | 15.5 |
| Hunter Jones | 34.0 | 42.0 | Shelton Boland | 6.5 | 13.5 |
| Stevie Robertson | 33.5 | 34.5 | Ben Watson | 4.0 | 4.0 |
| Jacob Brown | 33.0 | 27.0 | Amanda Green | 4.0 | |
| Jim Oswald | 33.0 | 35.0 | Melanie Keener | 3.0 | 1.0 |
| Chad Eron | 33.0 | 27.0 | Will Gurner | 1.0 | 3.0 |
| Brad Boland | 31.5 | 40.5 | Bryant Hornsby | | |
| Joey Stamba | 31.5 | 32.5 | Keith Chasteen | | |
| Autumn Meredith | 31.5 | 48.5 | Umang Patel | | |
| Tony Carpri | 31.0 | 17.0 | Eddie Kovacic | | |
| Vince Carpri | 30.5 | 41.5 | Travis Diggs | | |
| Russell Jordan | 29.5 | 22.5 | Charlie Lorino | | |
| Donnie Shunnarah | 29.0 | 23.0 | Pat Martin | | |
| Mike Vice | 29.0 | 43.0 | Evan Knight | | 4.0 |
| Wes Ezzell | 29.0 | 27.0 | | | |

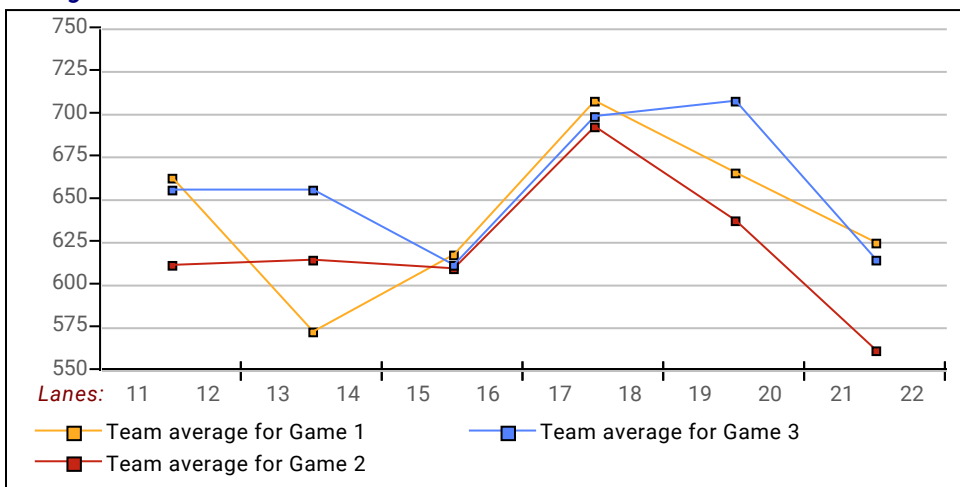
League Average Week-by-Week



Team Average vs Avg of Scores



Average of Scores for Each Game



Amount Over/Under Team Average

