# Premier Living Invitational 2019-2020



Wednesday 7:15 pm

## Vestavia Bowl

Lanes 7 - 20

USBC Certification:

## Lane Assignments

| | 7-8 | 9-10 | 11-12 | 13-14 | 15-16 | 17-18 | 19-20 |
|---|---|---|---|---|---|---|---|
| Wk22 02/19 | 4- 7 | 9-11 | 1- 5 | 8- 3 | 13-12 | 6-10 | 2-14 |
| Wk23 02/26 | 14- 6 | 2- 5 | 12- 3 | 1- 7 | 8-10 | 13-11 | 4- 9 |

## Team Standings

| Place | # | Team Name | Points Won | Points Lost | Year-To-Date WON | Scratch Pins | Pins + HDCP | High Sers | HDCP Sers | High Game | HDCP Game |
|---|---|---|---|---|---|---|---|---|---|---|---|
| 1 | 10 | Conspiracy Theory | 124 | 51 | 303½ | 48010 | 57310 | 2429 | 2890 | 927 | 1070 |
| 2 | 8 | Kiss My Average | 108½ | 66½ | 298½ | 40247 | 56666 | 2037 | 2859 | 790 | 1064 |
| 3 | 7 | *Lords of Pinterfell | 96½ | 78½ | 326½ | 46336 | 57412 | 2443 | 2941 | 831 | 1008 |
| 4 | 4 | Straight Hookin' | 94½ | 80½ | 263 | 38184 | 55881 | 2041 | 2890 | 713 | 992 |
| 5 | 6 | The Bowling Stones | 92 | 83 | 270½ | 39057 | 55974 | 2246 | 2972 | 821 | 1063 |
| 6 | 2 | Pocket Pounders | 88½ | 86½ | 265 | 40947 | 56430 | 2286 | 2934 | 771 | 1014 |
| 7 | 12 | Bowl Movements | 85½ | 89½ | 227 | 40243 | 55452 | 2282 | 2885 | 846 | 1047 |
| 8 | 3 | Ballbarians | 83 | 92 | 253½ | 33682 | 56257 | 1809 | 2859 | 650 | 997 |
| 9 | 14 | Tomorrow's Hangover | 82½ | 92½ | 235 | 37252 | 55972 | 1959 | 2844 | 726 | 1021 |
| 10 | 13 | **Game of Throwns | 80½ | 94½ | 278 | 37105 | 55572 | 1950 | 2799 | 732 | 1026 |
| 11 | 1 | The Filling Station | 78 | 97 | 237 | 32320 | 55561 | 1698 | 2790 | 625 | 991 |
| 12 | 9 | Spare Change | 75 | 100 | 249 | 34579 | 54970 | 1816 | 2802 | 652 | 976 |
| 13 | 5 | Pin & Juice | 73 | 102 | 267½ | 42314 | 56228 | 2173 | 2886 | 786 | 1016 |
| 14 | 11 | On the Way Now | 58½ | 100½ | 196 | 27606 | 52263 | 1558 | 2785 | 577 | 984 |

### Review of Last Week's Bowling.....

| Lanes | Team Name | HDCP -1- | HDCP -2- | HDCP -3- | HDCP Total | Last Wk WON | | Team Name | HDCP -1- | HDCP -2- | HDCP -3- | HDCP Total | Last Wk WON |
|---|---|---|---|---|---|---|---|---|---|---|---|---|---|
| 7-8 | Pocket Pounders | 843 | **980** | 872 | **2695** | 13 | <---> | Bowl Movements | **896** | 898 | **893** | 2687 | 12 |
| 9-10 | Tomorrow's Hangover | 889 | 837 | **901** | 2627 | 7 | <---> | Ballbarians | **997** | **922** | 862 | **2781** | 18 |
| 11-12 | Kiss My Average | **933** | 884 | 853 | **2670** | 13 | <---> | The Bowling Stones | 861 | **899** | **897** | 2657 | 12 |
| 13-14 | Conspiracy Theory | **877** | **897** | **925** | **2699** | 22 | <---> | Straight Hookin' | 848 | 861 | 800 | 2509 | 3 |
| 15-16 | On the Way Now | 847 | 864 | 831 | 2542 | 2 | <---> | The Filling Station | **991** | **890** | **867** | **2748** | 23 |
| 17-18 | *Lords of Pinterfell | 834 | 866 | **913** | 2613 | 11 | <---> | Spare Change | **896** | **885** | 905 | **2686** | 14 |
| 19-20 | Pin & Juice | 841 | 842 | 863 | 2546 | 7 | <---> | **Game of Throwns | **850** | **868** | **881** | **2599** | 18 |

## Last Week's Top Scores

| | | | | | | |
|---|---|---|---|---|---|---|
| Scratch Game | 800 | Conspiracy Theory | 770 | Pocket Pounders | 754 | *Lords of Pinterfell |
| | 702 | Kiss My Average | 655 | Pin & Juice | 650 | Ballbarians |
| Scratch Series | 2324 | Conspiracy Theory | 2136 | *Lords of Pinterfell | 2065 | Pocket Pounders |
| | 1977 | Kiss My Average | 1922 | Pin & Juice | 1901 | The Bowling Stones |
| Handicap Game | 997 | Ballbarians | 991 | The Filling Station | 980 | Pocket Pounders |
| | 933 | Kiss My Average | 925 | Conspiracy Theory | 913 | *Lords of Pinterfell |
| Handicap Series | 2781 | Ballbarians | 2748 | The Filling Station | 2699 | Conspiracy Theory |
| | 2695 | Pocket Pounders | 2687 | Bowl Movements | 2686 | Spare Change |
| Scratch Game | 252 | Frankie Portera | 237 | John Young | 229 | Aaron Travis |
| | 216 | Stevie Robertson | 213 | Kurt Dinga | 211 | Andrew Robertson |
| | | | | | 211 | Chris Jones |
| Scratch Series | 622 | John Young | 601 | Chris Jones | 597 | Kurt Dinga |
| | 577 | Frankie Portera | 570 | Wally Franklin | 568 | Aaron Travis |
| Handicap Game | 286 | Frankie Portera | 282 | Stevie Robertson | 279 | Billy Riley |
| | 270 | Charlie Lorino | 269 | Chris Jones | 268 | Aaron Travis |
| Handicap Series | 775 | Chris Jones | 735 | Billy Riley | 714 | Buddy Jessup |
| | 711 | Brian Lorino | 710 | Tony Carpri | 708 | Sangy Steelman |

## Season High Scores

| Team Scratch Game | | Team Scratch Series | | Team Handicap Game | | Team Handicap Series | |
|---|---|---|---|---|---|---|---|
| 927 | Conspiracy Theory | 2443 | *Lords of Pinterfell | 1070 | Conspiracy Theory | 2972 | The Bowling Stone |
| 846 | Bowl Movements | 2429 | Conspiracy Theory | 1064 | Kiss My Average | 2941 | *Lords of Pinterfell |
| 831 | *Lords of Pinterfell | 2286 | Pocket Pounders | 1063 | The Bowling Stones | 2934 | Pocket Pounders |



BLS-2020/AS 32.02.09 licensed to Angela Nance - Vestavia Bowl

| Team Scratch Game | | Team Scratch Series | | Team Handicap Game | | Team Handicap Series | |
|---|---|---|---|---|---|---|---|
| 821 | The Bowling Stones | 2282 | Bowl Movements | 1047 | Bowl Movements | 2890 | Straight Hookin' |
| 790 | Kiss My Average | 2246 | The Bowling Stones | 1026 | **Game of Throwns | 2890 | Conspiracy Theory |
| 786 | Pin & Juice | 2173 | Pin & Juice | 1021 | Tomorrow's Hangover | 2886 | Pin & Juice |
| 771 | Pocket Pounders | 2041 | Straight Hookin' | 1016 | Pin & Juice | 2885 | Bowl Movements |
| 732 | **Game of Throwns | 2037 | Kiss My Average | 1014 | Pocket Pounders | 2859 | Ballbarians |
| | | | | | | 2859 | Kiss My Average |

| Scratch Game | | Scratch Series | | Handicap Game | | Handicap Series | |
|---|---|---|---|---|---|---|---|
| 295 | Kenny Lee | 726 | Joey Stamba | 335 | Kenny Lee | 832 | Mike Portera |
| 289 | Andrew Robertson | 702 | Frankie Portera | 334 | Andrew Robertson | 820 | Brad Boland |
| 269 | Donnie Shunnarah | 694 | Kenny Lee | 322 | Michael Giardina | 817 | Donnie Shunnarah |
| 268 | Kurt Dinga | 687 | Kurt Dinga | 320 | Hunter Jones | 812 | Andrew Robertson |
| 268 | Joey Stamba | 679 | Alex Dundon | 316 | Donnie Shunnarah | 810 | Frankie Portera |
| 267 | Michael Giardina | 677 | Andrew Robertson | 312 | Billy Fisher | 808 | Kenny Lee |
| 267 | Alex Dundon | 676 | Donnie Shunnarah | 312 | Jimmy Brown | 808 | Chris Jones |
| 265 | Hunter Jones | 669 | Luke Wachter | 302 | Kurt Dinga | 804 | Jason Chiarella |
| | | | | 302 | John Bachofer | | |

## Most Improved Average

| | | | | | | | | | | | |
|---|---|---|---|---|---|---|---|---|---|---|---|
| 166 | to | 184.43 | = | +18.43 | Wally Franklin | 180 | to | 192.29 | = | +12.29 | Frankie Portera |
| 157 | to | 167.27 | = | +10.27 | Chris Jones | 105 | to | 114.25 | = | +9.25 | Jermaine Goldsmith |

## Most Un-Improved Averages

| | | | | | | | | | | | |
|---|---|---|---|---|---|---|---|---|---|---|---|
| 168 | to | 149.07 | = | -18.93 | Kevin Muncher | 145 | to | 133.03 | = | -11.97 | Terry Knight |
| 125 | to | 113.73 | = | -11.27 | Brett Brooks | 159 | to | 147.84 | = | -11.16 | Chris Hershey |

## Individual High Averages

| | | | | | | | | | |
|---|---|---|---|---|---|---|---|---|---|
| 198.19 | Joey Stamba | 196.83 | Alex Dundon | 195.27 | Kurt Dinga | 192.29 | Frankie Portera | 191.42 | Kenny Lee |
| 186.39 | Aaron Travis | 185.67 | Andrew Robertson | 184.43 | Wally Franklin | 183.89 | Luke Wachter | 183.32 | Donnie Shunnarah |

## High Individual Match Points

| | | | | | | | | | |
|---|---|---|---|---|---|---|---|---|---|
| 56 | Wally Franklin | 51 | Billy Fisher | 50.5 | Kurt Dinga | 48.5 | Gerald Burnett | 48 | Jeff Brown |

## Team Rosters

| Name | Avg | HDCP | Pins | Gms | Points Won | Points Lost | -1- | -2- | -3- | Total | High Game | High Sers | HDCP Game | HDCP Sers |
|---|---|---|---|---|---|---|---|---|---|---|---|---|---|---|
| **1 - The Filling Station** | | | | | | | | | | | | | | |
| Charlie Lorino | 122 | 97 | 6606 | 54 | 35.5 | 36.5 | **172** | 110 | **129** | 411 | 172 | 422 | 270 | 719 |
| Paul Lorino | 124 | 95 | 5998 | 48 | 25.0 | 39.0 | | | | 0 | 160 | 429 | 255 | 720 |
| Sam Lorino | 120 | 99 | 5416 | 45 | 29.5 | 30.5 | **140** | **145** | **92** | 377 | 152 | 422 | 253 | 734 |
| Bobby Lorino | 132 | 88 | 6776 | 51 | 29.0 | 39.0 | **146** | **132** | 116 | 394 | 204 | 484 | 292 | 748 |
| Brian Lorino | 141 | 80 | 7197 | 51 | 35.0 | 33.0 | **167** | **137** | **164** | 468 | 183 | 468 | 263 | 714 |
| **2 - Pocket Pounders** | | | | | | | | | | | | | | |
| David Higgins | 116 | 102 | 3855 | 33 | 24.5 | 19.5 | | | | 0 | 159 | 415 | 259 | 718 |
| Mark Gray | 155 | 67 | 6985 | 45 | 27.0 | 33.0 | 151 | 148 | **163** | 462 | 200 | 497 | 267 | 701 |
| Chris Mitchell | 153 | 69 | 4606 | 30 | 15.0 | 25.0 | | | | 0 | 213 | 540 | 268 | 747 |
| Mike Portera | 166 | 57 | 7509 | 45 | 31.0 | 29.0 | **162** | **170** | 143 | 475 | 234 | 637 | 299 | 832 |
| Tony Carpri | 171 | 53 | 7222 | 42 | 28.0 | 28.0 | 172 | **200** | **179** | 551 | 248 | 612 | 278 | 780 |
| Frankie Portera | 192 | 34 | 9807 | 51 | 35.5 | 32.5 | 148 | **252** | 177 | 577 | 252 | 702 | 286 | 810 |
| **3 - Ballbarians** | | | | | | | | | | | | | | |
| Billy Riley | 122 | 97 | 7691 | 63 | 31.5 | 52.5 | **180** | **130** | **128** | 438 | 180 | 438 | 279 | 735 |
| Bill Riley | 129 | 90 | 7016 | 54 | 39.0 | 33.0 | **159** | 138 | 121 | 418 | 167 | 458 | 262 | 755 |
| Tyler Ray | 0 | 0 | 0 | 0 | | | | | | 0 | 0 | 0 | | |
| Keith Chasteen | 98 | 118 | 295 | 3 | 1.0 | 3.0 | | | | 0 | 106 | 295 | | |
| Sangy Steelman | 141 | 80 | 8911 | 63 | 47.5 | 36.5 | **167** | **165** | **133** | 465 | 180 | 490 | 263 | 751 |
| Eddie Kovacik | 144 | 77 | 8668 | 60 | 42.5 | 37.5 | 144 | **142** | 133 | 419 | 194 | 536 | 275 | 770 |
| **4 - Straight Hookin'** | | | | | | | | | | | | | | |
| Billy Fisher | 145 | 76 | 9178 | 63 | 51.0 | 33.0 | 104 | 124 | 113 | 341 | 230 | 497 | 312 | 735 |
| Brad Boland | 146 | 75 | 7925 | 54 | 39.0 | 33.0 | **160** | **150** | 132 | 442 | 220 | 592 | 296 | 820 |
| Chris Vernon | 152 | 70 | 1370 | 9 | 6.0 | 6.0 | | | | 0 | 174 | 472 | 240 | 670 |
| Hunter Jones | 164 | 59 | 9852 | 60 | 42.0 | 38.0 | 165 | 168 | 136 | 469 | 265 | 619 | 320 | 796 |
| Pat Boland | 149 | 72 | 8542 | 57 | 28.0 | 48.0 | a139 | a139 | a139 | 417 | 208 | 533 | 276 | 737 |



BLS-2020/AS 32.02.09 licensed to Angela Nance - Vestavia Bowl

| Name | Avg | HDCP | Pins | Gms | Points Won | Points Lost | -1- | -2- | -3- | Total | High Game | High Sers | HDCP Game | HDCP Sers |
|---|---|---|---|---|---|---|---|---|---|---|---|---|---|---|
| **5 - Pin & Juice** | | | | | | | | | | | | | | |
| Brett Brooks | 113 | 105 | 1706 | 15 | 8.0 | 12.0 | | | | 0 | 156 | 367 | 263 | 687 |
| Brandon Young | 148 | 73 | 8440 | 57 | 42.0 | 34.0 | **182** | 119 | **159** | 460 | 221 | 519 | 297 | 747 |
| Umang Patel | 161 | 62 | 8707 | 54 | 33.0 | 39.0 | 111 | 157 | 129 | 397 | 216 | 565 | 276 | 745 |
| Alex Dundon | 196 | 30 | 12400 | 63 | 43.5 | 40.5 | 158 | **176** | 193 | 527 | 267 | 679 | 292 | 760 |
| Bryant Hornsby | 181 | 44 | 9231 | 51 | 33.0 | 35.0 | **182** | 182 | **174** | 538 | 234 | 649 | 283 | 796 |
| Alfredo Williams | 0 | 0 | 0 | 0 | | | | | | 0 | 0 | 0 | | |
| Joey Carrigan | 0 | 0 | 0 | 0 | | | | | | 0 | 0 | 0 | | |
| **6 - The Bowling Stones** | | | | | | | | | | | | | | |
| David Burnum | 119 | 99 | 3238 | 27 | 19.5 | 16.5 | | | | 0 | 169 | 407 | 269 | 713 |
| Wes Ezzell | 149 | 72 | 8952 | 60 | 41.5 | 38.5 | 122 | **169** | 150 | 441 | 213 | 525 | 284 | 741 |
| Jimmy Brown | 152 | 70 | 9139 | 60 | 43.0 | 37.0 | 166 | 108 | **125** | 399 | 243 | 568 | 312 | 775 |
| Buddy Jessup | 167 | 56 | 7027 | 42 | 27.0 | 29.0 | 177 | **189** | **177** | 543 | 231 | 601 | 288 | 762 |
| Michael Giardina | 170 | 54 | 10224 | 60 | 43.5 | 36.5 | **144** | 181 | **193** | 518 | 267 | 622 | 322 | 787 |
| **7 - *Lords of Pinterfell** | | | | | | | | | | | | | | |
| John Bachofer | 177 | 47 | 10665 | 60 | 43.0 | 37.0 | 141 | 159 | 156 | 456 | 256 | 628 | 302 | 769 |
| Wally Franklin | 184 | 41 | 11066 | 60 | 56.0 | 24.0 | **168** | **201** | **201** | 570 | 243 | 651 | 287 | 740 |
| Aaron Travis | 186 | 39 | 9506 | 51 | 40.0 | 28.0 | 169 | 170 | **229** | 568 | 233 | 622 | 274 | 759 |
| Kenny Lee | 191 | 35 | 10911 | 57 | 46.5 | 29.5 | ***197*** | ***177*** | **168** | 542 | 295 | 694 | 335 | 808 |
| **8 - Kiss My Average** | | | | | | | | | | | | | | |
| Vince Carpri | 136 | 84 | 6936 | 51 | 31.0 | 37.0 | | | | 0 | 173 | 451 | 261 | 718 |
| Gerald Burnett | 153 | 69 | 8748 | 57 | 48.5 | 27.5 | **156** | 151 | **173** | 480 | 188 | 522 | 258 | 726 |
| Stevie Robertson | 157 | 65 | 6594 | 42 | 29.0 | 27.0 | **216** | **144** | 124 | 484 | 216 | 527 | 282 | 739 |
| Ross Carpri | 166 | 57 | 7995 | 48 | 37.0 | 27.0 | **186** | 147 | 171 | 504 | 228 | 605 | 288 | 785 |
| Andrew Robertson | 185 | 40 | 8912 | 48 | 42.0 | 22.0 | 144 | **211** | 154 | 509 | 289 | 677 | 334 | 812 |
| **9 - Spare Change** | | | | | | | | | | | | | | |
| Ryan Benjamin | 134 | 86 | 4044 | 30 | 23.0 | 17.0 | | | | 0 | 200 | 482 | 290 | 752 |
| Tony Truitt | 118 | 100 | 3196 | 27 | 20.0 | 16.0 | | | | 0 | 145 | 378 | 244 | 708 |
| Greg Hammond | bk152 | 70 | 283 | 2 | | | | | | 0 | 149 | 283 | | |
| Chris Jones | 167 | 56 | 10538 | 63 | 43.0 | 41.0 | **211** | **181** | **209** | 601 | 241 | 613 | 301 | 808 |
| Brandon Etheridge | 144 | 77 | 1730 | 12 | 7.0 | 9.0 | 109 | 138 | 151 | 398 | 198 | 500 | 280 | 746 |
| Jonathan Hand | 122 | 97 | 1098 | 9 | 9.0 | 3.0 | **117** | **127** | 119 | 363 | 152 | 406 | 260 | 730 |
| Terry Knight | 133 | 87 | 7982 | 60 | 32.0 | 48.0 | ***144*** | ***124*** | 111 | 379 | 184 | 465 | 263 | 709 |
| **10 - Conspiracy Theory** | | | | | | | | | | | | | | |
| Donnie Shunnarah | 183 | 42 | 9716 | 53 | 32.0 | 39.0 | | | | 0 | 269 | 676 | 316 | 817 |
| Frankie Cambre | 177 | 47 | 9581 | 54 | 48.0 | 24.0 | **183** | **191** | **180** | 554 | 242 | 634 | 292 | 784 |
| Joey Stamba | 198 | 28 | 10504 | 53 | 33.0 | 38.0 | 173 | 175 | **203** | 551 | 268 | 726 | 297 | 798 |
| Kurt Dinga | 195 | 31 | 12302 | 63 | 50.5 | 33.5 | **204** | **213** | **180** | 597 | 268 | 687 | 302 | 792 |
| John Young | 207 | 20 | 4988 | 24 | 22.0 | 10.0 | **192** | **193** | **237** | 622 | 252 | 675 | 265 | 705 |
| **11 - On the Way Now** | | | | | | | | | | | | | | |
| Sam Alfano | 111 | 107 | 6598 | 59 | 37.5 | 41.5 | 124 | **110** | 110 | 344 | 156 | 406 | 272 | 733 |
| Jermaine Goldsmith | 114 | 104 | 5827 | 51 | 36.0 | 32.0 | 104 | 135 | 86 | 325 | 172 | 396 | 278 | 776 |
| Vince Marshall | 102 | 115 | 4911 | 48 | 23.0 | 41.0 | a92 | a92 | a92 | 276 | 165 | 368 | 272 | 718 |
| Tony Tudisco | 139 | 81 | 7529 | 54 | 27.5 | 44.5 | 120 | 120 | 136 | 376 | 193 | 487 | 274 | 727 |
| Stephen Lopez | 110 | 108 | 665 | 6 | 3.0 | 5.0 | | | | 0 | 135 | 377 | 196 | 570 |
| Butch Tudisco | 0 | 0 | 0 | 0 | | | | | | 0 | 0 | 0 | | |
| **12 - Bowl Movements** | | | | | | | | | | | | | | |
| Scott Farmer | 129 | 90 | 7008 | 54 | 37.0 | 35.0 | **144** | **150** | 134 | 428 | 179 | 443 | 270 | 724 |
| Kevin Muncher | 149 | 72 | 8497 | 57 | 38.0 | 38.0 | | | | 0 | 222 | 556 | 294 | 760 |
| Luke Wachter | 183 | 42 | 9930 | 54 | 38.0 | 34.0 | a173 | a173 | a173 | 519 | 246 | 669 | 282 | 777 |
| Josh Wachter | 157 | 65 | 1890 | 12 | 4.0 | 12.0 | | | | 0 | 204 | 549 | 238 | 683 |
| Jerry Chiarella | bk121 | 98 | 884 | 7 | 3.0 | 6.0 | **138** | 138 | 106 | 382 | 138 | 382 | 236 | 676 |
| Jason Chiarella | 178 | 46 | 11253 | 63 | 37.0 | 47.0 | **165** | 161 | **204** | 530 | 236 | 663 | 283 | 804 |
| **13 - **Game of Throwns** | | | | | | | | | | | | | | |
| Greg Belcher | 135 | 85 | 3252 | 24 | 18.5 | 13.5 | a125 | a125 | a125 | 375 | 198 | 464 | 286 | 728 |
| AJ Carpri | 136 | 84 | 4917 | 36 | 23.0 | 23.0 | | | | 0 | 189 | 474 | 272 | 723 |
| Anthony Troncale | 135 | 85 | 2708 | 20 | 7.0 | 17.0 | | | | 0 | 168 | 459 | 252 | 646 |
| Chris Hershey | 147 | 74 | 8427 | 57 | 34.5 | 41.5 | **137** | **148** | **159** | 444 | 207 | 535 | 277 | 734 |
| Jeff Brown | 152 | 70 | 8717 | 57 | 48.0 | 28.0 | **142** | 134 | **175** | 451 | 211 | 560 | 282 | 791 |
| Jacob Brown | 157 | 65 | 8971 | 57 | 37.0 | 39.0 | 153 | **168** | 129 | 450 | 235 | 539 | 301 | 737 |
| Wynston Gully | 0 | 0 | 0 | 0 | | | | | | 0 | 0 | 0 | | |



BLS-2020/AS 32.02.09 licensed to Angela Nance - Vestavia Bowl

| Name | Avg | HDCP | Pins | Gms | Points Won | Points Lost | -1- | -2- | -3- | Total | High Game | High Sers | HDCP Game | HDCP Sers |
|---|---|---|---|---|---|---|---|---|---|---|---|---|---|---|
| **14 - Tomorrow's Hangover** | | | | | | | | | | | | | | |
| Brian Robinson | 143 | 78 | 7763 | 54 | 33.5 | 38.5 | 131 | 137 | 148 | 416 | 223 | 523 | 295 | 763 |
| Jason Lee | 145 | 76 | 2617 | 18 | 8.0 | 16.0 | | | | 0 | 181 | 455 | 258 | 686 |
| Chad Eron | 151 | 71 | 5013 | 33 | 23.0 | 21.0 | 125 | **159** | **160** | 444 | 220 | 541 | 294 | 763 |
| Ryan Knerr | 137 | 83 | 4131 | 30 | 18.0 | 22.0 | 146 | 112 | 125 | 383 | 207 | 475 | 300 | 750 |
| Joe Williams | 142 | 79 | 3838 | 27 | 19.0 | 17.0 | | | | 0 | 187 | 470 | 267 | 722 |
| Jim Oswald | 166 | 57 | 9989 | 60 | 41.5 | 38.5 | **201** | 143 | **182** | 526 | 234 | 604 | 298 | 778 |
| Andrew Williams | 129 | 90 | 3508 | 27 | 13.0 | 23.0 | | | | 0 | 180 | 483 | 240 | 667 |

## *High match Points: All Members of This League*

### *Division 1: Enter Div Label*

| Name | Points Won | Points Lost | Name | Points Won | Points Lost | Name | Points Won | Points Lost |
|---|---|---|---|---|---|---|---|---|
| Wally Franklin | 56.0 | 24.0 | Jermaine Goldsmith | 36.0 | 32.0 | Tony Truitt | 20.0 | 16.0 |
| Billy Fisher | 51.0 | 33.0 | Frankie Portera | 35.5 | 32.5 | David Burnum | 19.5 | 16.5 |
| Kurt Dinga | 50.5 | 33.5 | Charlie Lorino | 35.5 | 36.5 | Joe Williams | 19.0 | 17.0 |
| Gerald Burnett | 48.5 | 27.5 | Brian Lorino | 35.0 | 33.0 | Greg Belcher | 18.5 | 13.5 |
| Jeff Brown | 48.0 | 28.0 | Chris Hershey | 34.5 | 41.5 | Ryan Knerr | 18.0 | 22.0 |
| Frankie Cambre | 48.0 | 24.0 | Brian Robinson | 33.5 | 38.5 | Chris Mitchell | 15.0 | 25.0 |
| Sangy Steelman | 47.5 | 36.5 | Joey Stamba | 33.0 | 38.0 | Andrew Williams | 13.0 | 23.0 |
| Kenny Lee | 46.5 | 29.5 | Bryant Hornsby | 33.0 | 35.0 | Jonathan Hand | 9.0 | 3.0 |
| Michael Giardina | 43.5 | 36.5 | Umang Patel | 33.0 | 39.0 | Brett Brooks | 8.0 | 12.0 |
| Alex Dundon | 43.5 | 40.5 | Donnie Shunnarah | 32.0 | 39.0 | Jason Lee | 8.0 | 16.0 |
| John Bachofer | 43.0 | 37.0 | Terry Knight | 32.0 | 48.0 | Anthony Troncale | 7.0 | 17.0 |
| Jimmy Brown | 43.0 | 37.0 | Billy Riley | 31.5 | 52.5 | Brandon Etheridge | 7.0 | 9.0 |
| Chris Jones | 43.0 | 41.0 | Mike Portera | 31.0 | 29.0 | Chris Vernon | 6.0 | 6.0 |
| Eddie Kovacik | 42.5 | 37.5 | Vince Carpri | 31.0 | 37.0 | Josh Wachter | 4.0 | 12.0 |
| Hunter Jones | 42.0 | 38.0 | Sam Lorino | 29.5 | 30.5 | Jerry Chiarella | 3.0 | 6.0 |
| Brandon Young | 42.0 | 34.0 | Stevie Robertson | 29.0 | 27.0 | Stephen Lopez | 3.0 | 5.0 |
| Andrew Robertson | 42.0 | 22.0 | Bobby Lorino | 29.0 | 39.0 | Keith Chasteen | 1.0 | 3.0 |
| Jim Oswald | 41.5 | 38.5 | Pat Boland | 28.0 | 48.0 | Sean Roberts | | |
| Wes Ezzell | 41.5 | 38.5 | Tony Carpri | 28.0 | 28.0 | Tyler Ray | | |
| Aaron Travis | 40.0 | 28.0 | Tony Tudisco | 27.5 | 44.5 | Alfredo Williams | | |
| Brad Boland | 39.0 | 33.0 | Mark Gray | 27.0 | 33.0 | Joey Carrigan | | |
| Bill Riley | 39.0 | 33.0 | Buddy Jessup | 27.0 | 29.0 | Butch Tudisco | | |
| Luke Wachter | 38.0 | 34.0 | Paul Lorino | 25.0 | 39.0 | Wynston Gully | | |
| Kevin Muncher | 38.0 | 38.0 | David Higgins | 24.5 | 19.5 | Ryan Kochen | | |
| Sam Alfano | 37.5 | 41.5 | Ryan Benjamin | 23.0 | 17.0 | Greg Hammond | | |
| Jacob Brown | 37.0 | 39.0 | AJ Carpri | 23.0 | 23.0 | Robert Morgan | | |
| Ross Carpri | 37.0 | 27.0 | Vince Marshall | 23.0 | 41.0 | Willie White | | |
| Jason Chiarella | 37.0 | 47.0 | Chad Eron | 23.0 | 21.0 | Keith Nance | | |
| Scott Farmer | 37.0 | 35.0 | John Young | 22.0 | 10.0 | Jeremy Woodard | | |



BLS-2020/AS 32.02.09 licensed to Angela Nance - Vestavia Bowl

## *League Average Week-by-Week*

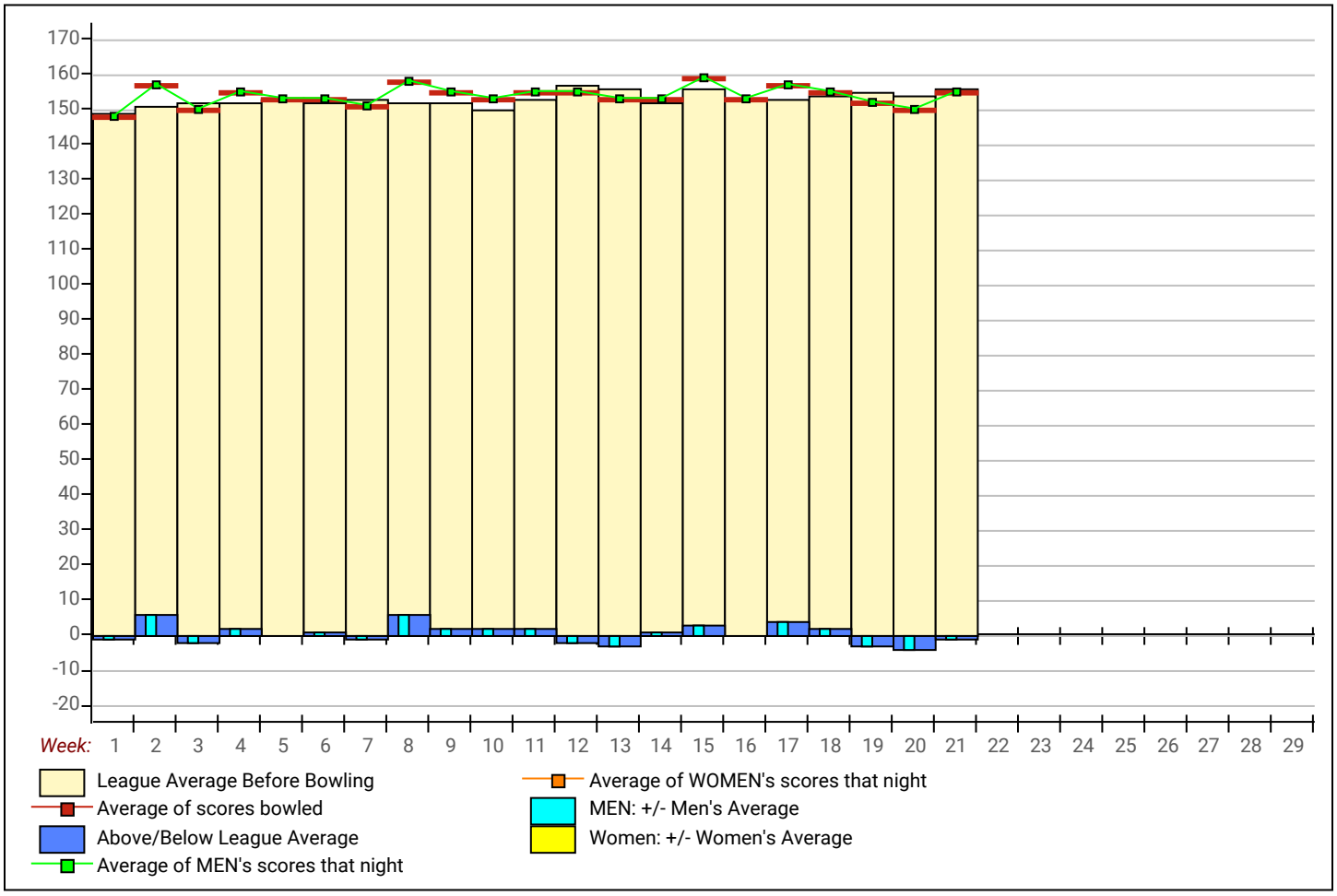




BLS-2020/AS 32.02.09 licensed to Angela Nance - Vestavia Bowl

### *Team Average vs Avg of Scores*

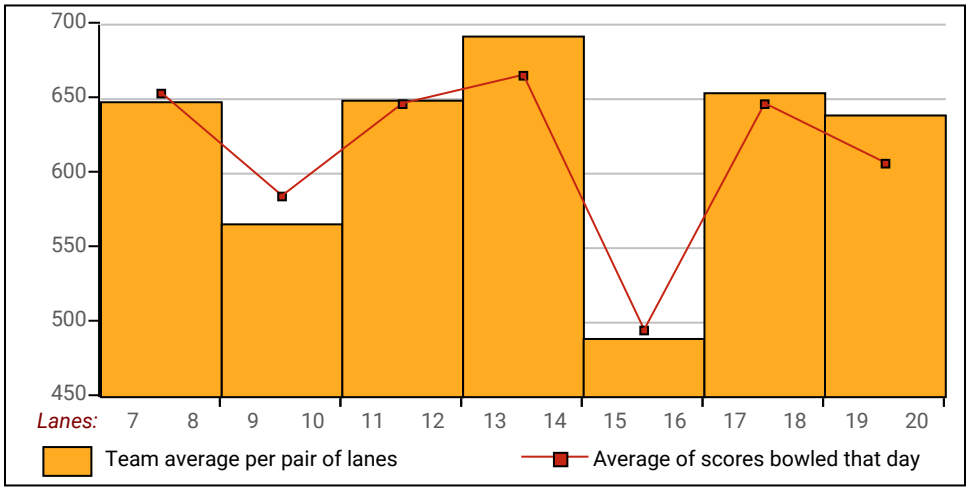


### *Average of Scores for Each Game*

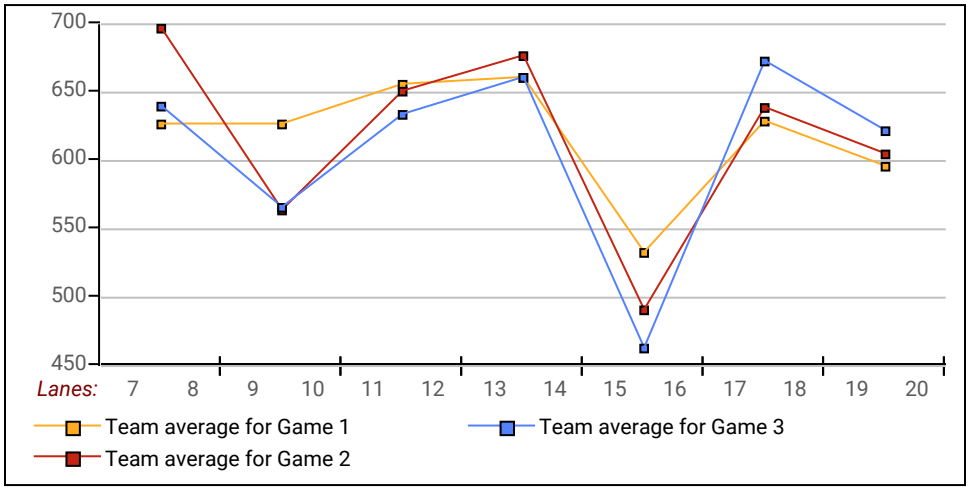


### *Amount Over/Under Team Average*

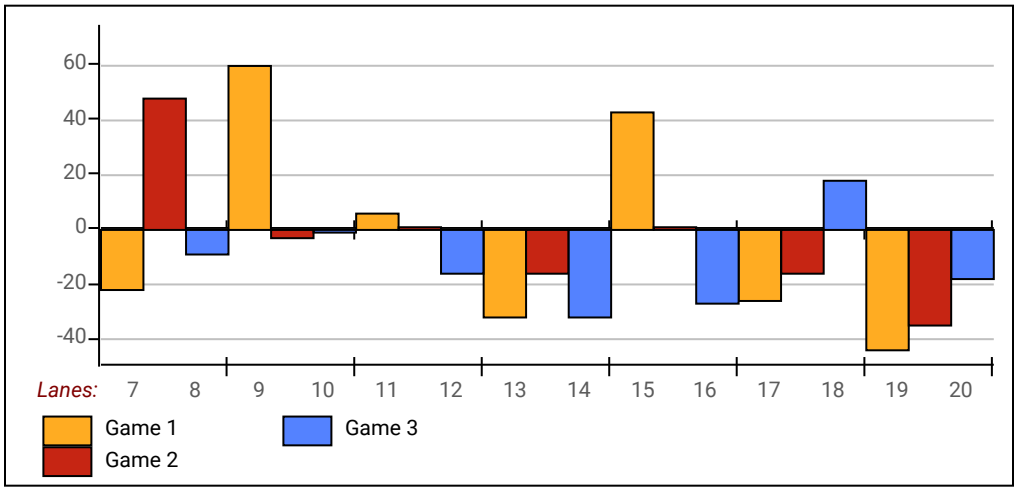




BLS-2020/AS 32.02.09 licensed to Angela Nance - Vestavia Bowl