

6:00PM START: NOVEMBER, JANUARY, MARCH  
 8:30PM START: OCTOBER, DECEMBER, FEBRUARY, APRIL

### Lane Assignments

	11-12	13-14	15-16	17-18	19-20	21-22	23-24	25-26	27-28	29-30	31-32	33-34
Wk08 10/21	- 1-	- 8-	-10-	- 5-	- 7-	-11-	- 4-	- 6-	- 2-	- 3-	- 9-	-12-
Wk09 10/28	- 6-	- 1-	- 2-	-11-	-10-	- 7-	- 3-	- 5-	- 4-	- 9-	- 8-	-12-

### Team Standings

Place	#	Team Name	Points Won	Points Lost	Scratch Pins	Pins + HDCP	High Sers	HDCP Sers	High Game	HDCP Game	Team Avg
1	7	The Bowling Stones	119½	55½	13297	18997	2115	2868	731	1009	510
2	2	Ten Pin Wizards	116½	58½	16261	19441	2426	2918	867	1031	697
3	10	Split Happens	116	59	11150	18530	1744	2809	609	964	389
4	11	Pocket Pounders	106½	68½	13833	18855	2137	2854	755	994	635
5	5	Ballbarians	98	77	12353	18806	1859	2837	658	982	589
6	3	The Pindemic	95½	79½	15616	18847	2330	2792	846	1001	742
7	9	Conspiracy Theory	90	85	16222	18931	2512	2875	854	992	750
8	1	Tomorrow's Hangover	79	96	12300	18591	1892	2825	717	1028	585
9	8	Spare Me	74½	100½	10636	18541	1675	2854	593	986	507
10	6	Scared Splitless	51½	123½	13050	18495	1965	2731	683	960	600
11	4	Straight Hookin'	48	127	11899	18214	1752	2703	651	965	535
12	12	BYE	0	0	0	0	0	0	0	0	0

### Review of Last Week's Bowling.....

Lanes	Team Name	HDCP -1-	HDCP -2-	HDCP -3-	HDCP Total	Last Wk WON	Team Name	HDCP -1-	HDCP -2-	HDCP -3-	HDCP Total	Last Wk WON
11-12	Ballbarians	885	865	902	2652	4½	<---> The Bowling Stones	895	933	937	2765	20½
13-14	The Pindemic	786	<b>899</b>	<b>850</b>	2535	6	<---> Pocket Pounders	<b>943</b>	887	<b>850</b>	<b>2680</b>	19
15-16	Ten Pin Wizards	889	<b>921</b>	895	<b>2705</b>	12	<---> Split Happens	<b>927</b>	875	<b>900</b>	2702	13
17-18	Tomorrow's Hangover	<b>1028</b>	873	924	2825	10	<---> Conspiracy Theory	974	<b>975</b>	<b>926</b>	<b>2875</b>	15
19-20	Scared Splitless	818	<b>953</b>	<b>960</b>	<b>2731</b>	16	<---> Spare Me	<b>851</b>	916	842	2609	9
21-22	Straight Hookin'	<b>910</b>	<b>965</b>	817	<b>2692</b>	17	<---> BYE	851	916	<b>842</b>	2609	0

### Last Week's Top Scores

Scratch Game	854	Conspiracy Theory	775	Ten Pin Wizards	747	The Pindemic
	717	Tomorrow's Hangover	701	Pocket Pounders	683	Scared Splitless
Scratch Series	2512	Conspiracy Theory	2267	Ten Pin Wizards	2079	The Pindemic
	1954	Pocket Pounders	1900	Scared Splitless	1892	Tomorrow's Hangover
Handicap Game	1028	Tomorrow's Hangover	975	Conspiracy Theory	965	Straight Hookin'
	960	Scared Splitless	943	Pocket Pounders	937	The Bowling Stones
Handicap Series	2875	Conspiracy Theory	2825	Tomorrow's Hangover	2765	The Bowling Stones
	2731	Scared Splitless	2705	Ten Pin Wizards	2702	Split Happens
Scratch Game	259	John Young	243	Mike Dixon	229	Stevie Robertson
	227	Ryan Nance	223	Kurt Dinga	217	Hunter Jones
Scratch Series	682	Mike Dixon	668	Ryan Nance	665	John Young
	636	Kurt Dinga	570	Autumn Meredith	568	Buddy Jessup
Handicap Game	312	Stevie Robertson	296	Chad Eron	288	Hunter Jones
	277	John Young	275	David Burnum	272	Jacob Brown
Handicap Series	790	Stevie Robertson	748	Sam Lorino	747	Kurt Dinga
	745	Mike Dixon	744	Chad Eron	733	David Burnum

**Season High Scores**

Team Scratch Game		Team Scratch Series		Team Handicap Game		Team Handicap Series	
867	Ten Pin Wizards	2512	Conspiracy Theory	1031	Ten Pin Wizards	2918	Ten Pin Wizards
854	Conspiracy Theory	2426	Ten Pin Wizards	1028	Tomorrow's Hangover	2875	Conspiracy Theory
846	The Pindemic	2330	The Pindemic	1009	The Bowling Stones	2868	The Bowling Stone
755	Pocket Pounders	2137	Pocket Pounders	1001	The Pindemic	2854	Spare Me
731	The Bowling Stones	2115	The Bowling Stones	994	Pocket Pounders	2854	Pocket Pounders
717	Tomorrow's Hangover	1965	Scared Splitless	992	Conspiracy Theory	2837	Ballbarians
683	Scared Splitless	1892	Tomorrow's Hangover	986	Spare Me	2825	Tomorrow's Hango
658	Ballbarians	1859	Ballbarians	982	Ballbarians	2809	Split Happens
Scratch Game		Scratch Series		Handicap Game		Handicap Series	
279	Ryan Nance	740	Ryan Nance	312	Stevie Robertson	801	Mark Gray
277	Alex Dundon	696	John Young	308	Frankie Portera	798	Frankie Portera
266	Mike Dixon	694	Mike Dixon	307	Alex Dundon	796	Jeff Brown
259	John Young	662	Lauren Douglas	305	Jim Oswald	790	Stevie Robertson
258	Frankie Portera	658	Alex Dundon	304	Jeff Brown	781	Jim Oswald
257	Lauren Douglas	648	Frankie Portera	297	Autumn Meredith	780	Autumn Meredith
254	Keith Nance	636	Kurt Dinga	296	Chad Eron	775	Mike Dixon
246	Joey Stamba	635	Keith Nance	293	Mike Dixon	770	Lauren Douglas

**Most Improved Average**

155	to	190.00	=	+35.00	Chris Mitchell	151	to	172.83	=	+21.83	Mark Gray
149	to	169.11	=	+20.11	Russell Jordan	134	to	151.52	=	+17.52	Bill Riley
123	to	139.00	=	+16.00	David Burnum						

**Most Un-Improved Averages**

159	to	144.22	=	-14.78	Jacob Brown	170	to	155.75	=	-14.25	Tony Carpi
151	to	137.13	=	-13.87	Brad Boland	150	to	138.06	=	-11.94	Pat Boland
164	to	153.39	=	-10.61	Hunter Jones						

**Individual High Averages**

222.43	Ryan Nance	212.92	John Young	209.72	Mike Dixon	198.24	Alex Dundon	194.71	Lauren Douglas
192.71	Keith Nance	191.81	Kurt Dinga	190.25	Joey Stamba	183.33	Autumn Meredith	182.57	John Bachofer

**High Individual Match Points**

23	Brian Lorino	19	John Bachofer	19	Sam Lorino	18	Michael Giardina	18	Ryan Nance
----	--------------	----	---------------	----	------------	----	------------------	----	------------

**Team Rosters**

ID #	Name	Avg HDCP		Pins Gms		Points				HDCP Total	High Game	HDCP Game	High Sers	HDCP Sers	Pins + HDCP	
						Won	-1-	-2-	-3-							Total
<b>1 - Tomorrow's Hangover</b>																
100	Brian Robinson	153	69	2760	18	15.0	167	140	197	504	720	198	275	515	746	4071
125	Joe Williams	bk144	77	479	3	3.0				0	0	166		479		710
131	Jason Lee	bk147	74	441	3					0	0	160		441		663
102	Chad Eron	141	80	2124	15	10.0	212	148	132	492	744	212	296	492	744	3909
101	Ryan Knerr	129	90	1552	12	6.0	177	97	118	392	665	177	268	425	680	3220
116	Andrew Williams	bk129	90	789	6	5.0				0	0	169	259	396	666	1329
99	Jim Oswald	159	63	3357	21	12.0	161	177	166	504	696	235	305	571	781	4689
<b>2 - Ten Pin Wizards</b>																
89	John Bachofer	182	43	3834	21	19.0	162	204	171	537	663	229	275	622	760	4815
135	Russell Jordan	169	54	1522	9	9.0				0	0	211	276	541	716	2188
108	Kenny Lee	bk188	37	1176	6	4.0				0	0	214	251	601	686	1398
155	Ben Watson	bk158	64	1011	6	4.0	165	187	150	502	694	193	251	509	694	1395
145	Keith Nance	192	34	4047	21	16.5	191	157	212	560	659	254	269	635	743	4695
130	Ryan Nance	222	7	4671	21	18.0	225	227	216	668	689	279	273	740	744	4950

ID #	Name	Avg HDCP		Pins Gms		Points			Total	HDCP Total	High Game	HDCP Game	High Sers	HDCP Sers	Pins + HDCP	
						Won	-1-	-2-								-3-
<b>3 - The Pindemic</b>																
154	Autumn Meredith	183	42	3850	21	12.0	152	214	<b>204</b>	570	699	243	297	618	780	4801
153	Lauren Douglas	194	32	4089	21	17.0	178	205	<b>182</b>	565	658	257	284	662	770	4689
136	Chris Jones	167	56	3514	21	14.5	144	138	114	396	549	229	281	578	734	4645
118	Alex Dundon	198	28	4163	21	17.0	160	<b>190</b>	198	548	629	277	307	658	748	4712
50	Bryant Hornsby	bk183	42	0	0					0	0	0	0	0	0	0
69	Umang Patel	bk163	60	0	0					0	0	0	0	0	0	0
159	Amanda Green	bk181	44	0	0					0	0	0	0	0	0	0
<b>4 - Straight Hookin'</b>																
14	Billy Fisher	144	77	3027	21	15.0	<b>167</b>	<b>171</b>	121	459	<b>696</b>	188	268	459	696	4671
156	Shelton Boland	101	116	303	3					0	0	118		303		651
15	Brad Boland	137	83	2057	15	4.0	<b>159</b>	111	117	387	<b>630</b>	210	281	472	685	3821
18	Hunter Jones	153	69	2761	18	6.0	137	<b>217</b>	129	483	<b>696</b>	217	288	510	732	4567
13	Pat Boland	138	82	2485	18	7.0	133	<b>152</b>	<b>136</b>	421	<b>670</b>	179	262	453	702	4504
<b>5 - Ballbarians</b>																
122	Billy Riley	138	82	2488	18	15.0	144	108	<b>151</b>	403	646	188	282	464	746	4054
55	Bill Riley	151	71	3182	21	12.5	<b>141</b>	154	195	490	706	209	285	522	768	4883
38	Chris Vernon	154	68	2773	18	12.5	<b>161</b>	149	<b>149</b>	459	663	209	279	538	712	3967
58	Sangy Steelman	146	75	1756	12	5.0	145	<b>160</b>	113	418	637	187	261	495	717	3274
157	Josh Triola	145	76	1743	12	10.0				0	0	173	249	490	718	2628
84	Eddie Kovacik	bk145	76	0	0					0	0	0	0	0	0	0
57	Keith Chasteen	bk98	118	0	0					0	0	0	0	0	0	0
<b>6 - Scared Splitless</b>																
87	Vince Carpri	146	75	2640	18	6.5	97	127	<b>172</b>	396	612	196	276	503	743	4044
104	Gerald Burnett	149	72	2687	18	7.0	<b>134</b>	<b>173</b>	<b>172</b>	479	<b>701</b>	179	253	505	742	3983
43	Ross Carpri	160	63	2410	15	12.0				0	0	192	251	528	656	3295
123	Stevie Robertson	145	76	2188	15	7.0	131	<b>229</b>	<b>181</b>	541	<b>790</b>	229	312	541	790	3271
114	Andrew Robertson	173	51	2603	15	4.0	179	147	<b>158</b>	484	628	215	262	568	691	3902
<b>7 - The Bowling Stones</b>																
105	Wes Ezzell	145	76	1311	9	6.0				0	0	170	242	450	666	2595
129	Andrew Brown	92	124	276	3	3.0	<b>102</b>	<b>81</b>	93	276	<b>648</b>	102		276		648
124	David Burnum	bk123	96	1112	8	9.0	88	<b>179</b>	<b>178</b>	445	<b>733</b>	179	275	445	733	2089
106	Jimmy Brown	150	72	3150	21	17.5	<b>157</b>	<b>152</b>	144	453	<b>669</b>	194	270	516	744	4728
91	Buddy Jessup	177	47	3730	21	15.0	<b>207</b>	180	<b>181</b>	568	<b>715</b>	214	269	598	760	4855
92	Michael Giardina	176	48	3185	18	18.0				0	0	209	258	551	704	4082
<b>8 - Spare Me</b>																
128	Jonathan Hand	128	91	1926	15	11.0	<b>121</b>	<b>130</b>	125	376	<b>646</b>	195	289	427	709	4572
86	Terry Knight	138	82	2492	18	12.0	104	160	122	386	629	160	241	436	690	4025
144	Greg Peterson	116	102	2443	21	17.5	<b>118</b>	120	119	357	666	153	262	418	745	4645
85	Mike Vice	125	94	2629	21	14.0	<b>139</b>	<b>137</b>	107	383	<b>668</b>	173	267	411	710	4633
158	Will Gurner	152	70	456	3	1.0				0	0	185		456		666
<b>9 - Conspiracy Theory</b>																
34	Donnie Shunnarah	169	54	2542	15	10.0				0	0	222	247	583	692	3901
20	Joey Stamba	190	36	2283	12	6.0				0	0	246	278	603	720	2688
111	Mike Karam	bk179	45	529	3		183	165	181	529	664	183		529		664
147	John Young	212	16	2555	12	10.0	259	<b>223</b>	183	665	719	259	277	696	765	2816
17	Kurt Dinga	191	35	4028	21	15.0	191	<b>223</b>	<b>222</b>	636	<b>747</b>	223	260	636	747	4739
152	Mike Dixon	209	18	3775	18	14.0	<b>220</b>	<b>243</b>	<b>219</b>	682	<b>745</b>	266	293	694	775	4123

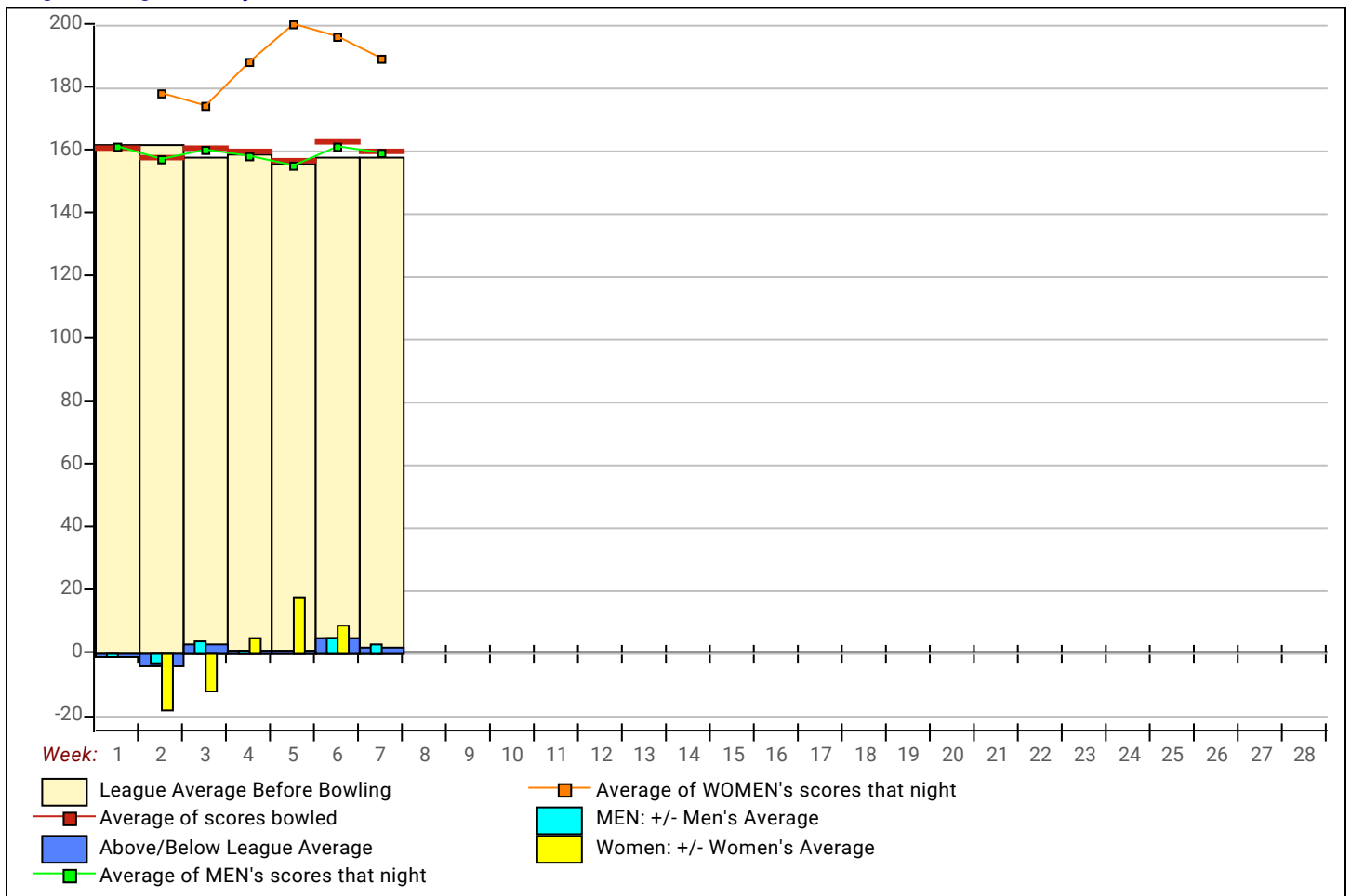
ID #	Name	Avg HDCP		Pins Gms		Points				Total	HDCP Total	High Game	HDCP Game	High Sers	HDCP Sers	Pins + HDCP
						Won	-1-	-2-	-3-							
<b>10 - Split Happens</b>																
134	Charlie Lorino	bk123	96	0	0					0	0	0		0		1254
146	Pat Martin	0	0	0	0					0	0			0		544
133	Bobby Lorino	134	86	1207	9	9.0	a124	a124	a124	372	630	159	247	433	697	2629
140	Sam Lorino	132	88	2781	21	19.0	<b>169</b>	<b>167</b>	<b>139</b>	475	<b>748</b>	169	260	475	748	4788
121	Paul Lorino	128	91	2688	21	13.0	133	<b>109</b>	121	363	633	157	249	411	687	4614
132	Brian Lorino	144	77	3042	21	23.0	<b>156</b>	130	<b>171</b>	457	<b>691</b>	174	253	480	723	4701
<b>11 - Pocket Pounders</b>																
27	Mark Gray	172	52	2074	12	13.0				0	0	217	288	588	801	2848
36	Chris Mitchell	bk155	67	570	3	4.0				0	0	214		570		771
21	Jacob Brown	144	77	2596	18	9.0	<b>161</b>	<b>191</b>	135	487	<b>730</b>	197	272	487	730	3853
22	Jeff Brown	164	59	2472	15	13.0	<b>191</b>	<b>191</b>	118	500	<b>677</b>	232	304	580	796	3441
66	Mike Portera	168	55	1514	9	8.5	<b>146</b>	<b>136</b>	<b>166</b>	448	<b>631</b>	198	259	539	710	2063
25	Frankie Portera	182	43	2738	15	13.0	<b>203</b>	127	<b>189</b>	519	<b>642</b>	258	308	648	798	3335
26	Tony Carpri	155	67	1869	12	5.0				0	0	211	265	550	712	2544

12 - BYE

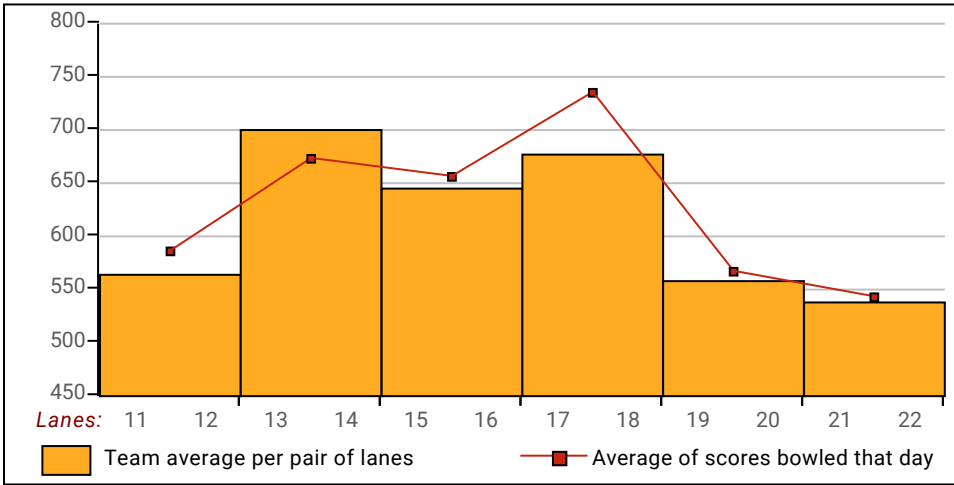
**High match Points: All Members of This League**

Name	Points Won	Points Lost	Name	Points Won	Points Lost
Brian Lorino	23.0	5.0	David Burnum	9.0	2.0
John Bachofer	19.0	9.0	Bobby Lorino	9.0	3.0
Sam Lorino	19.0	9.0	Russell Jordan	9.0	3.0
Michael Giardina	18.0	6.0	Mike Portera	8.5	3.5
Ryan Nance	18.0	10.0	Pat Boland	7.0	17.0
Jimmy Brown	17.5	10.5	Gerald Burnett	7.0	17.0
Greg Peterson	17.5	10.5	Stevie Robertson	7.0	13.0
Alex Dundon	17.0	11.0	Vince Carpri	6.5	17.5
Lauren Douglas	17.0	11.0	Hunter Jones	6.0	18.0
Keith Nance	16.5	11.5	Joey Stamba	6.0	10.0
Billy Fisher	15.0	13.0	Ryan Knerr	6.0	10.0
Kurt Dinga	15.0	13.0	Wes Ezzell	6.0	6.0
Buddy Jessup	15.0	13.0	Tony Carpri	5.0	11.0
Brian Robinson	15.0	9.0	Sangy Steelman	5.0	11.0
Billy Riley	15.0	9.0	Andrew Williams	5.0	3.0
Chris Jones	14.5	13.5	Brad Boland	4.0	16.0
Mike Vice	14.0	14.0	Chris Mitchell	4.0	
Mike Dixon	14.0	10.0	Kenny Lee	4.0	4.0
Jeff Brown	13.0	7.0	Andrew Robertson	4.0	16.0
Frankie Portera	13.0	7.0	Ben Watson	4.0	4.0
Mark Gray	13.0	3.0	Joe Williams	3.0	1.0
Paul Lorino	13.0	15.0	Andrew Brown	3.0	1.0
Chris Vernon	12.5	11.5	Will Gurner	1.0	3.0
Bill Riley	12.5	15.5	Bryant Hornsby		
Ross Carpri	12.0	8.0	Keith Chasteen		
Terry Knight	12.0	12.0	Umang Patel		
Jim Oswald	12.0	16.0	Eddie Kovacik		
Autumn Meredith	12.0	16.0	Travis Diggs		
Jonathan Hand	11.0	9.0	Mike Karam		4.0
Donnie Shunnarah	10.0	10.0	Jason Lee		4.0
Chad Eron	10.0	10.0	Charlie Lorino		
John Young	10.0	6.0	Pat Martin		
Josh Triola	10.0	6.0	Shelton Boland		4.0
Jacob Brown	9.0	15.0	Amanda Green		

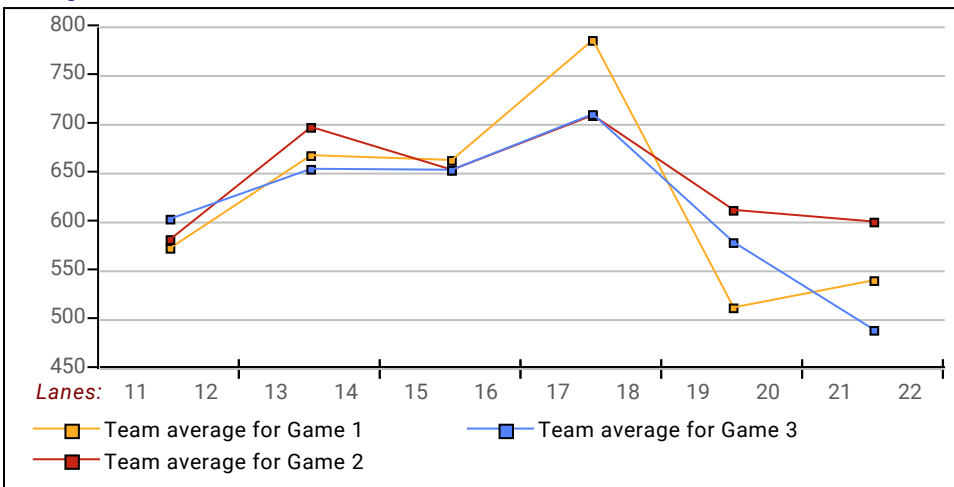
League Average Week-by-Week



**Team Average vs Avg of Scores**



**Average of Scores for Each Game**



**Amount Over/Under Team Average**

