

6:00PM START: NOVEMBER, JANUARY, MARCH  
 8:30PM START: OCTOBER, DECEMBER, FEBRUARY, APRIL

### Lane Assignments

	11-12	13-14	15-16	17-18	19-20	21-22	23-24	25-26	27-28	29-30	31-32	33-34
Wk09 10/28	- 6-	- 1-	- 2-	-11-	-10-	- 7-	- 3-	- 5-	- 4-	- 9-	- 8-	-12-
Wk10 11/04	- 3-	-10-	- 8-	- 9-	- 4-	- 1-	- 2-	- 7-	- 5-	-11-	- 6-	-12-

### Team Standings

Place	#	Team Name	Points Won	Points Lost	Scratch Pins	Pins + HDCP	High Sers	HDCP Sers	High Game	HDCP Game	Team Avg
1	2	Ten Pin Wizards	135½	64½	18574	22117	2426	2918	867	1031	701
2	7	The Bowling Stones	130½	69½	15202	21631	2115	2868	731	1009	517
3	10	Split Happens	122	78	12657	21063	1744	2809	609	964	379
4	11	Pocket Pounders	120½	79½	15765	21510	2137	2854	755	994	635
5	5	Ballbarians	117	83	14188	21529	1859	2837	699	995	591
6	9	Conspiracy Theory	113	87	18582	21660	2512	2875	854	992	750
7	3	The Pindemic	101½	98½	17675	21380	2330	2792	846	1001	734
8	1	Tomorrow's Hangover	98	102	14270	21419	1970	2828	722	1028	587
9	8	Spare Me	80½	119½	12173	21185	1675	2854	593	986	507
10	6	Scared Splitless	73½	126½	15097	21328	2047	2833	727	989	606
11	4	Straight Hookin'	51	149	13484	20732	1752	2703	651	965	527
12	12	BYE	0	0	0	0	0	0	0	0	0

### Review of Last Week's Bowling.....

Lanes	Team Name	HDCP -1-	HDCP -2-	HDCP -3-	HDCP Total	Last Wk WON	Team Name	HDCP -1-	HDCP -2-	HDCP -3-	HDCP Total	Last Wk WON
11-12	Tomorrow's Hangover	884	936	1008	2828	19	<---> Spare Me	899	891	854	2644	6
13-14	Split Happens	812	861	860	2533	6	<---> Ballbarians	995	833	895	2723	19
15-16	The Bowling Stones	825	891	918	2634	11	<---> Pocket Pounders	903	879	873	2655	14
17-18	Straight Hookin'	844	807	867	2518	3	<---> Scared Splitless	916	989	928	2833	22
19-20	Ten Pin Wizards	939	929	808	2676	19	<---> The Pindemic	845	797	891	2533	6
21-22	Conspiracy Theory	966	855	908	2729	23	<---> BYE	845	797	891	2533	0

### Last Week's Top Scores

Scratch Game	843	Conspiracy Theory	818	Ten Pin Wizards	733	The Pindemic
	727	Scared Splitless	722	Tomorrow's Hangover	699	Ballbarians
Scratch Series	2360	Conspiracy Theory	2313	Ten Pin Wizards	2059	The Pindemic
	2047	Scared Splitless	1970	Tomorrow's Hangover	1932	Pocket Pounders
Handicap Game	1008	Tomorrow's Hangover	995	Ballbarians	989	Scared Splitless
	966	Conspiracy Theory	939	Ten Pin Wizards	918	The Bowling Stones
Handicap Series	2833	Scared Splitless	2828	Tomorrow's Hangover	2729	Conspiracy Theory
	2723	Ballbarians	2676	Ten Pin Wizards	2655	Pocket Pounders
Scratch Game	255	Keith Nance	247	Mike Dixon	236	Alex Dundon
	235	John Young	216	Chris Mitchell	214	Ryan Nance
Scratch Series	668	Mike Dixon	647	Keith Nance	630	John Young
	581	Alex Dundon	574	Ryan Nance	564	Andrew Robertson
Handicap Game	291	Chad Eron	289	Keith Nance	287	Wes Ezzell
	283	Chris Mitchell	269	Bill Riley	265	Greg Peterson
					265	Mike Dixon
Handicap Series	771	Wes Ezzell	749	Keith Nance	745	Jason Lee
	727	Gerald Burnett	722	Bill Riley	722	Mike Dixon

**Season High Scores**

Team Scratch Game		Team Scratch Series		Team Handicap Game		Team Handicap Series	
867	Ten Pin Wizards	2512	Conspiracy Theory	1031	Ten Pin Wizards	2918	Ten Pin Wizards
854	Conspiracy Theory	2426	Ten Pin Wizards	1028	Tomorrow's Hangover	2875	Conspiracy Theory
846	The Pindemic	2330	The Pindemic	1009	The Bowling Stones	2868	The Bowling Stone
755	Pocket Pounders	2137	Pocket Pounders	1001	The Pindemic	2854	Spare Me
731	The Bowling Stones	2115	The Bowling Stones	995	Ballbarians	2854	Pocket Pounders
727	Scared Splitless	2047	Scared Splitless	994	Pocket Pounders	2837	Ballbarians
722	Tomorrow's Hangover	1970	Tomorrow's Hangover	992	Conspiracy Theory	2833	Scared Splitless
699	Ballbarians	1859	Ballbarians	989	Scared Splitless	2828	Tomorrow's Hango
Scratch Game		Scratch Series		Handicap Game		Handicap Series	
279	Ryan Nance	740	Ryan Nance	312	Stevie Robertson	801	Mark Gray
277	Alex Dundon	696	John Young	308	Frankie Portera	798	Frankie Portera
266	Mike Dixon	694	Mike Dixon	307	Alex Dundon	796	Jeff Brown
259	John Young	662	Lauren Douglas	305	Jim Oswald	790	Stevie Robertson
258	Frankie Portera	658	Alex Dundon	304	Jeff Brown	781	Jim Oswald
257	Lauren Douglas	648	Frankie Portera	297	Autumn Meredith	780	Autumn Meredith
255	Keith Nance	647	Keith Nance	296	Chad Eron	775	Mike Dixon
246	Joey Stamba	636	Kurt Dinga	293	Mike Dixon	771	Wes Ezzell

**Most Improved Average**

155	to	180.33	=	+25.33	Chris Mitchell	151	to	172.53	=	+21.53	Mark Gray
149	to	169.11	=	+20.11	Russell Jordan	134	to	153.79	=	+19.79	Bill Riley
123	to	139.00	=	+16.00	David Burnum						

**Most Un-Improved Averages**

151	to	134.50	=	-16.50	Brad Boland	164	to	148.76	=	-15.24	Hunter Jones
159	to	144.22	=	-14.78	Jacob Brown	170	to	157.20	=	-12.80	Tony Carpri
150	to	138.67	=	-11.33	Pat Boland						

**Individual High Averages**

218.54	Ryan Nance	212.33	John Young	211.57	Mike Dixon	197.67	Alex Dundon	195.58	Keith Nance
193.17	Lauren Douglas	190.71	Kurt Dinga	190.25	Joey Stamba	182.53	Frankie Portera	181.79	John Bachofer

**High Individual Match Points**

24	Brian Lorino	23	John Bachofer	21	Michael Giardina	20	Alex Dundon	20	Sam Lorino
----	--------------	----	---------------	----	------------------	----	-------------	----	------------

**Team Rosters**

ID #	Name	Avg HDCP		Pins Gms		Points				HDCP Total	High Game	HDCP Game	High Sers	HDCP Sers	Pins + HDCP	
						Won	-1-	-2-	-3-							Total
<b>1 - Tomorrow's Hangover</b>																
100	Brian Robinson	153	69	3217	21	18.0	153	149	155	457	664	198	275	515	746	4735
125	Joe Williams	bk144	77	479	3	3.0				0	0	166		479		710
102	Chad Eron	143	78	2587	18	13.0	107	145	211	463	703	212	296	492	744	4612
131	Jason Lee	bk147	74	964	6	3.0	187	168	168	523	745	187	261	523	745	1408
101	Ryan Knerr	129	90	1552	12	6.0				0	0	177	268	425	680	3220
116	Andrew Williams	bk129	90	789	6	5.0				0	0	169	259	396	666	1329
99	Jim Oswald	161	62	3884	24	15.0	151	188	188	527	716	235	305	571	781	5405
<b>2 - Ten Pin Wizards</b>																
89	John Bachofer	181	44	4363	24	23.0	199	169	161	529	658	229	275	622	760	5473
135	Russell Jordan	169	54	1522	9	9.0				0	0	211	276	541	716	2188
108	Kenny Lee	193	33	1739	9	8.0	184	190	189	563	674	214	251	601	686	2072
155	Ben Watson	bk158	64	1011	6	4.0				0	0	193	251	509	694	1395
145	Keith Nance	195	31	4694	24	19.5	255	235	157	647	749	255	289	647	749	5444
130	Ryan Nance	218	10	5245	24	19.0	180	214	180	574	595	279	273	740	744	5545

ID #	Name	Avg HDCP		Pins Gms		Points				HDCP Total	High Game	HDCP Game	High Sers	HDCP Sers	Pins + HDCP	
						Won	-1-	-2-	-3-							Total
<b>3 - The Pindemic</b>																
136	Chris Jones	165	58	3980	24	14.5	170	151	145	466	634	229	281	578	734	5279
154	Autumn Meredith	179	45	4315	24	12.0	150	152	163	465	591	243	297	618	780	5392
153	Lauren Douglas	193	33	4636	24	18.0	169	189	<b>189</b>	547	643	257	284	662	770	5332
118	Alex Dundon	197	29	4744	24	20.0	<b>198</b>	147	<b>236</b>	581	<b>665</b>	277	307	658	748	5377
50	Bryant Hornsby	bk183	42	0	0					0	0	0	0	0		0
69	Umang Patel	bk163	60	0	0					0	0	0	0	0		0
159	Amanda Green	bk181	44	0	0					0	0	0	0	0		0
<b>4 - Straight Hookin'</b>																
14	Billy Fisher	144	77	3458	24	16.0	129	123	<b>179</b>	431	662	188	268	459	696	5333
156	Shelton Boland	101	116	303	3					0	0	118		303		651
15	Brad Boland	134	86	2421	18	5.0	125	118	<b>121</b>	364	613	210	281	472	685	4434
18	Hunter Jones	148	73	3124	21	6.0	135	129	99	363	570	217	288	510	732	5137
13	Pat Boland	138	82	2912	21	8.0	<b>144</b>	126	157	427	673	179	262	453	702	5177
<b>5 - Ballbarians</b>																
122	Billy Riley	137	83	2886	21	18.0	<b>145</b>	121	<b>132</b>	398	<b>644</b>	188	282	464	746	4698
55	Bill Riley	153	69	3691	24	15.5	<b>198</b>	<b>171</b>	140	509	<b>722</b>	209	285	522	768	5605
38	Chris Vernon	153	69	3229	21	15.5	<b>179</b>	122	<b>155</b>	456	<b>660</b>	209	279	538	712	4627
58	Sangy Steelman	148	73	2228	15	8.0	<b>177</b>	123	<b>172</b>	472	<b>697</b>	187	261	495	717	3971
157	Josh Triola	145	76	1743	12	10.0				0	0	173	249	490	718	2628
84	Eddie Kovacik	bk145	76	0	0					0	0	0	0	0		0
57	Keith Chasteen	bk98	118	0	0					0	0	0	0	0		0
<b>6 - Scared Splitless</b>																
87	Vince Carpri	146	75	2640	18	6.5				0	0	196	276	503	743	4044
104	Gerald Burnett	152	70	3198	21	10.0	<b>153</b>	<b>182</b>	176	511	<b>727</b>	182	254	511	742	4710
43	Ross Carpri	162	61	2930	18	15.0	<b>190</b>	<b>194</b>	136	520	<b>709</b>	194	257	528	709	4004
123	Stevie Robertson	146	75	2640	18	11.0	<b>141</b>	<b>154</b>	<b>157</b>	452	<b>680</b>	229	312	541	790	3951
114	Andrew Robertson	175	49	3167	18	7.0	170	<b>197</b>	<b>197</b>	564	<b>717</b>	215	262	568	717	4619
<b>7 - The Bowling Stones</b>																
105	Wes Ezzell	154	68	1854	12	9.0	127	<b>205</b>	<b>211</b>	543	<b>771</b>	211	287	543	771	3366
129	Andrew Brown	92	124	276	3	3.0				0	0	102		276		648
124	David Burnum	bk123	96	1112	8	9.0				0	0	179	275	445	733	2089
106	Jimmy Brown	148	73	3556	24	18.5	136	123	<b>147</b>	406	622	194	270	516	744	5350
91	Buddy Jessup	175	49	4204	24	15.0	148	157	169	474	615	214	269	598	760	5470
92	Michael Giardina	174	50	3667	21	21.0	<b>171</b>	<b>163</b>	148	482	<b>626</b>	209	258	551	704	4708
<b>8 - Spare Me</b>																
128	Jonathan Hand	126	93	2280	18	12.0	<b>149</b>	94	111	354	627	195	289	427	709	5199
86	Terry Knight	138	82	2901	21	13.0	<b>137</b>	141	131	409	655	160	241	436	690	4680
144	Greg Peterson	118	100	2839	24	18.5	104	<b>163</b>	129	396	702	163	265	418	745	5347
85	Mike Vice	125	94	3007	24	15.0	<b>140</b>	124	114	378	660	173	267	411	710	5293
158	Will Gurner	152	70	456	3	1.0				0	0	185		456		666
<b>9 - Conspiracy Theory</b>																
34	Donnie Shunnarah	169	54	3055	18	14.0	<b>181</b>	<b>158</b>	<b>174</b>	513	<b>675</b>	222	247	583	692	4576
20	Joey Stamba	190	36	2283	12	6.0				0	0	246	278	603	720	2688
111	Mike Karam	bk179	45	529	3					0	0	183		529		664
147	John Young	212	16	3185	15	14.0	<b>235</b>	<b>190</b>	<b>205</b>	630	<b>678</b>	259	277	696	765	3494
17	Kurt Dinga	190	36	4577	24	18.0	<b>180</b>	<b>190</b>	179	549	<b>654</b>	223	260	636	747	5393
152	Mike Dixon	211	17	4443	21	17.0	<b>247</b>	<b>194</b>	227	668	<b>722</b>	266	293	694	775	4845

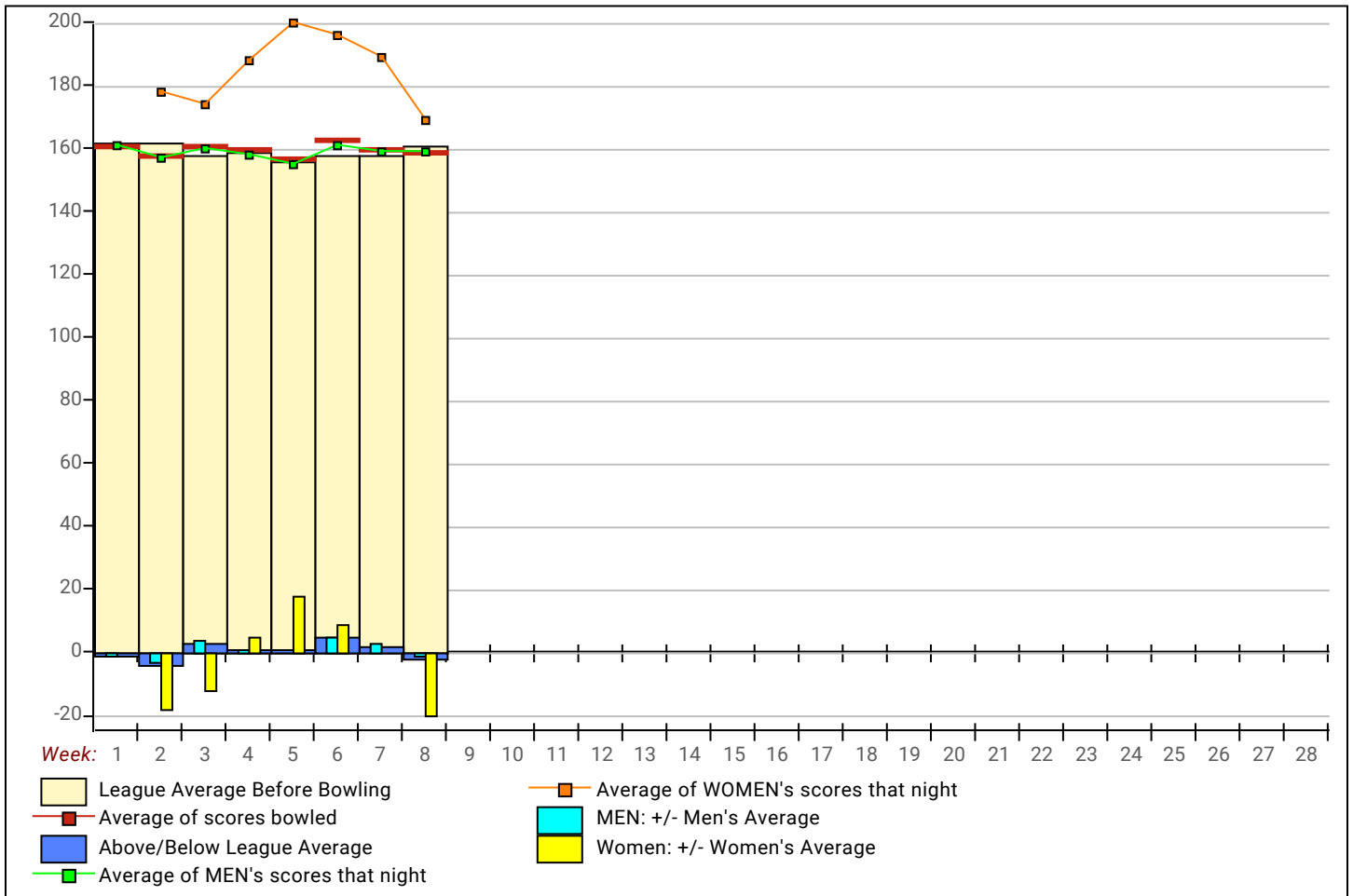
ID #	Name	Avg HDCP		Pins Gms		Points				HDCP Total	High Game	HDCP Game	High Sers	HDCP Sers	Pins + HDCP	
						Won	-1-	-2-	-3-							Total
<b>10 - Split Happens</b>																
134	Charlie Lorino	bk123	96	0	0					0	0	0	0		1254	
146	Pat Martin	0	0	0	0					0	0	0	0		544	
121	Paul Lorino	127	92	3048	24	14.0	115	<b>123</b>	122	360	633	157	249	411	687	5247
133	Bobby Lorino	129	90	1553	12	10.0	91	124	<b>131</b>	346	604	159	247	433	697	3233
140	Sam Lorino	131	89	3150	24	20.0	122	<b>123</b>	124	369	633	169	260	475	748	5421
132	Brian Lorino	144	77	3474	24	24.0	142	<b>149</b>	141	432	663	174	253	480	723	5364
<b>11 - Pocket Pounders</b>																
27	Mark Gray	172	52	2588	15	14.0	<b>168</b>	181	165	514	670	217	288	588	801	3518
36	Chris Mitchell	bk155	67	1082	6	7.0	<b>216</b>	<b>156</b>	140	512	<b>713</b>	216	283	570	713	1484
21	Jacob Brown	144	77	2596	18	9.0				0	0	197	272	487	730	3853
22	Jeff Brown	164	59	2472	15	13.0				0	0	232	304	580	796	3441
25	Frankie Portera	182	43	2738	15	13.0				0	0	258	308	648	798	3335
26	Tony Carpri	157	65	2358	15	9.0	<b>167</b>	<b>150</b>	<b>172</b>	489	<b>690</b>	211	265	550	712	3234
66	Mike Portera	160	63	1931	12	9.5	111	151	<b>155</b>	417	582	198	259	539	710	2645

12 - BYE

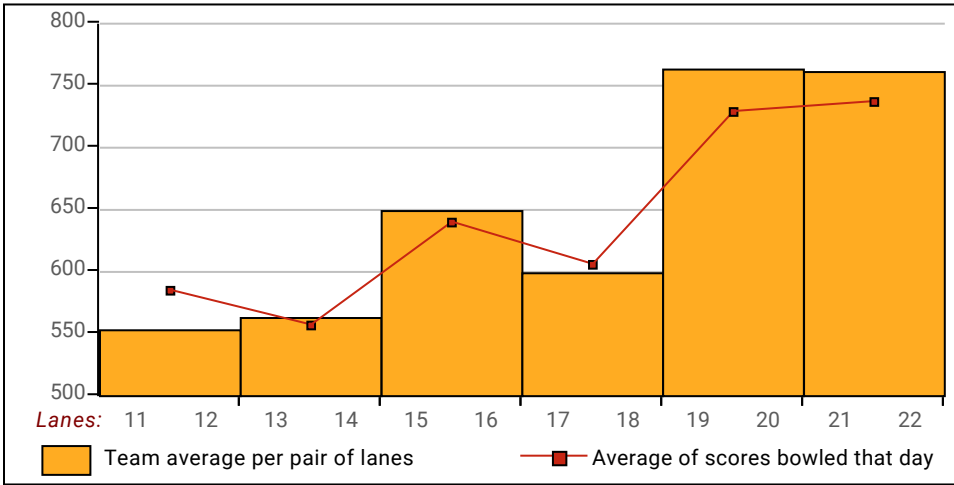
**High match Points: All Members of This League**

Name	Points Won	Points Lost	Name	Points Won	Points Lost
Brian Lorino	24.0	8.0	Bobby Lorino	10.0	6.0
John Bachofer	23.0	9.0	Josh Triola	10.0	6.0
Michael Giardina	21.0	7.0	Mike Portera	9.5	6.5
Alex Dundon	20.0	12.0	Jacob Brown	9.0	15.0
Sam Lorino	20.0	12.0	Tony Carpri	9.0	11.0
Keith Nance	19.5	12.5	Wes Ezzell	9.0	7.0
Ryan Nance	19.0	13.0	David Burnum	9.0	2.0
Jimmy Brown	18.5	13.5	Russell Jordan	9.0	3.0
Greg Peterson	18.5	13.5	Pat Boland	8.0	20.0
Kurt Dinga	18.0	14.0	Sangy Steelman	8.0	12.0
Brian Robinson	18.0	10.0	Kenny Lee	8.0	4.0
Billy Riley	18.0	10.0	Chris Mitchell	7.0	1.0
Lauren Douglas	18.0	14.0	Andrew Robertson	7.0	17.0
Mike Dixon	17.0	11.0	Vince Carpri	6.5	17.5
Billy Fisher	16.0	16.0	Hunter Jones	6.0	22.0
Chris Vernon	15.5	12.5	Joey Stamba	6.0	10.0
Bill Riley	15.5	16.5	Ryan Knerr	6.0	10.0
Ross Carpri	15.0	9.0	Brad Boland	5.0	19.0
Mike Vice	15.0	17.0	Andrew Williams	5.0	3.0
Buddy Jessup	15.0	17.0	Ben Watson	4.0	4.0
Jim Oswald	15.0	17.0	Joe Williams	3.0	1.0
Chris Jones	14.5	17.5	Andrew Brown	3.0	1.0
Mark Gray	14.0	6.0	Jason Lee	3.0	5.0
Donnie Shunnarah	14.0	10.0	Will Gurner	1.0	3.0
Paul Lorino	14.0	18.0	Bryant Hornsby		
John Young	14.0	6.0	Keith Chasteen		
Jeff Brown	13.0	7.0	Umang Patel		
Frankie Portera	13.0	7.0	Eddie Kovacik		
Terry Knight	13.0	15.0	Travis Diggs		
Chad Eron	13.0	11.0	Mike Karam		4.0
Jonathan Hand	12.0	12.0	Charlie Lorino		
Autumn Meredith	12.0	20.0	Pat Martin		
Stevie Robertson	11.0	13.0	Shelton Boland		4.0
Gerald Burnett	10.0	18.0	Amanda Green		

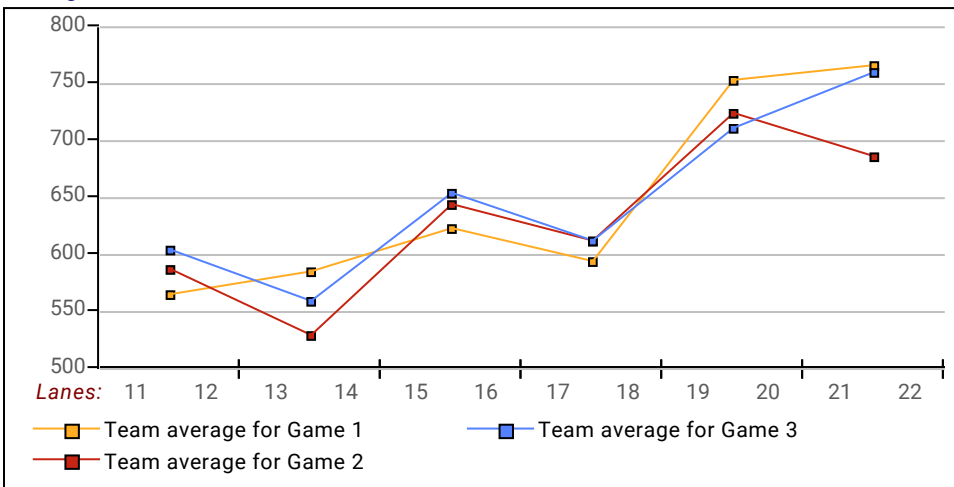
League Average Week-by-Week



**Team Average vs Avg of Scores**



**Average of Scores for Each Game**



**Amount Over/Under Team Average**

