

6:00PM SHIFT: MARCH  
8:30PM SHIFT: FEBRUARY, APRIL

### Lane Assignments

	<u>11-12</u>	<u>13-14</u>	<u>15-16</u>	<u>17-18</u>	<u>19-20</u>	<u>21-22</u>	<u>23-24</u>	<u>25-26</u>	<u>27-28</u>	<u>29-30</u>	<u>31-32</u>	<u>33-34</u>	
Wk28 04/14	- 6-	- 5-	- 4-	- 9-	-11-	-10-	- 3-	- 2-	- 1-	- 7-	- 8-	-12-	Position Round

### Team Standings

Place	#	Team Name	Points Won	Points Lost	Year-To-Date WON	Scratch Pins	Pins + HDCP	High Sers	HDCP Sers	High Game	HDCP Game
1	6	Scared Splitless	204½	120½	341	50812	72469	2110	2944	749	1011
2	5	Ballbarians	199½	125½	360½	47917	72376	1952	2861	699	1005
3	4	Straight Hookin'	189	136	331½	46682	72110	1913	2825	692	1008
4	9	Conspiracy Theory	185	140	361½	61763	72842	2700	3042	941	1056
5	11	Pocket Pounders - 1	176½	148½	383½	53168	72563	2203	2881	813	1039
6	10	Split Happens	163	162	370	43379	71666	1847	2900	652	1003
7	3	The Pindemic	159½	165½	364½	58939	72187	2346	2853	846	1003
8	2	Ten Pin Wizards	156	169	357	59907	72486	2426	2918	883	1052
9	1	Tomorrow's Hangover	133½	175½	309½	46238	69140	1974	2871	722	1028
10	7	The Bowling Stones - 1	128½	196½	343½	50238	71811	2115	2868	731	1014
11	8	Spare Me	117½	207½	238	40860	70713	1675	2854	659	1028
12	12	BYE	0	0	0	0	0	0	0	0	0

### Review of Last Week's Bowling.....

Pairing	Team Name	HDCP -1-	HDCP -2-	HDCP -3-	HDCP Total	Last Wk WON		Team Name	HDCP -1-	HDCP -2-	HDCP -3-	HDCP Total	Last Wk WON
-1-	Ten Pin Wizards	871	938	960	2769	7	<--->	Conspiracy Theory	971	942	979	2892	18
-2-	Tomorrow's Hangover	860	954	856	2670	13½	<--->	The Pindemic	922	937	811	2670	11½
-3-	Pocket Pounders - 1	887	937	887	2711	4	<--->	Scared Splitless	1011	956	977	2944	21
-4-	Split Happens	928	877	919	2724	5	<--->	Straight Hookin'	934	933	943	2810	20
-5-	Ballbarians	905	915	968	2788	23	<--->	Spare Me	854	860	902	2616	2
-6-	The Bowling Stones -	837	914	886	2637	12	<--->	BYE	854	860	902	2616	0

### Last Week's Top Scores

Scratch Game	831	Conspiracy Theory	788	Ten Pin Wizards	764	The Pindemic
	733	Scared Splitless	710	Pocket Pounders - 1	670	Ballbarians
Scratch Series	2448	Conspiracy Theory	2253	Ten Pin Wizards	2151	The Pindemic
	2110	Scared Splitless	2030	Pocket Pounders - 1	1913	Straight Hookin'
Handicap Game	1011	Scared Splitless	979	Conspiracy Theory	968	Ballbarians
	960	Ten Pin Wizards	954	Tomorrow's Hangover	943	Straight Hookin'
Handicap Series	2944	Scared Splitless	2892	Conspiracy Theory	2810	Straight Hookin'
	2788	Ballbarians	2769	Ten Pin Wizards	2724	Split Happens
Scratch Game	279	Ryan Nance	279	Mike Dixon	247	Kurt Dinga
	244	Alex Dundon	238	Keith Nance	224	Stevie Robertson
Scratch Series	785	Mike Dixon	708	Ryan Nance	661	Kurt Dinga
	619	Alex Dundon	604	Keith Nance	600	Frankie Portera
Handicap Game	296	Ryan Nance	294	Brad Boland	294	Stevie Robertson
	292	Mike Dixon	283	Kurt Dinga	273	Bobby Lorino
					273	Keith Nance
Handicap Series	824	Mike Dixon	812	Brad Boland	787	Stevie Robertson
	769	Kurt Dinga	764	Bobby Lorino	759	Ryan Nance

**Season High Scores**

Team Scratch Game		Team Scratch Series		Team Handicap Game		Team Handicap Series	
941	Conspiracy Theory	2700	Conspiracy Theory	1056	Conspiracy Theory	3042	Conspiracy Theory
883	Ten Pin Wizards	2426	Ten Pin Wizards	1052	Ten Pin Wizards	2944	Scared Splitless
846	The Pindemic	2346	The Pindemic	1039	Pocket Pounders - 1	2918	Ten Pin Wizards
813	Pocket Pounders - 1	2203	Pocket Pounders - 1	1028	Tomorrow's Hangover	2900	Split Happens
749	Scared Splitless	2115	The Bowling Stones - 1	1028	Spare Me	2881	Pocket Pounders -
731	The Bowling Stones - 1	2110	Scared Splitless	1014	The Bowling Stones - 1	2871	Tomorrow's Hango
722	Tomorrow's Hangover	1974	Tomorrow's Hangover	1011	Scared Splitless	2868	The Bowling Stone
699	Ballbarians	1952	Ballbarians	1008	Straight Hookin'	2861	Ballbarians
Scratch Game		Scratch Series		Handicap Game		Handicap Series	
300	Mike Dixon	785	Mike Dixon	312	Stevie Robertson	824	Mike Dixon
279	Ryan Nance	761	Ryan Nance	311	Mike Dixon	812	Brad Boland
277	Alex Dundon	716	Alex Dundon	307	Jacob Brown	809	Ryan Nance
257	Lauren Douglas	662	Lauren Douglas	307	Alex Dundon	801	Mark Gray
255	Keith Nance	661	Kurt Dinga	305	Donnie Shunnarah	796	Jacob Brown
247	Kurt Dinga	655	Autumn Meredith	305	Jim Oswald	790	Stevie Robertson
246	Joey Stamba	647	Keith Nance	302	Hunter Jones	788	Alex Dundon
246	Donnie Shunnarah	622	John Bachofer	297	Autumn Meredith	787	Hunter Jones

**Most Improved Average**

125	to	138.07	=	+13.07	Billy Riley	134	to	144.65	=	+10.65	Bill Riley
147	to	157.17	=	+10.17	Sangy Steelman	151	to	161.13	=	+10.13	Mark Gray
196	to	205.40	=	+9.40	Alex Dundon						

**Most Un-Improved Averages**

203	to	181.85	=	-21.15	Lauren Douglas	180	to	166.24	=	-13.76	Donnie Shunnarah
164	to	152.45	=	-11.55	Hunter Jones	194	to	183.03	=	-10.97	Joey Stamba
184	to	173.72	=	-10.28	Andrew Robertson						

**Individual High Averages**

218.00	Mike Dixon	212.91	Ryan Nance	205.40	Alex Dundon	191.74	Keith Nance	191.59	Kurt Dinga
183.03	Joey Stamba	181.85	Lauren Douglas	179.51	Autumn Meredith	171.56	John Bachofer	167.69	Michael Giardina

**High Individual Match Points**

69	Alex Dundon	66	Keith Nance	62	Kurt Dinga	59.5	Sam Lorino	58.5	Chris Jones
----	-------------	----	-------------	----	------------	------	------------	------	-------------

**Team Rosters**

Book	Avg	Name	Avg HDCP	Pins	Gms	Points Won	-1-	-2-	-3-	Total	HDCP Total	High Game	HDCP Game	High Sers	HDCP Sers	Pins + HDCP	
<b>1 - Tomorrow's Hangover</b> Avg=558																	
144		Brian Robinson	151	71	9988	66	47.0				0	0	203	275	533	746	15238
129		Andrew Williams	133	87	3593	27	18.0	101	157	119	377	635	176	266	465	735	5897
151		Chad Eron	148	73	7585	51	40.0	158	166	129	453	672	212	296	521	749	12061
135		Ryan Knerr	126	93	4557	36	17.0				0	0	177	270	425	686	8472
147		Jason Lee	146	75	5696	39	20.5	152	151	134	437	662	187	261	523	745	8477
144		Joe Williams	155	67	2793	18	16.0				0	0	179	251	487	699	4080
166		Jim Oswald	163	60	10805	66	41.5	155	186	180	521	701	235	305	571	781	14915
<b>2 - Ten Pin Wizards</b> Avg=707																	
175		John Bachofer	171	53	13382	78	50.5	148	167	171	486	645	245	293	622	760	17693
149		Russell Jordan	155	67	8868	57	41.5	126	165	164	455	656	211	276	541	719	12714
188		Kenny Lee	190	36	3998	21	14.0				0	0	232	268	601	689	4733
202		Keith Nance	191	35	15531	81	66.0	146	220	238	604	709	255	289	647	749	18207
222		Ryan Nance	212	16	16607	78	54.0	279	214	215	708	759	279	296	761	809	17744
158		Ben Watson	bk158	64	1011	6	4.0				0	0	193	251	509	694	1395

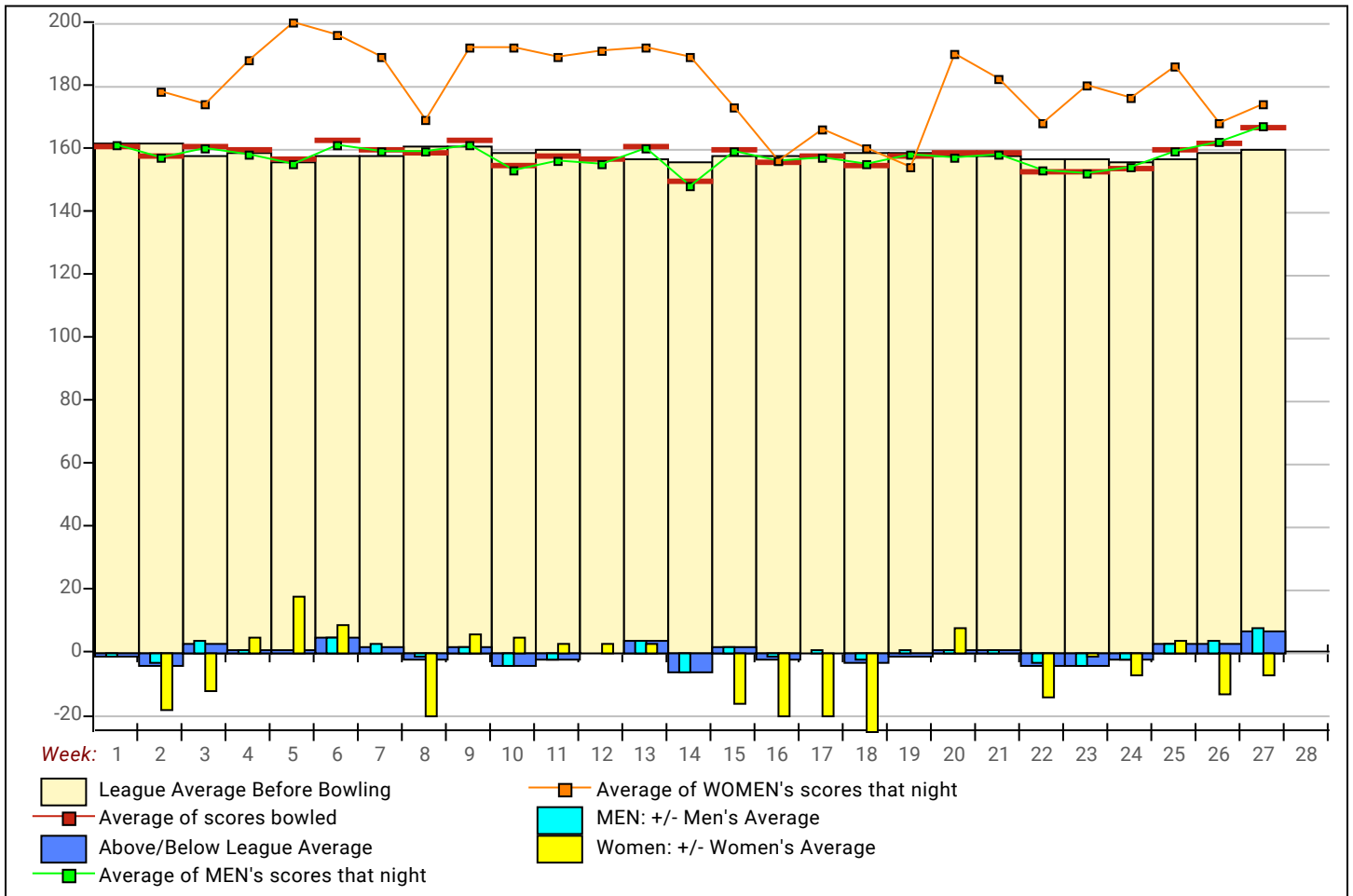
Book					Points					HDCP	High	HDCP	High	HDCP	Pins +	
Avg	Name	Avg	HDCP	Pins	Gms	Won	-1-	-2-	-3-	Total	Total	Game	Game	Sers	Sers	HDCP
<b>3 - The Pandemic</b> Avg=726																
166	Chris Jones	161	62	13068	81	58.5	<b>188</b>	159	139	486	<b>672</b>	229	281	578	751	17823
182	Autumn Meredith	179	45	13463	75	40.0	163	179	<b>160</b>	502	<b>637</b>	243	297	655	780	17348
203	Lauren Douglas	181	44	14730	81	54.5	<b>197</b>	<b>182</b>	<b>165</b>	544	<b>676</b>	257	284	662	770	17667
196	Alex Dundon	205	22	16637	81	69.0	<b>201</b>	<b>244</b>	174	619	<b>685</b>	277	307	716	788	18686
181	Amanda Green	bk181	44	531	3	4.0				0	0	189		531		663
163	Umang Patel	bk163	60	0	0					0	0	0		0		0
183	Bryant Hornsby	bk183	42	0	0					0	0	0		0		0
<b>4 - Straight Hookin'</b> Avg=539																
145	Billy Fisher	145	76	11385	78	57.0	<b>151</b>	<b>162</b>	<b>143</b>	456	<b>684</b>	214	292	507	738	17352
___	Shelton Boland	101	116	2123	21	13.5				0	0	128	245	336	687	4562
151	Brad Boland	141	80	10178	72	46.0	<b>188</b>	<b>168</b>	<b>213</b>	569	<b>812</b>	213	294	569	812	16688
164	Hunter Jones	152	70	11434	75	40.0	170	157	140	467	<b>677</b>	232	302	559	787	17299
150	Pat Boland	149	72	10296	69	49.0	126	<b>147</b>	<b>148</b>	421	<b>637</b>	209	284	528	750	16209
<b>5 - Ballbarians</b> Avg=592																
125	Billy Riley	138	82	9527	69	50.5	<b>130</b>	143	<b>177</b>	450	699	188	282	466	746	15311
134	Bill Riley	144	77	11717	81	54.0	<b>155</b>	<b>155</b>	<b>148</b>	458	<b>689</b>	209	285	522	768	18104
___	Chris Vernon	153	69	8276	54	35.0				0	0	209	279	538	735	13886
147	Sangy Steelman	157	65	11316	72	53.0	<b>181</b>	<b>153</b>	<b>193</b>	527	<b>725</b>	217	287	559	769	17061
___	Josh Triola	149	72	5392	36	24.0	<b>141</b>	<b>166</b>	<b>152</b>	459	<b>675</b>	220	292	503	719	8014
145	Eddie Kovacik	bk145	76	0	0					0	0	0		0		0
___	Keith Chasteen	bk98	118	0	0					0	0	0		0		0
<b>6 - Scared Splitless</b> Avg=627																
153	Gerald Burnett	154	68	11596	75	47.0	<b>177</b>	175	<b>157</b>	509	<b>716</b>	210	282	547	754	16870
139	Vince Carpri	146	75	10129	69	44.5	<b>177</b>	<b>179</b>	144	500	<b>728</b>	212	288	520	745	15349
156	Stevie Robertson	154	68	10654	69	54.0	<b>199</b>	<b>154</b>	<b>224</b>	577	<b>787</b>	229	312	577	790	15616
184	Andrew Robertson	173	51	6775	39	18.0				0	0	215	262	586	742	9265
165	Ross Carpri	161	62	11136	69	49.5	<b>180</b>	170	<b>174</b>	524	713	213	275	537	723	15369
<b>7 - The Bowling Stones - 1</b> Avg=545																
___	Andrew Brown	108	109	1621	15	13.0				0	0	150	264	377	719	3394
123	David Burnum	132	88	3047	23	20.0				0	0	198	289	477	750	5344
150	Wes Ezzell	154	68	9271	60	42.5	126	185	161	472	676	215	287	549	771	15364
150	Jimmy Brown	151	71	11361	75	53.5	<b>166</b>	<b>172</b>	<b>162</b>	500	<b>716</b>	203	275	567	783	16737
167	Buddy Jessup	166	57	10010	60	32.5	139	<b>152</b>	161	452	620	225	276	598	760	14489
174	Michael Giardina	167	56	12577	75	50.0	<b>155</b>	<b>154</b>	151	460	625	236	288	572	734	16483
<b>8 - Spare Me</b> Avg=497																
___	Evan Knight	96	120	290	3					0	0	107		290		650
___	Greg Peterson	119	99	6095	51	29.5				0	0	166	265	448	745	13133
___	Mike Vice	124	95	8582	69	39.0				0	0	173	268	443	728	16352
___	Jeff Mollison	158	64	952	6	4.0	133	<b>184</b>	180	497	<b>710</b>	184	255	497	710	1378
___	Parker Knight	126	93	3037	24	16.0	a116	a116	a116	348	627	165	260	436	724	5857
131	Terry Knight	136	84	9818	72	37.5	148	103	149	400	652	204	288	466	718	17144
125	Jonathan Hand	124	95	7484	60	30.0	a114	a114	a114	342	627	195	289	446	725	15533
<b>9 - Conspiracy Theory</b> Avg=710																
179	Mike Karam	170	54	4089	24	10.5				0	0	217	262	584	719	5187
194	Joey Stamba	183	42	11531	63	41.5	<b>178</b>	169	137	484	607	246	278	608	734	13973
180	Donnie Shunnarah	166	57	8977	54	40.5	<b>187</b>	163	168	518	<b>692</b>	246	305	583	743	12562
195	Kurt Dinga	191	35	15519	81	62.0	<b>211</b>	203	<b>247</b>	661	<b>769</b>	247	283	661	769	18327
215	Mike Dixon	218	10	14388	66	49.0	247	<b>259</b>	<b>279</b>	785	<b>824</b>	300	311	785	824	15273
204	John Young	210	18	6321	30	26.0				0	0	274	295	752	815	6879
151	Melanie Keener	bk151	71	428	3	3.0				0	0	150		428		641

Book	Avg	Name	Avg HDCP	Pins	Gms	Points Won	-1-	-2-	-3-	Total	HDCP Total	High Game	HDCP Game	High Sers	HDCP Sers	Pins + HDCP	
<b>10 - Split Happens</b> Avg=514																	
123		Charlie Lorino	bk123	96	0	0				0	0	0		0		1254	
120		Sam Lorino	125	94	10204	81	59.5	129	109	120	358	637	182	277	475	760	17791
127		Paul Lorino	130	90	10537	81	55.0	166	123	138	427	697	174	266	443	716	17917
132		Bobby Lorino	136	84	9402	69	54.0	<b>158</b>	<b>161</b>	<b>187</b>	506	<b>764</b>	187	273	506	764	16092
142		Brian Lorino	146	75	11405	78	57.5	<b>131</b>	140	130	401	626	201	279	546	779	18068
—		Pat Martin	0	0	0	0					0	0		0		544	
<b>11 - Pocket Pounders - 1</b> Avg=635																	
159		Jacob Brown	156	66	8925	57	42.0				0	0	239	307	580	796	13551
151		Mark Gray	161	62	8701	54	39.0	150	<b>198</b>	125	473	659	217	288	588	801	11971
162		Mike Portera	159	63	5753	36	29.5	160	143	<b>159</b>	462	651	219	282	539	710	7973
155		Chris Mitchell	159	63	6219	39	20.0	164	149	182	495	684	216	283	570	726	8544
150		Jeff Brown	160	63	7686	48	35.0				0	0	232	304	580	796	10728
170		Tony Carpri	168	55	6571	39	32.0				0	0	223	285	585	771	9553
190		Frankie Portera	187	38	8074	43	35.0	186	<b>220</b>	194	600	<b>717</b>	258	308	653	798	10243
<b>12 - BYE</b> Avg=0																	

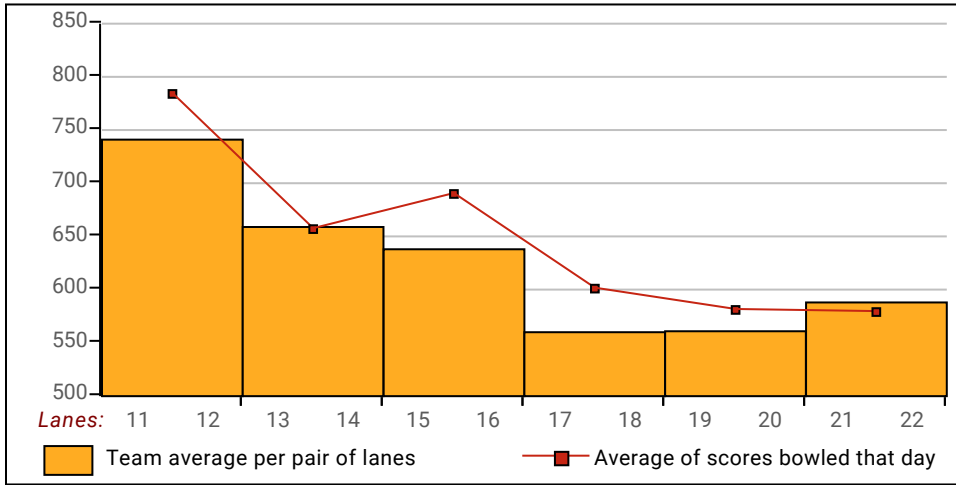
### High match Points: All Members of This League

Name	Points Won	Points Lost	Name	Points Won	Points Lost
Alex Dundon	69.0	39.0	Terry Knight	37.5	58.5
Keith Nance	66.0	42.0	Jeff Brown	35.0	29.0
Kurt Dinga	62.0	46.0	Frankie Portera	35.0	23.0
Sam Lorino	59.5	48.5	Chris Vernon	35.0	37.0
Chris Jones	58.5	49.5	Buddy Jessup	32.5	47.5
Brian Lorino	57.5	46.5	Tony Carpri	32.0	20.0
Billy Fisher	57.0	47.0	Jonathan Hand	30.0	50.0
Paul Lorino	55.0	53.0	Mike Portera	29.5	18.5
Lauren Douglas	54.5	53.5	Greg Peterson	29.5	38.5
Bill Riley	54.0	54.0	John Young	26.0	14.0
Stevie Robertson	54.0	38.0	Josh Triola	24.0	24.0
Ryan Nance	54.0	50.0	Jason Lee	20.5	31.5
Bobby Lorino	54.0	38.0	Chris Mitchell	20.0	32.0
Jimmy Brown	53.5	46.5	David Burnum	20.0	11.0
Sangy Steelman	53.0	43.0	Andrew Robertson	18.0	34.0
John Bachofer	50.5	53.5	Andrew Williams	18.0	18.0
Billy Riley	50.5	41.5	Ryan Knerr	17.0	31.0
Michael Giardina	50.0	50.0	Joe Williams	16.0	8.0
Ross Carpri	49.5	42.5	Parker Knight	16.0	16.0
Pat Boland	49.0	43.0	Kenny Lee	14.0	14.0
Mike Dixon	49.0	39.0	Shelton Boland	13.5	14.5
Brian Robinson	47.0	41.0	Andrew Brown	13.0	7.0
Gerald Burnett	47.0	53.0	Mike Karam	10.5	21.5
Brad Boland	46.0	50.0	Ben Watson	4.0	4.0
Vince Carpri	44.5	47.5	Amanda Green	4.0	
Wes Ezzell	42.5	37.5	Jeff Mollison	4.0	4.0
Jacob Brown	42.0	34.0	Melanie Keener	3.0	1.0
Joey Stamba	41.5	42.5	Will Gurner	1.0	3.0
Jim Oswald	41.5	46.5	Bryant Hornsby		
Russell Jordan	41.5	34.5	Keith Chasteen		
Donnie Shunnarah	40.5	31.5	Umang Patel		
Hunter Jones	40.0	60.0	Eddie Kovacic		
Chad Eron	40.0	28.0	Travis Diggs		
Autumn Meredith	40.0	60.0	Charlie Lorino		
Mark Gray	39.0	33.0	Pat Martin		
Mike Vice	39.0	53.0	Evan Knight		4.0

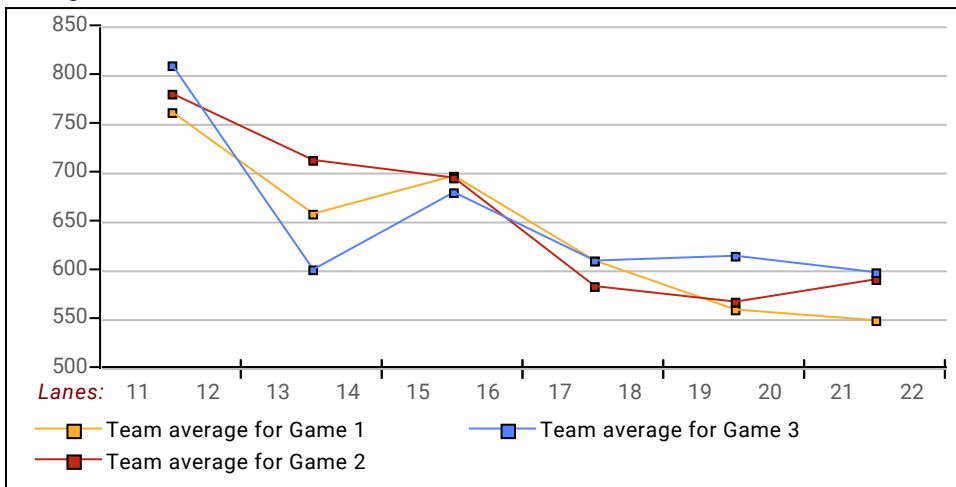
League Average Week-by-Week



**Team Average vs Avg of Scores**



**Average of Scores for Each Game**



**Amount Over/Under Team Average**

