

6:00PM SHIFT: JANUARY, MARCH
8:30PM SHIFT: DECEMBER, FEBRUARY, APRIL

Lane Assignments

	<u>11-12</u>	<u>13-14</u>	<u>15-16</u>	<u>17-18</u>	<u>19-20</u>	<u>21-22</u>	<u>23-24</u>	<u>25-26</u>	<u>27-28</u>	<u>29-30</u>	<u>31-32</u>	<u>33-34</u>
Wk13 12/09	-7-	-1-	-5-	-4-	-10-	-8-	-2-	-6-	-11-	-9-	-3-	-12-
Wk14 12/16	Manual Assignments Position Round											

Team Standings

Place	#	Team Name	Points Won	Points Lost	Scratch Pins	Pins + HDCP	High Sers	HDCP Sers	High Game	HDCP Game	Team Avg
1	11	Pocket Pounders	183	117	23618	32246	2137	2854	783	1010	674
2	10	Split Happens	179	121	18897	31485	1744	2809	610	964	378
3	7	The Bowling Stones	178	122	22769	32339	2115	2868	731	1014	530
4	2	Ten Pin Wizards	169	131	27128	32390	2426	2918	867	1031	720
5	3	The Pindemic	169	131	26681	32369	2346	2853	846	1003	694
6	9	Conspiracy Theory	158½	141½	27972	32535	2700	3042	941	1055	741
7	5	Ballbarians	151½	148½	20900	31778	1859	2837	699	995	577
8	1	Tomorrow's Hangover	150	150	21485	32141	1974	2871	722	1028	598
9	6	Scared Splitless	127½	172½	22722	32148	2047	2833	727	989	626
10	8	Spare Me	112½	187½	18488	31910	1675	2854	659	1028	513
11	4	Straight Hookin'	103	197	20391	31461	1839	2799	651	965	526
12	12	BYE	0	0	0	0	0	0	0	0	0

Review of Last Week's Bowling.....

Lanes	Team Name	HDCP -1-	HDCP -2-	HDCP -3-	HDCP Total	Last Wk WON	Team Name	HDCP -1-	HDCP -2-	HDCP -3-	HDCP Total	Last Wk WON
11-12	Scared Splitless	958	950	909	2817	22	<---> Ballbarians	801	868	814	2483	3
13-14	Ten Pin Wizards	911	818	961	2690	14	<---> Tomorrow's Hangover	949	820	915	2684	11
15-16	Conspiracy Theory	818	773	856	2447	2½	<---> Split Happens	852	856	882	2590	22½
17-18	Straight Hookin'	873	908	903	2684	11	<---> The Pindemic	955	815	940	2710	14
19-20	Spare Me	887	887	935	2709	8	<---> The Bowling Stones	957	1014	885	2856	17
21-22	Pocket Pounders	910	950	852	2712	7	<---> BYE	957	1014	885	2856	0

Last Week's Top Scores

Scratch Game	799	Ten Pin Wizards	793	The Pindemic	735	Conspiracy Theory
	699	Scared Splitless	695	The Bowling Stones	686	Pocket Pounders
Scratch Series	2224	The Pindemic	2204	Ten Pin Wizards	2084	Conspiracy Theory
	2040	Scared Splitless	1920	Pocket Pounders	1899	The Bowling Stones
Handicap Game	1014	The Bowling Stones	961	Ten Pin Wizards	958	Scared Splitless
	955	The Pindemic	950	Pocket Pounders	949	Tomorrow's Hangover
Handicap Series	2856	The Bowling Stones	2817	Scared Splitless	2712	Pocket Pounders
	2710	The Pindemic	2709	Spare Me	2690	Ten Pin Wizards
Scratch Game	252	Ryan Nance	236	Michael Giardina	233	Alex Dundon
	233	Lauren Douglas	232	Autumn Meredith	222	Keith Nance
Scratch Series	629	Keith Nance	212	Ross Carpri	212	Chris Jones
	586	Andrew Robertson	626	Ryan Nance	602	Alex Dundon
Handicap Game	288	Michael Giardina	276	Josh Triola	275	Ross Carpri
	274	Brian Robinson	273	Autumn Meredith	272	Chris Jones
Handicap Series	765	Wes Ezzell	754	Stevie Robertson	742	Andrew Robertson
	736	Brian Robinson	733	Pat Boland	728	Mike Vice
					728	Keith Nance

Season High Scores

Team Scratch Game		Team Scratch Series		Team Handicap Game		Team Handicap Series	
941	Conspiracy Theory	2700	Conspiracy Theory	1055	Conspiracy Theory	3042	Conspiracy Theory
867	Ten Pin Wizards	2426	Ten Pin Wizards	1031	Ten Pin Wizards	2918	Ten Pin Wizards
846	The Pindemic	2346	The Pindemic	1028	Tomorrow's Hangover	2871	Tomorrow's Hango
783	Pocket Pounders	2137	Pocket Pounders	1028	Spare Me	2868	The Bowling Stone
731	The Bowling Stones	2115	The Bowling Stones	1014	The Bowling Stones	2854	Spare Me
727	Scared Splitless	2047	Scared Splitless	1010	Pocket Pounders	2854	Pocket Pounders
722	Tomorrow's Hangover	1974	Tomorrow's Hangover	1003	The Pindemic	2853	The Pindemic
699	Ballbarians	1859	Ballbarians	995	Ballbarians	2837	Ballbarians
Scratch Game		Scratch Series		Handicap Game		Handicap Series	
286	Mike Dixon	768	Mike Dixon	312	Stevie Robertson	819	Mike Dixon
279	Ryan Nance	740	Ryan Nance	308	Frankie Portera	801	Mark Gray
277	Alex Dundon	696	John Young	307	Alex Dundon	798	Frankie Portera
268	John Young	662	Lauren Douglas	305	Jim Oswald	796	Jeff Brown
258	Frankie Portera	658	Alex Dundon	304	Jeff Brown	790	Stevie Robertson
257	Lauren Douglas	657	Kurt Dinga	303	Mike Dixon	783	Jimmy Brown
255	Keith Nance	648	Frankie Portera	297	Autumn Meredith	781	Jim Oswald
246	Joey Stamba	647	Keith Nance	296	Chad Eron	780	Autumn Meredith

Most Improved Average

155	to	173.25	=	+18.25	Chris Mitchell	123	to	139.00	=	+16.00	David Burnum
151	to	165.21	=	+14.21	Mark Gray	125	to	137.90	=	+12.90	Billy Riley
204	to	215.33	=	+11.33	John Young						

Most Un-Improved Averages

164	to	145.67	=	-18.33	Hunter Jones	151	to	136.40	=	-14.60	Brad Boland
180	to	166.29	=	-13.71	Donnie Shunnarah	194	to	181.05	=	-12.95	Joey Stamba
222	to	210.31	=	-11.69	Ryan Nance						

Individual High Averages

217.33	Mike Dixon	215.33	John Young	210.31	Ryan Nance	201.78	Alex Dundon	194.94	Keith Nance
193.58	Kenny Lee	193.36	Kurt Dinga	191.64	Lauren Douglas	187.76	Frankie Portera	185.03	Autumn Meredith

High Individual Match Points

32.5	Sam Lorino	30.5	Keith Nance	30	Alex Dundon	29	Michael Giardina	28.5	Jimmy Brown
------	------------	------	-------------	----	-------------	----	------------------	------	-------------

Team Rosters

Book	Avg	Name	Avg	HDCP	Pins	Gms	Points	Won	-1-	-2-	-3-	Total	HDCP	High	HDCP	High	HDCP	High	Pins +	
													Total	Game	Game	Sers	Sers		HDCP	
1 - Tomorrow's Hangover			Avg=598																	
144		Brian Robinson	153	69	5059	33	26.0	185	135	203		523	736	203	275	533	746		7399	
147		Jason Lee	154	68	2314	15	12.0	161	141	133		435	633	187	261	523	745		3376	
144		Joe Williams	bk144	77	947	6	7.0					0	0	174	251	479	699		1409	
151		Chad Eron	147	74	3534	24	16.0	156	137	168		461	686	212	296	492	744		6018	
135		Ryan Knerr	124	95	2232	18	8.0	141	101	105		347	629	177	268	425	680		4452	
129		Andrew Williams	139	81	1254	9	9.0					0	0	176	266	465	735		2064	
166		Jim Oswald	162	61	5347	33	19.0					0	0	235	305	571	781		7423	
2 - Ten Pin Wizards			Avg=720																	
188		Kenny Lee	193	33	2323	12	9.0					0	0	228	261	601	686		2755	
175		John Bachofer	179	45	5923	33	27.5	193	145	181		519	654	229	275	622	760		8071	
149		Russell Jordan	154	68	2772	18	11.0	144	142	144		430	628	211	276	541	716		3984	
202		Keith Nance	194	32	7018	36	30.5	219	188	222		629	728	255	289	647	749		8149	
222		Ryan Nance	210	18	7571	36	24.0	193	181	252		626	680	279	273	740	744		8036	
158		Ben Watson	bk158	64	1011	6	4.0					0	0	193	251	509	694		1395	

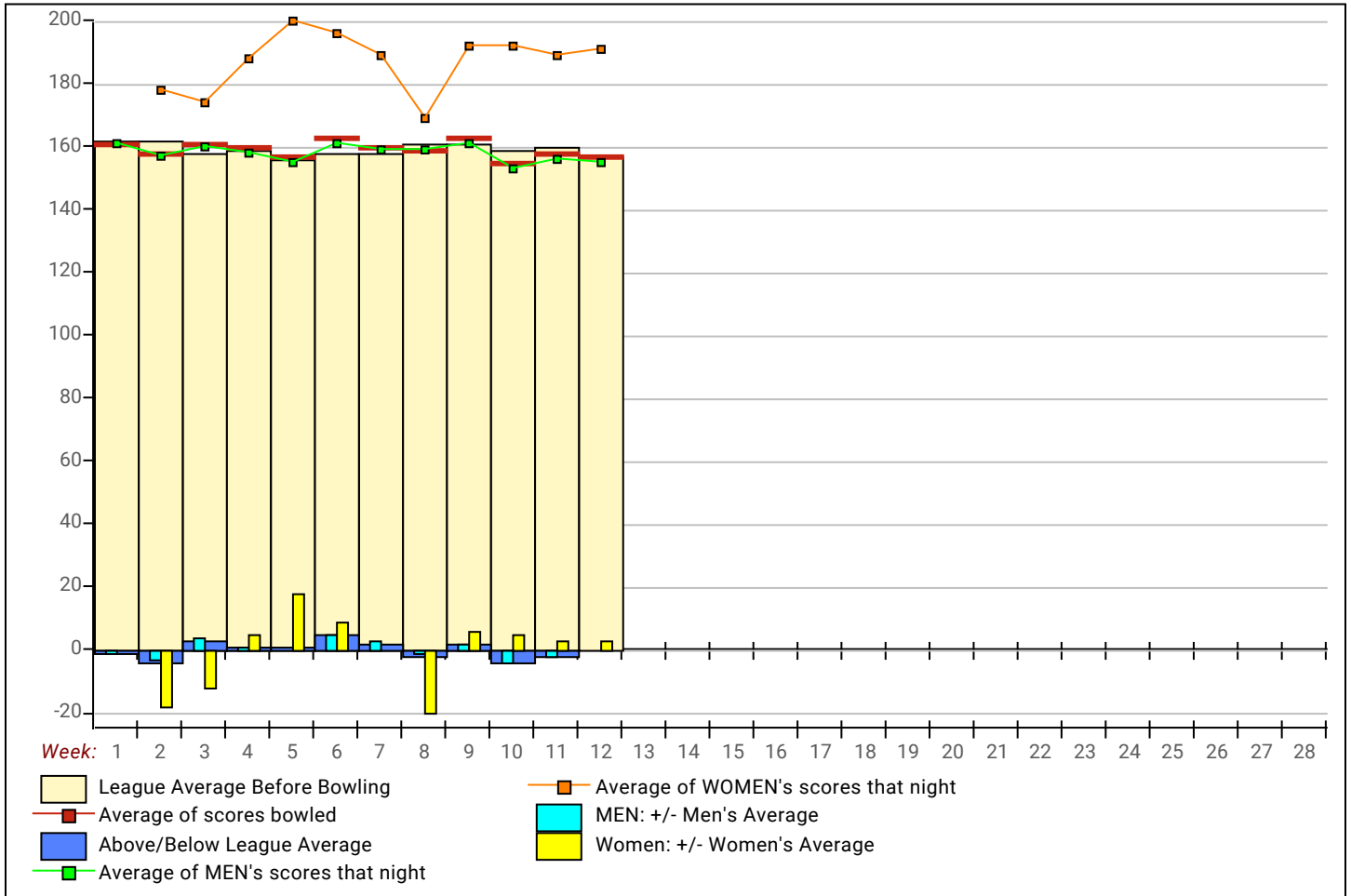
Book					Points					HDCP	High	HDCP	High	HDCP	Pins +	
Avg	Name	Avg	HDCP	Pins	Gms	Won	-1-	-2-	-3-	Total	Total	Game	Game	Sers	Sers	HDCP
3 - The Pandemic Avg=694																
166	Chris Jones	163	60	5881	36	22.0	212	127	139	478	658	229	281	578	751	7897
182	Autumn Meredith	185	40	6106	33	20.0	159	175	232	566	689	243	297	636	780	7567
183	Bryant Hornsby	bk183	42	0	0					0	0	0		0		0
163	Umang Patel	bk163	60	0	0					0	0	0		0		0
181	Amanda Green	bk181	44	531	3	4.0				0	0	189		531		663
203	Lauren Douglas	191	35	6899	36	28.0	189	156	233	578	683	257	284	662	770	8015
196	Alex Dundon	201	26	7264	36	30.0	233	195	174	602	680	277	307	658	748	8227
4 - Straight Hookin' Avg=526																
145	Billy Fisher	144	77	5209	36	24.0	106	159	140	405	633	214	292	504	738	8011
—	Shelton Boland	101	116	303	3					0	0	118		303		651
151	Brad Boland	136	84	4092	30	13.0	137	134	155	426	681	210	281	472	694	7131
164	Hunter Jones	145	76	4807	33	14.0	152	123	137	412	637	217	288	510	732	7714
150	Pat Boland	142	79	4714	33	18.0	161	175	154	490	733	179	262	490	733	7954
5 - Ballbarians Avg=577																
125	Billy Riley	137	83	4137	30	25.5				0	0	188	282	464	746	6696
—	Josh Triola	148	73	2227	15	13.0	131	200	153	484	712	200	276	490	718	3340
134	Bill Riley	142	79	5141	36	16.5	108	111	112	331	559	209	285	522	768	7922
—	Chris Vernon	150	72	4521	30	20.5	133	131	133	397	607	209	279	538	712	7176
147	Sangy Steelman	149	72	4037	27	14.0	136	133	123	392	605	187	261	505	721	6644
145	Eddie Kovacik	bk145	76	0	0					0	0	0		0		0
—	Keith Chasteen	bk98	118	0	0					0	0	0		0		0
6 - Scared Splitless Avg=626																
139	Vince Carpri	148	73	4441	30	14.5	142	133	128	403	619	200	276	520	745	6736
153	Gerald Burnett	150	72	4511	30	15.0				0	0	208	278	511	742	6650
156	Stevie Robertson	153	69	4138	27	18.0	191	163	184	538	754	229	312	541	790	6112
184	Andrew Robertson	175	49	4734	27	13.0	210	183	193	586	742	215	262	586	742	6639
165	Ross Carpri	162	61	4376	27	21.0	156	212	145	513	702	212	275	528	709	6011
7 - The Bowling Stones Avg=530																
—	Andrew Brown	101	116	611	6	4.0	117	101	117	335	707	117	241	335	707	1355
150	Wes Ezzell	154	68	3707	24	16.0	193	176	180	549	765	211	287	549	771	6071
123	David Burnum	bk123	96	1112	8	9.0				0	0	179	275	445	733	2089
150	Jimmy Brown	152	70	5507	36	28.5	174	182	139	495	708	203	275	567	783	8156
167	Buddy Jessup	169	54	5607	33	18.5				0	0	225	275	598	760	7323
174	Michael Giardina	172	52	5692	33	29.0	154	236	130	520	676	236	288	551	704	7345
8 - Spare Me Avg=513																
—	Mike Vice	126	93	4543	36	19.0	148	122	173	443	728	173	268	443	728	7963
125	Jonathan Hand	128	91	3867	30	17.0	128	140	126	394	667	195	289	427	709	7890
131	Terry Knight	137	83	4525	33	18.0	122	125	146	393	642	204	288	466	718	7297
—	Greg Peterson	122	97	4407	36	25.5	123	134	124	381	672	166	265	448	745	8094
—	Will Gurner	152	70	456	3	1.0				0	0	185		456		666
9 - Conspiracy Theory Avg=741																
180	Donnie Shunnarah	166	57	3492	21	15.0				0	0	222	247	583	692	5175
204	John Young	215	13	3876	18	17.0				0	0	268	284	696	765	4233
179	Mike Karam	179	45	2159	12	6.5	176	132	176	484	601	217	262	584	719	2681
194	Joey Stamba	181	44	3802	21	8.0	145	165	172	482	605	246	278	603	720	4555
195	Kurt Dinga	193	33	6961	36	25.0	182	171	194	547	643	245	281	657	765	8176
215	Mike Dixon	217	11	7172	33	27.0	194	184	193	571	598	286	303	768	819	7715

Book					Points					HDCP	High	HDCP	High	HDCP	Pins +	
Avg	Name	Avg	HDCP	Pins	Gms	Won	-1-	-2-	-3-	Total	Total	Game	Game	Sers	Sers	HDCP
10 - Split Happens Avg=378																
123	Charlie Lorino	bk123	96	0	0					0	0	0		0		1254
---	Pat Martin	0	0	0	0					0	0	0		0		544
120	Sam Lorino	127	92	4606	36	32.5	94	104	133	331	601	169	260	475	748	7948
127	Paul Lorino	128	91	4614	36	24.0	112	139	139	390	663	174	266	413	689	7911
132	Bobby Lorino	129	90	3119	24	16.5	163	130	127	420	693	163	254	433	697	5885
142	Brian Lorino	143	78	4727	33	28.0	a133	a133	a133	399	633	174	253	480	723	7943
11 - Pocket Pounders Avg=674																
151	Mark Gray	165	58	3965	24	18.5				0	0	217	288	588	801	5378
155	Chris Mitchell	173	51	2079	12	12.0				0	0	216	283	570	726	2820
159	Jacob Brown	149	72	4040	27	18.0	173	175	129	477	696	198	276	540	774	5981
190	Frankie Portera	187	38	3943	21	19.0				0	0	258	308	648	798	4786
162	Mike Portera	159	63	2395	15	10.5	127	195	142	464	653	198	259	539	710	3298
150	Jeff Brown	160	63	3849	24	19.0	156	150	169	475	664	232	304	580	796	5370
170	Tony Carpri	159	63	3347	21	15.0	190	166	148	504	699	211	265	550	712	4613
12 - BYE Avg=0																

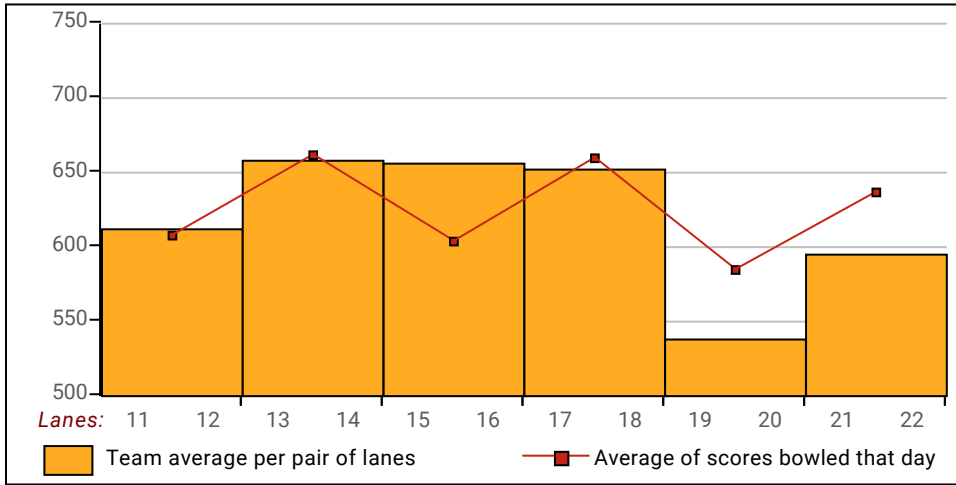
High match Points: All Members of This League

Name	Points Won	Points Lost	Name	Points Won	Points Lost
Sam Lorino	32.5	15.5	Chad Eron	16.0	16.0
Keith Nance	30.5	17.5	Wes Ezzell	16.0	16.0
Alex Dundon	30.0	18.0	Tony Carpri	15.0	13.0
Michael Giardina	29.0	15.0	Donnie Shunnarah	15.0	13.0
Jimmy Brown	28.5	19.5	Gerald Burnett	15.0	25.0
Brian Lorino	28.0	16.0	Vince Carpri	14.5	25.5
Lauren Douglas	28.0	20.0	Hunter Jones	14.0	30.0
John Bachofer	27.5	16.5	Sangy Steelman	14.0	22.0
Mike Dixon	27.0	17.0	Brad Boland	13.0	27.0
Brian Robinson	26.0	18.0	Andrew Robertson	13.0	23.0
Billy Riley	25.5	14.5	Josh Triola	13.0	7.0
Greg Peterson	25.5	22.5	Chris Mitchell	12.0	4.0
Kurt Dinga	25.0	23.0	Jason Lee	12.0	8.0
Billy Fisher	24.0	24.0	Russell Jordan	11.0	13.0
Paul Lorino	24.0	24.0	Mike Portera	10.5	9.5
Ryan Nance	24.0	24.0	Kenny Lee	9.0	7.0
Chris Jones	22.0	26.0	Andrew Williams	9.0	3.0
Ross Carpri	21.0	15.0	David Burnum	9.0	2.0
Chris Vernon	20.5	19.5	Joey Stamba	8.0	20.0
Autumn Meredith	20.0	24.0	Ryan Knerr	8.0	16.0
Jeff Brown	19.0	13.0	Joe Williams	7.0	1.0
Frankie Portera	19.0	9.0	Mike Karam	6.5	9.5
Mike Vice	19.0	29.0	Andrew Brown	4.0	4.0
Jim Oswald	19.0	25.0	Ben Watson	4.0	4.0
Mark Gray	18.5	13.5	Amanda Green	4.0	
Buddy Jessup	18.5	25.5	Will Gurner	1.0	3.0
Pat Boland	18.0	26.0	Bryant Hornsby		
Jacob Brown	18.0	18.0	Keith Chasteen		
Terry Knight	18.0	26.0	Umang Patel		
Stevie Robertson	18.0	18.0	Eddie Kovacic		
Jonathan Hand	17.0	23.0	Travis Diggs		
John Young	17.0	7.0	Charlie Lorino		
Bill Riley	16.5	31.5	Pat Martin		
Bobby Lorino	16.5	15.5	Shelton Boland		4.0

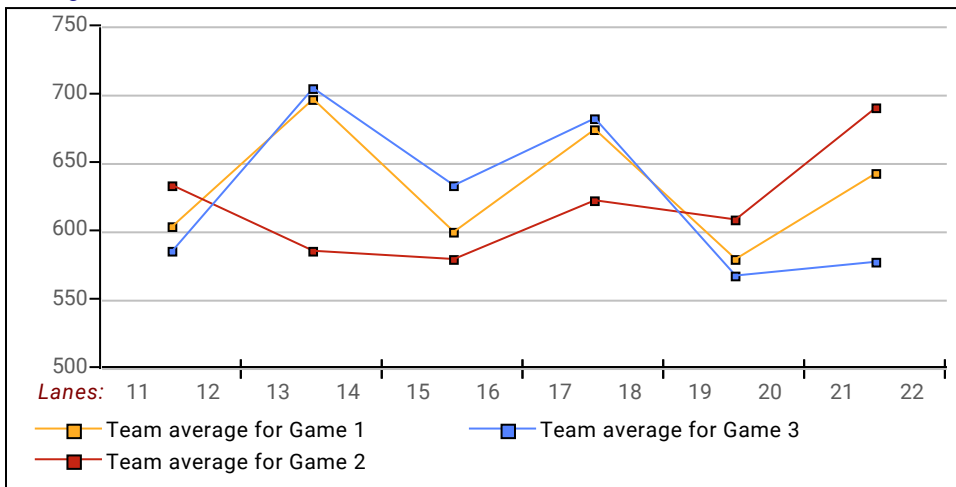
League Average Week-by-Week



Team Average vs Avg of Scores



Average of Scores for Each Game



Amount Over/Under Team Average

