

Premier Living Invitational 2020-2021

Wednesday 7:15 pm

VESTAVIA BOWL

Lanes 11 - 34

Important Messages

6:00PM START: SEPTEMBER, NOVEMBER, JANUARY, MARCH
 8:30PM START: OCTOBER, DECEMBER, FEBRUARY, APRIL

Lane Assignments

	11-12	13-14	15-16	17-18	19-20	21-22	23-24	25-26	27-28	29-30	31-32	33-34
Wk05 09/30	-11-	-8-	-9-	-7-	-1-	-5-	-6-	-3-	-2-	-4-	-10-	-12-
Wk06 10/07	-10-	-6-	-11-	-1-	-3-	-8-	-9-	-5-	-7-	-4-	-2-	-12-

Team Standings

Place	#	Team Name	Points Won	Points Lost	Year-To-Date WON	Scratch Pins	Pins + HDCP	High Sers	HDCP Sers	High Game	HDCP Game
1	5	Ballbarians	73½	26½	73½	7038	10812	1859	2837	658	982
2	11	Pocket Pounders	70½	29½	70½	8189	11024	2137	2854	755	994
3	7	The Bowling Stones	70	30	70	7545	10719	1966	2818	725	1009
4	10	Split Happens	69	31	69	6181	10402	1611	2625	547	903
5	2	Team 2	68	32	68	9353	11120	2391	2866	860	1020
6	3	The Pindemic	58	42	58	8959	10810	2330	2792	823	978
7	8	Team 8	46	54	46	6016	10561	1675	2854	593	986
8	1	Tomorrow's Hangover	39	61	39	6898	10471	1822	2746	645	953
9	9	Conspiracy Theory	36	64	36	9017	10502	2338	2701	853	974
10	6	Scared Splitless	21½	78½	21½	7484	10481	1965	2712	680	929
11	4	Straight Hookin'	20	80	20	6674	10193	1738	2572	611	889
12	12	BYE	0	0	0	0	0	0	0	0	0

Review of Last Week's Bowling.....

Lanes	Team Name	HDCP -1-	HDCP -2-	HDCP -3-	HDCP Total	Last Wk WON	Team Name	HDCP -1-	HDCP -2-	HDCP -3-	HDCP Total	Last Wk WON
11-12	Tomorrow's Hangover	896	953	897	2746	15	<---> The Pindemic	893	847	978	2718	10
13-14	Ballbarians	824	891	877	2592	16	<---> Team 8	806	881	839	2526	9
15-16	Conspiracy Theory	929	841	848	2618	4	<---> Team 2	990	976	873	2839	21
17-18	Split Happens	822	895	888	2605	21	<---> Straight Hookin'	820	854	832	2506	4
19-20	Pocket Pounders	994	976	884	2854	19	<---> Scared Splitless	878	879	922	2679	6
21-22	The Bowling Stones	1009	942	867	2818	19	<---> BYE	878	879	922	2679	0

Last Week's Top Scores

Scratch Game	827	Team 2	823	The Pindemic	788	Conspiracy Theory
	755	Pocket Pounders	725	The Bowling Stones	663	Scared Splitless
Scratch Series	2350	Team 2	2253	The Pindemic	2195	Conspiracy Theory
	2137	Pocket Pounders	1966	The Bowling Stones	1902	Scared Splitless
Handicap Game	1009	The Bowling Stones	994	Pocket Pounders	990	Team 2
	978	The Pindemic	953	Tomorrow's Hangover	929	Conspiracy Theory
Handicap Series	2854	Pocket Pounders	2839	Team 2	2818	The Bowling Stones
	2746	Tomorrow's Hangover	2718	The Pindemic	2679	Scared Splitless
Scratch Game	265	Ryan Nance	258	Frankie Portera	244	Mike Dixon
	243	Autumn Meredith	232	Jeff Brown	214	Alex Dundon
Scratch Series	720	Ryan Nance	648	Frankie Portera	625	Mike Dixon
	618	Autumn Meredith	601	Keith Nance	590	Buddy Jessup
Handicap Game	308	Frankie Portera	304	Jeff Brown	297	Autumn Meredith
	282	Billy Riley	273	Ryan Nance	273	Mike Dixon
Handicap Series	798	Frankie Portera	796	Jeff Brown	780	Autumn Meredith
	755	Buddy Jessup	746	Billy Riley	745	Brian Robinson

Season High Scores

Team Scratch Game		Team Scratch Series		Team Handicap Game		Team Handicap Series	
860	Team 2	2391	Team 2	1020	Team 2	2866	Team 2
853	Conspiracy Theory	2338	Conspiracy Theory	1009	The Bowling Stones	2854	Team 8
823	The Pindemic	2330	The Pindemic	994	Pocket Pounders	2854	Pocket Pounders
755	Pocket Pounders	2137	Pocket Pounders	986	Team 8	2837	Ballbarians
725	The Bowling Stones	1966	The Bowling Stones	982	Ballbarians	2818	The Bowling Stone
680	Scared Splitless	1965	Scared Splitless	978	The Pindemic	2792	The Pindemic
658	Ballbarians	1859	Ballbarians	974	Conspiracy Theory	2746	Tomorrow's Hango
645	Tomorrow's Hangover	1822	Tomorrow's Hangover	953	Tomorrow's Hangover	2712	Scared Splitless
Scratch Game		Scratch Series		Handicap Game		Handicap Series	
279	Ryan Nance	740	Ryan Nance	308	Frankie Portera	801	Mark Gray
277	Alex Dundon	658	Alex Dundon	307	Alex Dundon	798	Frankie Portera
258	Frankie Portera	648	Frankie Portera	304	Jeff Brown	796	Jeff Brown
257	Lauren Douglas	648	Lauren Douglas	297	Autumn Meredith	780	Autumn Meredith
254	Keith Nance	634	Mike Dixon	289	Jonathan Hand	755	Buddy Jessup
246	Joey Stamba	618	Autumn Meredith	288	Mark Gray	748	Alex Dundon
244	Mike Dixon	615	Keith Nance	282	Billy Riley	746	Brian Robinson
243	Autumn Meredith	603	Kurt Dinga	279	Chris Vernon	746	Billy Riley

Most Improved Average

149	to	180.33	=	+31.33	Russell Jordan	151	to	179.33	=	+28.33	Mark Gray
150	to	176.56	=	+26.56	Jeff Brown	162	to	179.67	=	+17.67	Mike Portera
125	to	141.22	=	+16.22	Billy Riley						

Most Un-Improved Averages

170	to	148.00	=	-22.00	Tony Carpri	151	to	129.17	=	-21.83	Brad Boland
151	to	132.83	=	-18.17	Chad Eron	156	to	139.67	=	-16.33	Stevie Robertson
215	to	199.92	=	-15.08	Mike Dixon						

Individual High Averages

225.75	Ryan Nance	206.25	Alex Dundon	199.92	Mike Dixon	191.50	Keith Nance	190.00	Kurt Dinga
189.50	Lauren Douglas	184.92	Frankie Portera	178.25	Autumn Meredith	176.67	John Bachofer	175.92	Michael Giardina

High Individual Match Points

14	Michael Giardina	13	Alex Dundon	13	Ryan Nance	13	Brian Lorino	12	Mark Gray
----	------------------	----	-------------	----	------------	----	--------------	----	-----------

Team Rosters

ID #	Name	Avg HDCP		Pins Gms		Points				HDCP Total	High Game	HDCP Game	High Sers	HDCP Sers	Pins + HDCP	
						Won	-1-	-2-	-3-							Total
1 - Tomorrow's Hangover																
100	Brian Robinson	159	63	1437	9	7.0	149	187	178	514	745	198	275	515	746	2130
102	Chad Eron	bk151	71	797	6	4.0				0	0	154	225	427	640	1859
125	Joe Williams	bk144	77	479	3	3.0	150	163	166	479	710	166		479		710
116	Andrew Williams	bk129	90	393	3	1.0				0	0	145		393		663
101	Ryan Knerr	128	91	1160	9	5.0	138	139	96	373	628	163	248	425	680	2555
99	Jim Oswald	152	70	1834	12	4.0	151	156	149	456	663	173	230	486	663	2554
131	Jason Lee	bk147	74	0	0					0	0	0		0		0
2 - Team 2																
89	John Bachofer	176	48	2120	12	10.0	147	187	154	488	620	223	272	577	724	2693
155	Ben Watson	bk158	64	509	3	4.0				0	0	193		509		701
135	Russell Jordan	bk147	74	541	3	3.0	202	211	128	541	763	211		541		763
108	Kenny Lee	bk188	37	1176	6	4.0				0	0	214	251	601	686	1398
145	Keith Nance	191	35	2298	12	7.0	213	205	183	601	712	254	250	615	712	2634
130	Ryan Nance	225	4	2709	12	13.0	265	210	245	720	744	279	273	740	744	2931

ID #	Name	Avg HDCP		Pins Gms		Points				Total	HDCP Total	High Game	HDCP Game	High Sers	HDCP Sers	Pins + HDCP
						Won	-1-	-2-	-3-							
3 - The Pindemic																
154	Autumn Meredith	178	46	2139	12	5.0	170	205	243	618	780	243	297	618	780	2688
153	Lauren Douglas	189	36	2274	12	10.0	200	154	155	509	599	257	239	648	651	2580
136	Chris Jones	172	52	2071	12	10.0	161	187	211	559	724	217	274	559	724	2749
118	Alex Dundon	206	21	2475	12	13.0	207	146	214	567	615	277	307	658	748	2793
50	Bryant Hornsby	bk183	42	0	0					0	0	0		0		0
69	Umang Patel	bk163	60	0	0					0	0	0		0		0
159	Amanda Green	bk181	44	0	0					0	0	0		0		0
4 - Straight Hookin'																
14	Billy Fisher	141	80	1702	12	9.0	127	171	152	450	693	178	254	450	693	2629
156	Shelton Boland	101	116	303	3					0	0	118		303		651
13	Pat Boland	137	83	1233	9	1.0	a127	a127	a127	381	630	162	232	438	628	2511
15	Brad Boland	bk151	71	775	6		127	114	114	355	568	158	198	420	568	1837
18	Hunter Jones	155	67	1395	9	3.0	145	148	145	438	615	197	239	495	672	2565
5 - Ballbarians																
122	Billy Riley	141	80	1271	9	9.0	134	142	188	464	746	188	282	464	746	2117
55	Bill Riley	138	82	1662	12	6.5	112	146	124	382	619	177	263	467	725	2673
38	Chris Vernon	159	63	1916	12	10.0	145	133	139	417	588	209	279	538	712	2717
58	Sangy Steelman	bk147	74	417	3	2.0	129	166	122	417	639	166		417		1272
157	Josh Triola	151	71	1361	9	10.0				0	0	173	249	490	718	2033
84	Eddie Kovacik	bk145	76	0	0					0	0	0		0		0
57	Keith Chasteen	bk98	118	0	0					0	0	0		0		0
6 - Scared Splitless																
123	Stevie Robertson	bk156	66	838	6	3.0				0	0	198	264	494	692	1234
43	Ross Carpri	163	60	1468	9	7.0	154	141	174	469	643	192	232	528	645	1990
87	Vince Carpri	141	80	1274	9	2.5	114	128	118	360	603	168	249	464	707	2003
104	Gerald Burnett	149	72	1788	12	3.0	174	161	170	505	742	179	253	505	742	2646
114	Andrew Robertson	177	47	1594	9	2.0	177	190	201	568	691	215	242	568	691	2608
7 - The Bowling Stones																
105	Wes Ezzell	bk150	72	424	3					0	0	167		424		1276
124	David Burnum	bk123	96	667	5	6.0	135	135	102	372	660	158	231	372	429	1356
106	Jimmy Brown	141	80	1700	12	10.0	188	125	140	453	699	188	270	453	699	2594
91	Buddy Jessup	175	49	2110	12	9.0	213	197	180	590	755	213	269	590	755	2779
92	Michael Giardina	175	49	2111	12	14.0	189	201	161	551	704	201	252	551	704	2714
8 - Team 8																
128	Jonathan Hand	bk125	94	808	6	4.0	a115	a115	a115	345	627	195	289	427	709	2626
86	Terry Knight	138	82	1242	9	11.0	125	146	137	408	675	151	240	423	690	2043
144	Greg Peterson	115	103	1385	12	11.0	77	132	106	315	615	153	262	418	745	2660
85	Mike Vice	119	99	1435	12	6.0	110	109	102	321	609	173	267	407	710	2566
158	Will Gurner	152	70	456	3	1.0				0	0	185		456		666
9 - Conspiracy Theory																
34	Donnie Shunnarah	175	49	1581	9	7.0	151	147	143	441	576	222	247	583	692	2631
20	Joey Stamba	186	39	1680	9	4.0	207	184	177	568	664	246	278	578	674	1968
17	Kurt Dinga	190	36	2280	12	5.0	186	212	163	561	666	214	247	603	666	2664
152	Mike Dixon	199	27	2399	12	6.0	244	157	224	625	712	244	273	634	712	2603
147	John Young	bk204	23	567	3	2.0				0	0	216		567		636
10 - Split Happens																
134	Charlie Lorino	bk123	96	0	0					0	0	0		0		1254
121	Paul Lorino	127	92	1524	12	8.0	103	136	142	381	657	144	236	398	674	2628
140	Sam Lorino	126	93	1516	12	11.0	127	140	120	387	669	161	242	425	669	2689
132	Brian Lorino	141	80	1703	12	13.0	127	148	131	406	637	174	253	449	686	2645
146	Pat Martin	0	0	0	0					0	0	0		0		544
133	Bobby Lorino	bk132	88	378	3	3.0	114	120	144	378	642	144		378		642

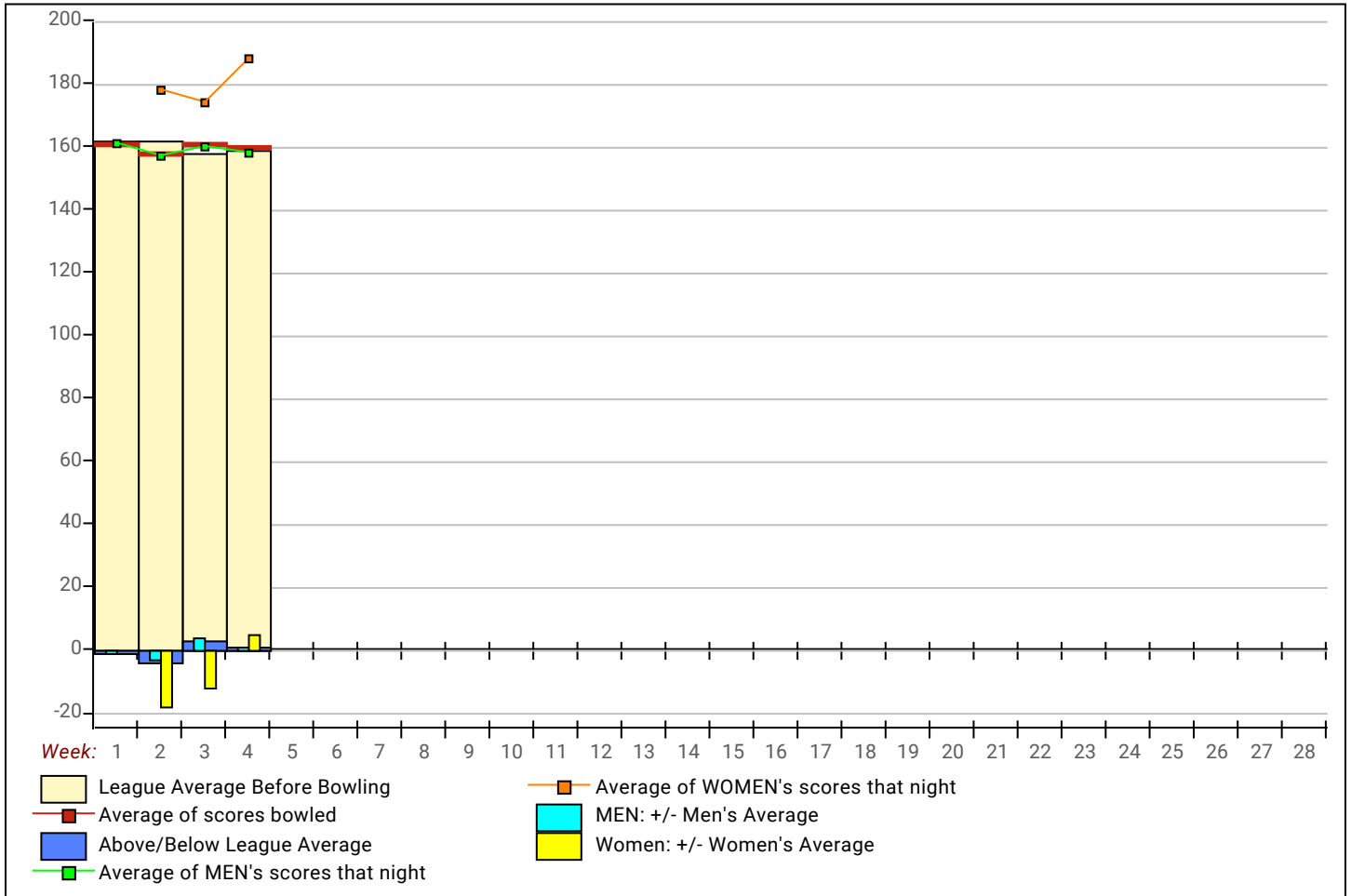
ID #	Name	Avg HDCP		Pins Gms		Points				Total	HDCP Total	High Game	HDCP Game	High Sers	HDCP Sers	Pins + HDCP
						Won	-1-	-2-	-3-							
11 - Pocket Pounders																
27	Mark Gray	179	45	1614	9	12.0				0	0	217	288	588	801	2253
36	Chris Mitchell	bk155	67	0	0					0	0	0		0		0
26	Tony Carpri	bk170	54	888	6	3.0	151	165	136	452	614	174	219	452	614	1212
21	Jacob Brown	148	73	1340	9	6.0	157	150	150	457	646	197	220	474	646	1907
22	Jeff Brown	176	48	1589	9	10.0	189	232	159	580	796	232	304	580	796	2237
25	Frankie Portera	184	41	2219	12	10.0	258	190	200	648	798	258	308	648	798	2693
66	Mike Portera	bk162	61	539	3	1.5				0	0	191		539		722

12 - BYE

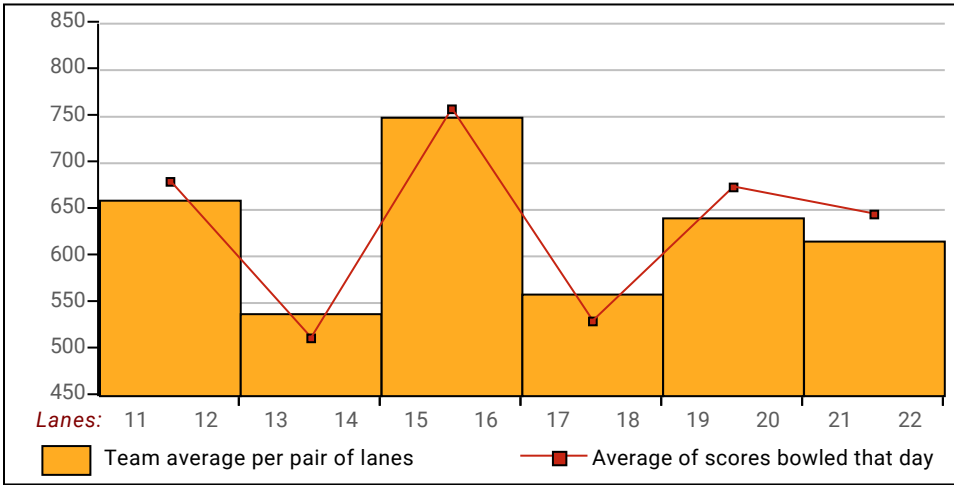
High match Points: All Members of This League

Name	Points Won	Points Lost	Name	Points Won	Points Lost
Michael Giardina	14.0	2.0	Jim Oswald	4.0	12.0
Alex Dundon	13.0	3.0	Chad Eron	4.0	4.0
Ryan Nance	13.0	3.0	Kenny Lee	4.0	4.0
Brian Lorino	13.0	3.0	Jonathan Hand	4.0	4.0
Mark Gray	12.0		Ben Watson	4.0	
Terry Knight	11.0	1.0	Hunter Jones	3.0	9.0
Sam Lorino	11.0	5.0	Tony Carpri	3.0	5.0
Greg Peterson	11.0	5.0	Gerald Burnett	3.0	13.0
Jeff Brown	10.0	2.0	Stevie Robertson	3.0	5.0
Frankie Portera	10.0	6.0	Joe Williams	3.0	1.0
Chris Vernon	10.0	6.0	Bobby Lorino	3.0	1.0
John Bachofer	10.0	6.0	Russell Jordan	3.0	1.0
Jimmy Brown	10.0	6.0	Vince Carpri	2.5	9.5
Chris Jones	10.0	6.0	Sangy Steelman	2.0	2.0
Lauren Douglas	10.0	6.0	Andrew Robertson	2.0	10.0
Josh Triola	10.0	2.0	John Young	2.0	2.0
Billy Fisher	9.0	7.0	Mike Portera	1.5	2.5
Buddy Jessup	9.0	7.0	Pat Boland	1.0	11.0
Billy Riley	9.0	3.0	Andrew Williams	1.0	3.0
Paul Lorino	8.0	8.0	Will Gurner	1.0	3.0
Donnie Shunnarah	7.0	5.0	Brad Boland		8.0
Ross Carpri	7.0	5.0	Chris Mitchell		
Brian Robinson	7.0	5.0	Bryant Hornsby		
Keith Nance	7.0	9.0	Keith Chasteen		
Bill Riley	6.5	9.5	Umang Patel		
Jacob Brown	6.0	6.0	Eddie Kovacik		
Mike Vice	6.0	10.0	Wes Ezzell		4.0
David Burnum	6.0	1.0	Jason Lee		
Mike Dixon	6.0	10.0	Charlie Lorino		
Kurt Dinga	5.0	11.0	Pat Martin		
Ryan Knerr	5.0	7.0	Shelton Boland		4.0
Autumn Meredith	5.0	11.0	Amanda Green		
Joey Stamba	4.0	8.0			

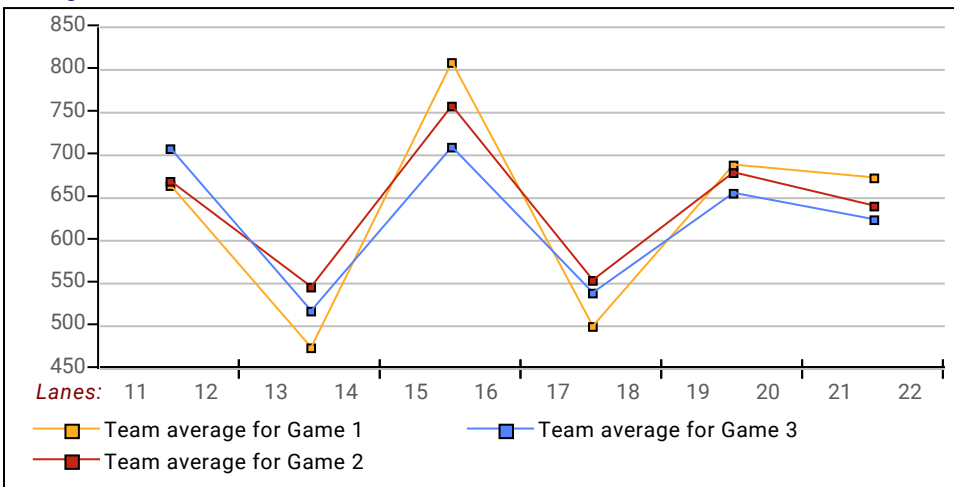
League Average Week-by-Week



Team Average vs Avg of Scores



Average of Scores for Each Game



Amount Over/Under Team Average

