

6:00PM SHIFT: JANUARY, MARCH  
8:30PM SHIFT: FEBRUARY, APRIL

### Lane Assignments

	11-12	13-14	15-16	17-18	19-20	21-22	23-24	25-26	27-28	29-30	31-32	33-34
Wk18 01/27	- 8-	- 3-	- 6-	-10-	- 5-	- 9-	- 1-	-11-	- 4-	- 7-	- 2-	-12-
Wk19 02/03	-10-	- 2-	- 7-	- 5-	-11-	- 3-	- 8-	- 6-	- 9-	- 1-	- 4-	-12-

### Team Standings

Place	#	Team Name	Points Won	Points Lost	Scratch Pins	Pins + HDCP	High Sers	HDCP Sers	High Game	HDCP Game	Team Avg
1	5	Ballbarians	52	23	29727	45135	1880	2837	699	1005	582
2	2	Ten Pin Wizards	51	24	38121	45828	2426	2918	867	1031	735
3	6	Scared Splitless	49	26	31967	45362	2047	2833	749	1000	608
4	9	Conspiracy Theory	48	27	39254	45983	2700	3042	941	1056	760
5	1	Tomorrow's Hangover	45½	29½	30505	45538	1974	2871	722	1028	566
6	4	Straight Hookin'	43	32	29145	45195	1877	2825	692	1008	543
7	10	Split Happens	41	34	26882	44750	1744	2809	627	979	507
8	3	The Pindemic	27½	47½	37547	45629	2346	2853	846	1003	734
9	11	Pocket Pounders - 1	27	48	33481	45517	2137	2854	783	1010	641
10	7	The Bowling Stones - 1	25	50	31865	45593	2115	2868	731	1014	537
11	8	Spare Me	22	53	25824	44787	1675	2854	659	1028	480
12	12	BYE	0	0	0	0	0	0	0	0	0

### Review of Last Week's Bowling.....

Pairing	Team Name	HDCP -1-	HDCP -2-	HDCP -3-	HDCP Total	Last Wk WON	Team Name	HDCP -1-	HDCP -2-	HDCP -3-	HDCP Total	Last Wk WON
-1-	Ballbarians	871	870	857	2598	6	<---> Tomorrow's Hangover	867	957	948	2772	19
-2-	Spare Me	888	871	896	2655	13	<---> Pocket Pounders - 1	831	903	898	2632	12
-3-	Straight Hookin'	860	815	904	2579	9	<---> Ten Pin Wizards	838	860	975	2673	16
-4-	The Bowling Stones -	891	867	837	2595	1	<---> Conspiracy Theory	960	928	1056	2944	24
-5-	The Pindemic	803	850	887	2540	7	<---> Scared Splitless	851	844	891	2586	18
-6-	Split Happens	912	979	862	2753	21	<---> BYE	851	844	891	2586	0

### Last Week's Top Scores

Scratch Game	901	Conspiracy Theory	811	Ten Pin Wizards	725	The Pindemic
	682	Tomorrow's Hangover	676	Pocket Pounders - 1	644	The Bowling Stones - 1
Scratch Series	2479	Conspiracy Theory	2181	Ten Pin Wizards	2054	The Pindemic
	1951	Pocket Pounders - 1	1947	Tomorrow's Hangover	1854	The Bowling Stones - 1
Handicap Game	1056	Conspiracy Theory	979	Split Happens	975	Ten Pin Wizards
	957	Tomorrow's Hangover	904	Straight Hookin'	903	Pocket Pounders - 1
Handicap Series	2944	Conspiracy Theory	2772	Tomorrow's Hangover	2753	Split Happens
	2673	Ten Pin Wizards	2655	Spare Me	2632	Pocket Pounders - 1
Scratch Game	274	John Young	246	Donnie Shunnarah	237	Ryan Nance
	226	Joey Stamba	222	Alex Dundon	204	Frankie Portera
Scratch Series	752	John Young	640	Ryan Nance	592	Joey Stamba
	582	Alex Dundon	569	Kurt Dinga	566	Donnie Shunnarah
Handicap Game	305	Donnie Shunnarah	295	John Young	273	Brian Lorino
	265	Joey Stamba	264	Chad Eron	259	Brian Robinson
Handicap Series	815	John Young	749	Chad Eron	743	Donnie Shunnarah
	709	Joey Stamba	706	Parker Knight	704	Brian Robinson
					704	Jimmy Brown

### Season High Scores

Team Scratch Game		Team Scratch Series		Team Handicap Game		Team Handicap Series	
941	Conspiracy Theory	2700	Conspiracy Theory	1056	Conspiracy Theory	3042	Conspiracy Theory
867	Ten Pin Wizards	2426	Ten Pin Wizards	1031	Ten Pin Wizards	2918	Ten Pin Wizards
846	The Pindemic	2346	The Pindemic	1028	Tomorrow's Hangover	2871	Tomorrow's Hango
783	Pocket Pounders - 1	2137	Pocket Pounders - 1	1028	Spare Me	2868	The Bowling Stone
749	Scared Splitless	2115	The Bowling Stones - 1	1014	The Bowling Stones - 1	2854	Spare Me
731	The Bowling Stones - 1	2047	Scared Splitless	1010	Pocket Pounders - 1	2854	Pocket Pounders -
722	Tomorrow's Hangover	1974	Tomorrow's Hangover	1008	Straight Hookin'	2853	The Pindemic
699	Ballbarians	1880	Ballbarians	1005	Ballbarians	2837	Ballbarians
Scratch Game		Scratch Series		Handicap Game		Handicap Series	
286	Mike Dixon	768	Mike Dixon	312	Stevie Robertson	819	Mike Dixon
279	Ryan Nance	761	Ryan Nance	308	Frankie Portera	815	John Young
277	Alex Dundon	752	John Young	307	Alex Dundon	809	Ryan Nance
274	John Young	677	Alex Dundon	305	Donnie Shunnarah	801	Mark Gray
258	Frankie Portera	662	Lauren Douglas	305	Jim Oswald	798	Frankie Portera
257	Lauren Douglas	660	Kurt Dinga	304	Jeff Brown	796	Jacob Brown
255	Keith Nance	655	Autumn Meredith	303	Mike Dixon	796	Jeff Brown
246	Joey Stamba	648	Frankie Portera	297	Autumn Meredith	790	Stevie Robertson
246	Donnie Shunnarah						

### Most Improved Average

125	to	139.23	=	+14.23	Billy Riley	150	to	161.67	=	+11.67	Jeff Brown
144	to	154.79	=	+10.79	Brian Robinson	151	to	160.64	=	+9.64	Mark Gray
139	to	147.76	=	+8.76	Vince Carpri						

### Most Un-Improved Averages

203	to	185.71	=	-17.29	Lauren Douglas	151	to	137.18	=	-13.82	Brad Boland
180	to	167.44	=	-12.56	Donnie Shunnarah	164	to	151.80	=	-12.20	Hunter Jones
135	to	124.21	=	-10.79	Ryan Knerr						

### Individual High Averages

217.69	Mike Dixon	214.67	Ryan Nance	212.21	John Young	202.94	Alex Dundon	191.31	Keith Nance
189.92	Kurt Dinga	187.22	Joey Stamba	185.71	Lauren Douglas	183.97	Frankie Portera	183.85	Autumn Meredith

### High Individual Match Points

45	Alex Dundon	41.5	Keith Nance	41	Brian Lorino	40	Ryan Nance	38.5	Jimmy Brown
----	-------------	------	-------------	----	--------------	----	------------	------	-------------

### Team Rosters

Book	Avg	Name	Avg	HDCP	Pins	Gms	Points Won	-1-	-2-	-3-	Total	HDCP Total	High Game	HDCP Game	High Sers	HDCP Sers	Pins + HDCP
<b>1 - Tomorrow's Hangover</b>	Avg=566																
144		Brian Robinson	154	68	7430	48	37.0	134	191	175	500	704	203	275	533	746	10799
129		Andrew Williams	140	81	2101	15	14.0				0	0	176	266	465	735	3397
135		Ryan Knerr	124	95	2981	24	9.0				0	0	177	268	425	680	5771
151		Chad Eron	148	73	5329	36	27.0	149	184	188	521	749	212	296	521	749	8707
147		Jason Lee	152	70	3203	21	16.5	151	125	139	415	619	187	261	523	745	4673
166		Jim Oswald	161	62	6778	42	28.0	158	182	171	511	700	235	305	571	781	9412
144		Joe Williams	157	65	1885	12	11.0				0	0	179	251	487	699	2779
<b>2 - Ten Pin Wizards</b>	Avg=735																
175		John Bachofer	176	48	8477	48	37.5	180	160	202	542	686	229	275	622	760	11318
149		Russell Jordan	154	68	5095	33	24.0	147	150	175	472	676	211	276	541	717	7318
202		Keith Nance	191	35	9757	51	41.5	157	173	197	527	629	255	289	647	749	11377
222		Ryan Nance	214	14	10948	51	40.0	190	213	237	640	682	279	294	761	809	11665
188		Kenny Lee	193	33	2323	12	9.0				0	0	228	261	601	686	2755
158		Ben Watson	bk158	64	1011	6	4.0				0	0	193	251	509	694	1395

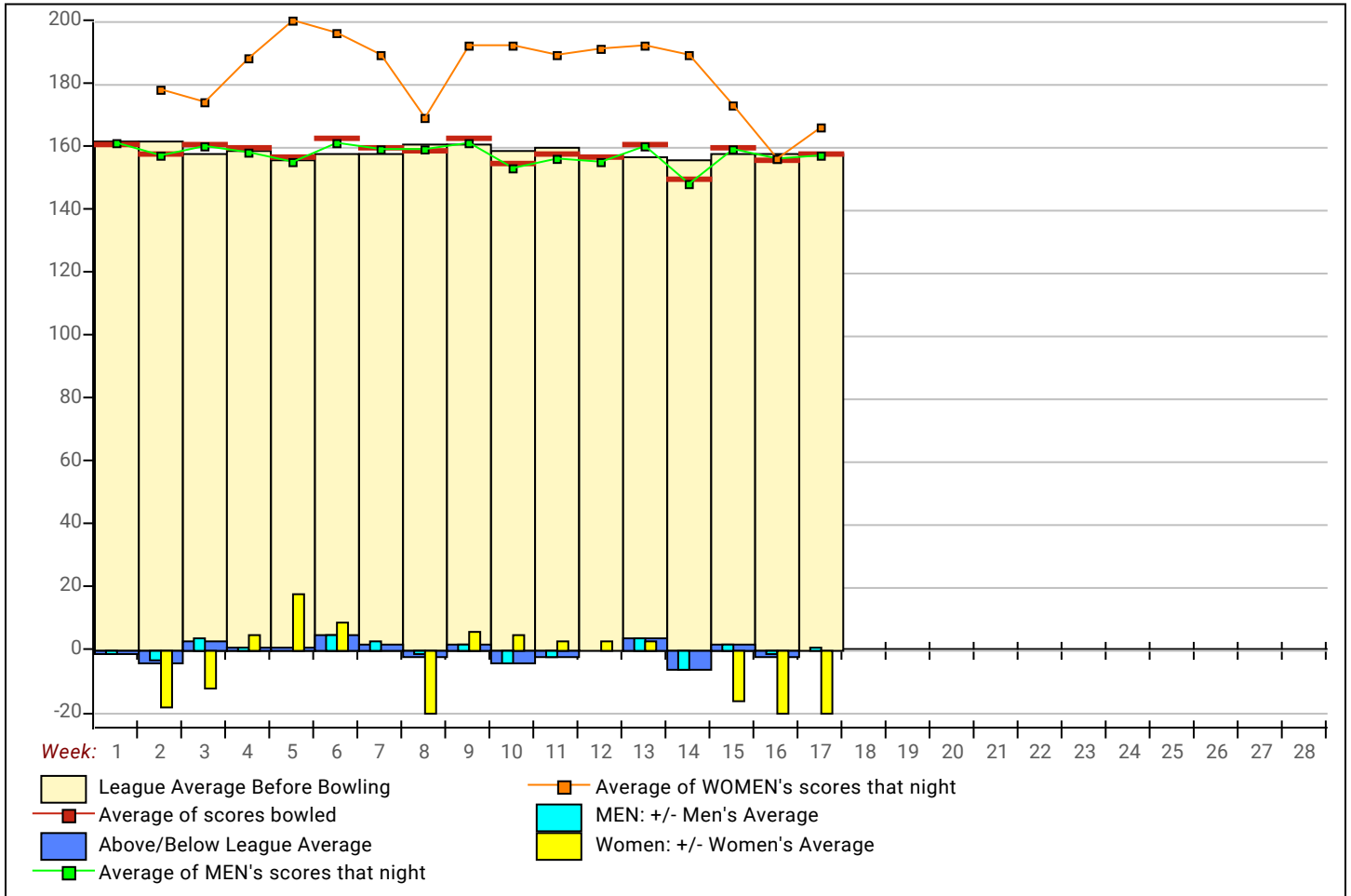
Book	Avg HDCP		Pins Gms		Points	-1-	-2-	-3-	Total	HDCP	High	HDCP	High	HDCP	Pins +	
Avg	Name				Won					Total	Game	Game	Sers	Sers	HDCP	
<b>3 - The Pandemic</b> Avg=734																
166	Chris Jones	164	59	8370	51	36.0	137	<b>160</b>	178	475	652	229	281	578	751	11280
182	Autumn Meredith	183	42	8825	48	26.0	203	155	160	518	641	243	297	655	780	10871
203	Lauren Douglas	185	40	9471	51	32.5	<b>159</b>	155	165	479	593	257	284	662	770	11133
196	Alex Dundon	202	25	10350	51	45.0	142	<b>218</b>	<b>222</b>	582	<b>654</b>	277	307	677	755	11682
181	Amanda Green	bk181	44	531	3	4.0				0	0	189		531		663
163	Umang Patel	bk163	60	0	0					0	0	0		0		0
183	Bryant Hornsby	bk183	42	0	0					0	0	0		0		0
<b>4 - Straight Hookin'</b> Avg=543																
145	Billy Fisher	147	74	7056	48	34.5	<b>161</b>	<b>149</b>	163	473	<b>698</b>	214	292	507	738	10770
___	Shelton Boland	98	118	1176	12	5.0	85	64	92	241	583	120	234	318	666	2556
164	Hunter Jones	151	71	6831	45	25.0				0	0	217	288	559	787	10608
150	Pat Boland	147	74	6643	45	30.0	<b>159</b>	<b>134</b>	<b>176</b>	469	<b>691</b>	209	284	504	735	10798
151	Brad Boland	137	83	6173	45	25.0	110	123	128	361	607	210	281	472	706	10463
<b>5 - Ballbarians</b> Avg=582																
125	Billy Riley	139	81	5430	39	33.5	<b>163</b>	126	119	408	651	188	282	464	746	8727
___	Chris Vernon	152	70	5500	36	24.0	142	146	172	460	670	209	279	538	735	9853
___	Josh Triola	152	70	3663	24	17.0				0	0	220	292	503	719	5427
134	Bill Riley	139	81	7100	51	26.5	125	<b>167</b>	<b>133</b>	425	<b>668</b>	209	285	522	768	11096
147	Sangy Steelman	151	71	6345	42	23.0	139	129	131	399	609	201	273	546	762	10032
145	Eddie Kovacik	bk145	76	0	0					0	0	0		0		0
___	Keith Chasteen	bk98	118	0	0					0	0	0		0		0
<b>6 - Scared Splitless</b> Avg=608																
139	Vince Carpri	147	74	6206	42	23.5	<b>153</b>	136	<b>178</b>	467	<b>689</b>	200	276	520	745	9389
153	Gerald Burnett	152	70	6876	45	29.0	<b>177</b>	<b>135</b>	<b>140</b>	452	<b>662</b>	210	282	511	742	10080
156	Stevie Robertson	149	72	5837	39	22.0				0	0	229	312	541	790	8660
165	Ross Carpri	160	63	6259	39	27.0	128	<b>150</b>	<b>172</b>	450	<b>636</b>	213	275	528	709	8626
184	Andrew Robertson	174	50	6267	36	17.0	<b>139</b>	169	147	455	599	215	262	586	742	8607
<b>7 - The Bowling Stones - 1</b> Avg=537																
___	Andrew Brown	108	109	1621	15	13.0				0	0	150	264	377	719	3394
150	Wes Ezzell	153	69	5059	33	22.0	a143	a143	a143	429	636	211	287	549	771	8671
123	David Burnum	bk123	96	1112	8	9.0				0	0	179	275	445	733	2089
150	Jimmy Brown	153	69	7823	51	38.5	169	<b>187</b>	138	494	704	203	275	567	783	11510
167	Buddy Jessup	170	54	6664	39	24.5	a160	a160	a160	480	642	225	275	598	760	9346
174	Michael Giardina	169	54	8144	48	36.0	172	130	149	451	613	236	288	551	704	10583
<b>8 - Spare Me</b> Avg=480																
___	Parker Knight	132	88	1195	9	9.0	<b>159</b>	<b>161</b>	<b>110</b>	430	<b>706</b>	161	253	430	706	1999
125	Jonathan Hand	126	93	4938	39	20.0	115	<b>137</b>	<b>163</b>	415	697	195	289	427	709	9795
___	Evan Knight	96	120	290	3					0	0	107		290		650
___	Mike Vice	126	93	6439	51	26.0	<b>103</b>	93	125	321	597	173	268	443	728	11251
131	Terry Knight	135	85	6085	45	21.0	<b>148</b>	117	135	400	655	204	288	466	718	10498
___	Greg Peterson	119	99	5029	42	25.5				0	0	166	265	448	745	9928
___	Will Gurner	152	70	456	3	1.0				0	0	185		456		666
<b>9 - Conspiracy Theory</b> Avg=760																
180	Donnie Shunnarah	167	56	4521	27	20.0	<b>167</b>	<b>153</b>	<b>246</b>	566	<b>743</b>	246	305	583	743	6552
194	Joey Stamba	187	38	6740	36	24.0	<b>226</b>	165	<b>201</b>	592	<b>709</b>	246	278	603	723	8111
195	Kurt Dinga	189	36	9686	51	35.0	<b>199</b>	<b>190</b>	<b>180</b>	569	<b>677</b>	245	281	660	765	11417
215	Mike Dixon	217	11	9143	42	31.0				0	0	286	303	768	819	9785
179	Mike Karam	174	50	3133	18	8.5				0	0	217	262	584	719	3925
204	John Young	212	16	5093	24	21.0	<b>213</b>	<b>265</b>	<b>274</b>	752	<b>815</b>	274	295	752	815	5552
151	Melanie Keener	bk151	71	428	3	3.0				0	0	150		428		641

Book	Avg	Name	Avg	HDCP	Pins	Gms	Points Won	-1-	-2-	-3-	Total	HDCP Total	High Game	HDCP Game	High Sers	HDCP Sers	Pins + HDCP
<b>10 - Split Happens</b> Avg=507																	
123		Charlie Lorino	bk123	96	0	0					0	0	0		0		1254
120		Sam Lorino	124	95	6367	51	38.5	<b>152</b>	<b>160</b>	95	407	<b>692</b>	169	260	475	748	11116
127		Paul Lorino	128	91	6549	51	37.0	132	<b>142</b>	<b>140</b>	414	<b>690</b>	174	266	414	690	11220
132		Bobby Lorino	132	88	5174	39	29.5	<b>132</b>	<b>129</b>	<b>147</b>	408	<b>672</b>	172	262	467	737	9272
142		Brian Lorino	145	76	6961	48	41.0	<b>144</b>	<b>196</b>	<b>128</b>	468	<b>699</b>	196	273	488	725	11344
---		Pat Martin	0	0	0	0					0	0	0		0		544
<b>11 - Pocket Pounders - 1</b> Avg=641																	
155		Chris Mitchell	165	58	3477	21	14.0	121	192	133	446	611	216	283	570	726	4695
159		Jacob Brown	154	68	5550	36	25.0	<b>187</b>	156	148	491	<b>698</b>	209	281	580	796	8754
151		Mark Gray	160	63	5783	36	24.5	132	<b>148</b>	<b>186</b>	466	<b>652</b>	217	288	588	801	7925
162		Mike Portera	162	61	2916	18	13.5				0	0	219	282	539	710	4008
190		Frankie Portera	183	42	6255	34	27.0	164	<b>180</b>	<b>204</b>	548	<b>671</b>	258	308	648	798	8058
150		Jeff Brown	161	62	4365	27	20.0				0	0	232	304	580	796	6075
170		Tony Carpri	161	62	4358	27	21.0				0	0	211	265	550	712	6002
<b>12 - BYE</b> Avg=0																	

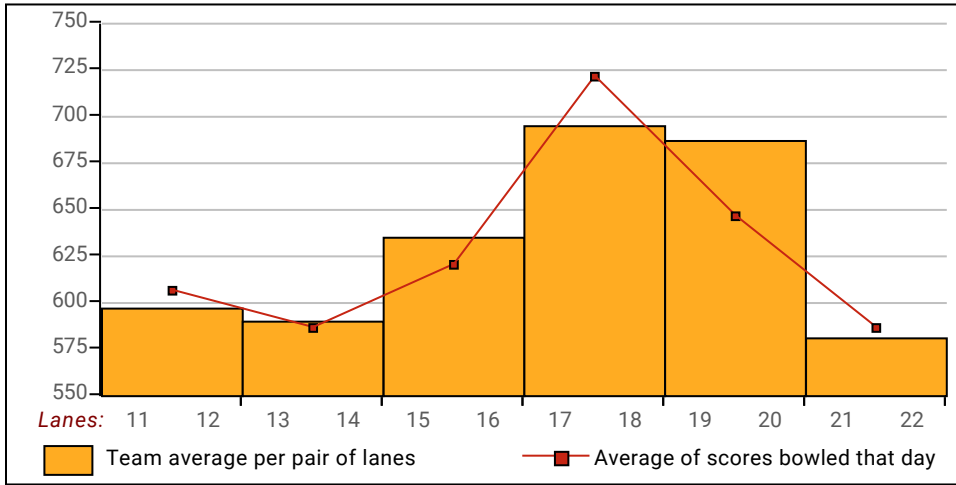
**High match Points: All Members of This League**

Name	Points Won	Points Lost	Name	Points Won	Points Lost
Alex Dundon	45.0	23.0	Sangy Steelman	23.0	33.0
Keith Nance	41.5	26.5	Wes Ezzell	22.0	22.0
Brian Lorino	41.0	23.0	Stevie Robertson	22.0	30.0
Ryan Nance	40.0	28.0	Tony Carpri	21.0	15.0
Jimmy Brown	38.5	29.5	Terry Knight	21.0	39.0
Sam Lorino	38.5	29.5	John Young	21.0	11.0
John Bachofer	37.5	26.5	Jeff Brown	20.0	16.0
Brian Robinson	37.0	27.0	Donnie Shunnarah	20.0	16.0
Paul Lorino	37.0	31.0	Jonathan Hand	20.0	32.0
Michael Giardina	36.0	28.0	Andrew Robertson	17.0	31.0
Chris Jones	36.0	32.0	Josh Triola	17.0	15.0
Kurt Dinga	35.0	33.0	Jason Lee	16.5	11.5
Billy Fisher	34.5	29.5	Chris Mitchell	14.0	14.0
Billy Riley	33.5	18.5	Andrew Williams	14.0	6.0
Lauren Douglas	32.5	35.5	Mike Portera	13.5	10.5
Mike Dixon	31.0	25.0	Andrew Brown	13.0	7.0
Pat Boland	30.0	30.0	Joe Williams	11.0	5.0
Bobby Lorino	29.5	22.5	Ryan Knerr	9.0	23.0
Gerald Burnett	29.0	31.0	Kenny Lee	9.0	7.0
Jim Oswald	28.0	28.0	David Burnum	9.0	2.0
Frankie Portera	27.0	19.0	Parker Knight	9.0	3.0
Ross Carpri	27.0	25.0	Mike Karam	8.5	15.5
Chad Eron	27.0	21.0	Shelton Boland	5.0	11.0
Bill Riley	26.5	41.5	Ben Watson	4.0	4.0
Mike Vice	26.0	42.0	Amanda Green	4.0	
Autumn Meredith	26.0	38.0	Melanie Keener	3.0	1.0
Greg Peterson	25.5	30.5	Will Gurner	1.0	3.0
Brad Boland	25.0	35.0	Bryant Hornsby		
Hunter Jones	25.0	35.0	Keith Chasteen		
Jacob Brown	25.0	23.0	Umang Patel		
Mark Gray	24.5	23.5	Eddie Kovacic		
Buddy Jessup	24.5	27.5	Travis Diggs		
Joey Stamba	24.0	24.0	Charlie Lorino		
Chris Vernon	24.0	24.0	Pat Martin		
Russell Jordan	24.0	20.0	Evan Knight		4.0
Vince Carpri	23.5	32.5			

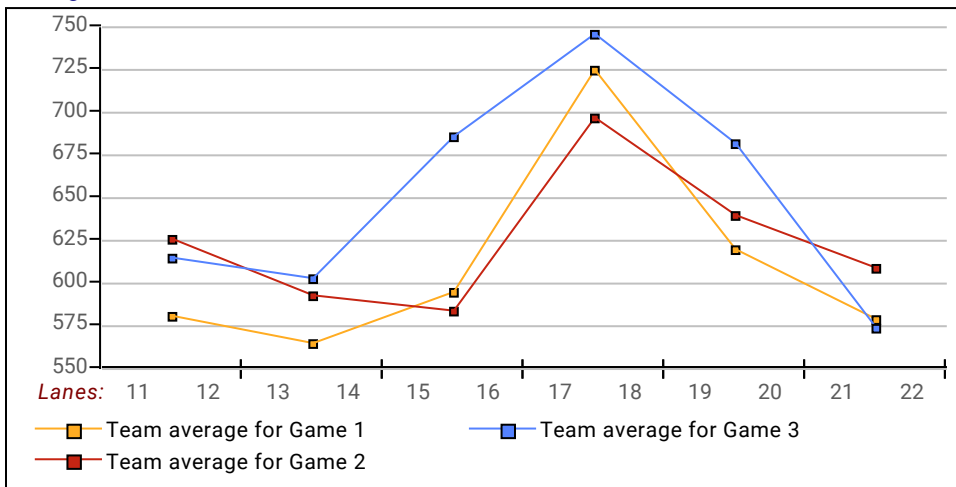
League Average Week-by-Week



**Team Average vs Avg of Scores**



**Average of Scores for Each Game**



**Amount Over/Under Team Average**

