

Wednesday 7:15 pm

Vestavia Bowl

Lanes 7 - 20

USBC Certification:

Lane Assignments

	<u>7-8</u>	<u>9-10</u>	<u>11-12</u>	<u>13-14</u>	<u>15-16</u>	<u>17-18</u>	<u>19-20</u>	
Wk28 04/17	9-4	7-1	8-5	2-10	13-14	12-6	3-11	Position Round

Team Standings

Place	#	Team Name	Points Won	Points Lost	Year-To-Date WON	Pins + HDCP	Scratch Pins	High Sers	High Game	HDCP Sers	HDCP Game
1	9	Pocket Pounders	206½	118½	389½	72845	52631	2167	799	2917	1040
2	4	Game of Throws	192	133	361	72451	48778	1976	742	2888	1046
3	7	The Avengers	190½	134½	339½	73245	57135	2333	823	2911	1022
4	1	The Filling Station	175½	149½	339½	71824	41836	1671	651	2817	1011
5	8	Kiss My Average	171½	153½	342	71875	48328	1956	736	2886	1023
6	5	Snakes on a Lane	165	160	331½	72651	54054	2190	795	2847	1016
7	2	Iron Bowlers	163	162	343½	71947	42964	1723	672	2755	1022
8	10	Tomorrow's Hangover	158½	166½	328½	72251	47644	1999	703	2938	1016
9	13	Straight Hookin'	153½	171½	337½	71905	48562	2033	724	2900	1024
10	14	Gotham City Rollers	138½	186½	317	73315	61312	2439	912	2887	1078
11	12	Bowl Movements	129	196	353½	71853	54927	2236	798	2881	1022
12	6	The Bowling Stones	128	197	326	72676	52246	2192	763	2942	1008
13	3	Aches and Pains	122½	202½	262½	71551	48217	2023	765	2857	1043
14	11	BYE	0	0	0	0	0	0	0	0	0

Review of Last Week's Bowling.....

Lanes	Team Name	HDCP -1-	HDCP -2-	HDCP -3-	HDCP Total	Last Wk WON	Team Name	HDCP -1-	HDCP -2-	HDCP -3-	HDCP Total	Last Wk WON
7-8	The Avengers	883	886	987	2756	16	<--> BYE	882	949	884	2715	0
9-10	Snakes on a Lane	838	899	892	2629	8	<--> Game of Throws	882	949	884	2715	17
11-12	The Filling Station	861	923	961	2745	14	<--> Kiss My Average	899	858	963	2720	11
13-14	Pocket Pounders	903	946	997	2846	18	<--> Straight Hookin'	945	859	844	2648	7
15-16	Tomorrow's Hangover	883	963	951	2797	11	<--> Gotham City Rollers	1023	910	902	2835	14
17-18	Aches and Pains	843	946	855	2644	6	<--> Iron Bowlers	938	897	920	2755	19
19-20	The Bowling Stones	885	897	890	2672	17	<--> Bowl Movements	950	848	870	2668	8

Last Week's Top Scores

Scratch Game	891	Gotham City Rollers	797	The Avengers	752	Pocket Pounders
	736	Bowl Movements	672	Kiss My Average	668	Tomorrow's Hangover
Scratch Series	2439	Gotham City Rollers	2186	The Avengers	2111	Pocket Pounders
	2026	Bowl Movements	1930	Snakes on a Lane	1912	Tomorrow's Hangover
Handicap Game	1023	Gotham City Rollers	997	Pocket Pounders	987	The Avengers
	963	Kiss My Average	963	Tomorrow's Hangover	961	The Filling Station
Handicap Series	2846	Pocket Pounders	2835	Gotham City Rollers	2797	Tomorrow's Hangover
	2756	The Avengers	2755	Iron Bowlers	2745	The Filling Station
Scratch Game	268	Donnie Shunnarah	262	Kurt Dinga	249	Kevin Muncher
	242	Bryant Hornsby	242	John Young	235	John Johnsey
					235	Kenny Lee
Scratch Series	660	John Young	653	Kurt Dinga	638	Kenny Lee
	613	Donnie Shunnarah	603	Mike Portera	573	Kevin Muncher
Handicap Game	314	Donnie Shunnarah	307	Kevin Muncher	304	Greg Belcher
	291	Kurt Dinga	287	Chad Edron	283	Bryant Hornsby
Handicap Series	795	Mike Portera	772	Chad Edron	751	Donnie Shunnarah
	749	Kenny Lee	747	Kevin Muncher	740	Kurt Dinga

Season High Scores

Team Scratch Game		Team Scratch Series		Team Handicap Game		Team Handicap Series	
912	Gotham City Rollers	2439	Gotham City Rollers	1078	Gotham City Rollers	2942	The Bowling Stones
823	The Avengers	2333	The Avengers	1046	Game of Throws	2938	Tomorrow's Hangover
799	Pocket Pounders	2236	Bowl Movements	1043	Aches and Pains	2917	Pocket Pounders
798	Bowl Movements	2192	The Bowling Stones	1040	Pocket Pounders	2911	The Avengers
795	Snakes on a Lane	2190	Snakes on a Lane	1024	Straight Hookin'	2900	Straight Hookin'
765	Aches and Pains	2167	Pocket Pounders	1023	Kiss My Average	2888	Game of Throws
763	The Bowling Stones	2033	Straight Hookin'	1022	Iron Bowlers	2887	Gotham City Rollers
742	Game of Throws	2023	Aches and Pains	1022	The Avengers	2886	Kiss My Average
				1022	Bowl Movements		

Season High Scores - Continued

Scratch Game		Scratch Series		Handicap Game		Handicap Series	
300	Kurt Dinga	729	Kurt Dinga	348	John Johnsey	865	Frankie Portera
300	John Johnsey	721	Frankie Portera	332	Kurt Dinga	826	John Johnsey
290	Aaron Travis	682	John Johnsey	327	Billy Fisher	825	Kurt Dinga
269	Frankie Portera	680	Alex Dundon	327	Jeff Brown	818	Ross Carpri
269	Jason Chiarella	674	Luke Wachter	319	Jacob Brown	802	Frankie Cambre
268	Donnie Shunnarah	671	Aaron Travis	319	Frankie Portera	800	Jacob Brown
267	Bryant Hornsby	669	Joey Stamba	314	Donnie Shunnarah	796	Richard Green
266	Luke Wachter	654	Bryant Hornsby	314	Wally Franklin	795	Wally Franklin

Most Improved Average

137	to	164.48	=	+27.48	Wally Franklin	154	to	177.33	=	+23.33	Buddy Jessup
91	to	107.23	=	+16.23	Tony Truitt	176	to	192.14	=	+16.14	Alex Dundon

Most Un-Improved Averages

166	to	156.75	=	-9.25	Stevie Robertson	194	to	185.29	=	-8.71	Aaron Travis
129	to	121.24	=	-7.76	Jerry Chirella	159	to	151.47	=	-7.53	Pat Boland

Individual High Averages

198.46	Kurt Dinga	198.01	Joey Stamba	192.14	Alex Dundon	191.48	Luke Wachter	189.43	Kenny Lee
185.29	Aaron Travis	184.50	Bryant Hornsby	184.33	Jason Chiarella	184.03	John Johnsey	179.24	Frankie Portera

High Individual Match Points

71	Billy Fisher	65.5	Frankie Portera	62.5	Jeff Brown	61	Chris Hershey	59.5	Jason Chiarella
----	--------------	------	-----------------	------	------------	----	---------------	------	-----------------

Team Rosters

Name	Ave HDCP		Pins Gms		Points Won	Points Lost	-1-	-2-	-3-	Total	HDCP Game	HDCP Sers	High Game	High Sers
1 - The Filling Station														
Brian Lorino	135	85	9324	69	47.0	45.0	155	169	138	462	286	783	191	498
Charlie Lorino	123	96	8890	72	57.5	38.5	101	113	175	389	271	731	175	437
Bobby Lorino	133	87	9229	69	45.5	46.5	105	127	129	361	272	738	185	471
Sam Lorino	117	101	4940	42	24.0	32.0				0	259	701	158	404
Paul Lorino	131	89	9453	72	51.5	44.5	142	156	161	459	287	741	197	471
2 - Iron Bowlers														
Jeremy Woodard	134	86	403	3	3.0	1.0				0			146	403
Greg Hammond	153	69	10130	66	48.5	39.5	172	148	150	470	286	755	215	542
Chris Jones	157	65	12423	79	53.0	53.0	a146	a146	199	491	294	752	227	584
Tony Truitt	107	110	6648	62	47.0	36.0	118	128	92	338	278	745	164	409
Richard Green	122	97	7983	65	52.0	35.0	158	131	135	424	285	796	182	484
3 - Aches and Pains														
Lincoln	156	66	939	6	2.0	6.0				0	277	692	207	482
Jerry Chirella	121	98	9093	75	34.5	65.5	111	133	113	357	259	723	160	426
Jared Chiarella	bk179	45	0	0						0			0	0
AJ Carpri	138	82	3322	24	18.0	14.0				0	272	736	196	481
Chris Colburn	159	63	10038	63	43.0	41.0	145	154	160	459	294	773	229	572
Anthony Troncale	139	81	11033	79	37.0	69.0	127	140	152	419	304	741	224	501
John Johnsey	184	41	12146	66	46.0	42.0	176	235	146	557	348	826	300	682
4 - Game of Throws														
Chris Hershey	159	63	12912	81	61.0	47.0	182	169	158	509	268	742	202	538
Jacob Brown	154	68	11605	75	45.5	54.5	127	189	103	419	319	800	247	584
Greg Belcher	139	81	8799	63	44.0	40.0	124	134	222	480	304	737	222	485
Jeff Brown	152	70	11886	78	62.5	41.5	167	175	119	461	327	787	246	550
Wynston Gully	bk97	119	0	0						0			0	0
5 - Snakes on a Lane														
David Hagood	bk168	55	0	0						0			0	0
Brett Brooks	126	93	5687	45	25.0	35.0	156	162	120	438	303	755	188	438
Brandon Young	143	78	6035	42	30.0	26.0				0	279	752	200	500
Umang Patel	159	63	12954	81	57.5	50.5	141	156	120	417	278	773	215	584
Bryant Hornsby	184	41	14391	78	47.5	56.5	142	151	242	535	312	789	267	654
Alex Dundon	192	34	14987	78	52.5	51.5	166	197	177	540	273	773	235	680
6 - The Bowling Stones														
Wes Ezzell	143	78	11184	78	51.0	53.0	135	127	121	383	297	739	216	502
Jimmy Brown	151	71	11848	78	56.5	47.5	177	161	163	501	293	769	212	528
Buddy Jessup	177	47	13300	75	44.5	55.5				0	270	756	226	608
Terry Knight	132	88	1588	12	6.0	10.0	116	136	130	382	244	700	159	445
Michael Giardina	177	47	13816	78	52.0	52.0	175	191	194	560	290	791	244	630
7 - The Avengers														
Wally Franklin	164	59	12336	75	57.0	43.0	162	164	206	532	314	795	246	603
John Bachofer	170	54	13842	81	52.0	56.0	167	171	202	540	294	776	236	614
Aaron Travis	185	40	13897	75	43.0	57.0	176	126	174	476	306	768	290	671
Kenny Lee	189	36	14207	75	51.5	48.5	188	235	215	638	280	768	243	651

Name	Ave HDCP		Pins Gms		Points Won	Points Lost	-1-	-2-	-3-	Total	HDCP Game	HDCP Sers	High Game	High Sers
8 - Kiss My Average														
Gerald Burnett	149	72	11233	75	55.5	44.5	168	128	190	486	268	746	194	518
Vince Carpri	142	79	10702	75	54.5	45.5	144	141	184	469	277	745	196	502
Stevie Robertson	156	66	1881	12	6.0	10.0				0	272	679	209	508
Ross Carpri	158	64	12369	78	47.0	57.0	160	168	129	457	291	818	226	590
Bernard Lorino	145	76	10502	72	36.0	60.0	136	130	169	435	268	740	191	506
9 - Pocket Pounders														
Sean Roberts	132	88	1982	15	12.0	8.0				0	243	682	161	438
Mark Gray	155	67	9825	63	46.0	38.0	159	161	192	512	280	750	217	524
Mike Portera	160	63	8689	54	40.0	32.0	212	181	210	603	276	795	212	603
Chris Mitchell	154	68	8332	54	44.5	27.5	146	147	146	439	287	758	217	541
Tony Carpri	170	54	7660	45	31.5	28.5				0	308	776	253	611
Frankie Portera	179	45	13443	75	65.5	34.5	141	212	204	557	319	865	269	721
10 - Tomorrow's Hangover														
Jason Lee	142	79	4718	33	24.5	19.5				0	255	745	174	502
Ryan Knerr	126	93	3408	27	15.0	21.0				0	276	704	180	410
Andrew Williams	133	87	6809	51	32.0	36.0	122	122	145	389	279	759	190	492
Chad Edron	149	72	7023	47	36.5	26.5	186	213	151	550	287	772	213	550
Brian Robinson	148	73	11161	75	49.0	51.0	125	161	160	446	293	761	219	539
Ryan Kochen	155	67	3730	24	13.5	18.5				0	264	686	205	494
Jim Oswald	163	60	9795	60	38.0	42.0	155	172	200	527	274	738	213	555
11 - BYE														
12 - Bowl Movements														
Scott Farmer	139	81	10446	75	53.5	46.5	158	144	108	410	273	752	190	503
Josh Wachter	161	62	2900	18	9.5	14.5				0	266	672	204	514
Kevin Muncher	166	57	12017	72	48.5	47.5	249	151	173	573	307	780	249	615
Jason Chiarella	184	41	14378	78	59.5	44.5	146	160	166	472	308	776	269	648
Luke Wachter	191	35	12063	63	40.5	43.5	183	179	209	571	289	770	266	674
13 - Straight Hookin'														
Billy Fisher	139	81	11298	81	71.0	37.0	188	145	124	457	327	790	227	529
Brad Boland	150	72	10840	72	53.0	43.0	153	129	135	417	266	712	214	592
Hunter Jones	159	63	12920	81	47.5	60.5	171	140	176	487	284	717	225	572
Pat Boland	151	71	11815	78	44.0	60.0	146	158	122	426	281	752	211	548
14 - Gotham City Rollers														
Russell Jordan	154	68	463	3		4.0				0			190	463
Frankie Cambre	177	47	14343	81	50.0	58.0	181	176	156	513	285	802	238	649
Donnie Shunnarah	179	45	12901	72	41.0	55.0	268	153	192	613	314	760	268	622
Joey Stamba	198	28	13663	69	51.5	40.5				0	282	767	251	669
Kurt Dinga	198	28	16075	81	46.5	61.5	262	211	180	653	332	825	300	729
John Young	218	10	2627	12	8.0	8.0	180	238	242	660	265	754	247	700

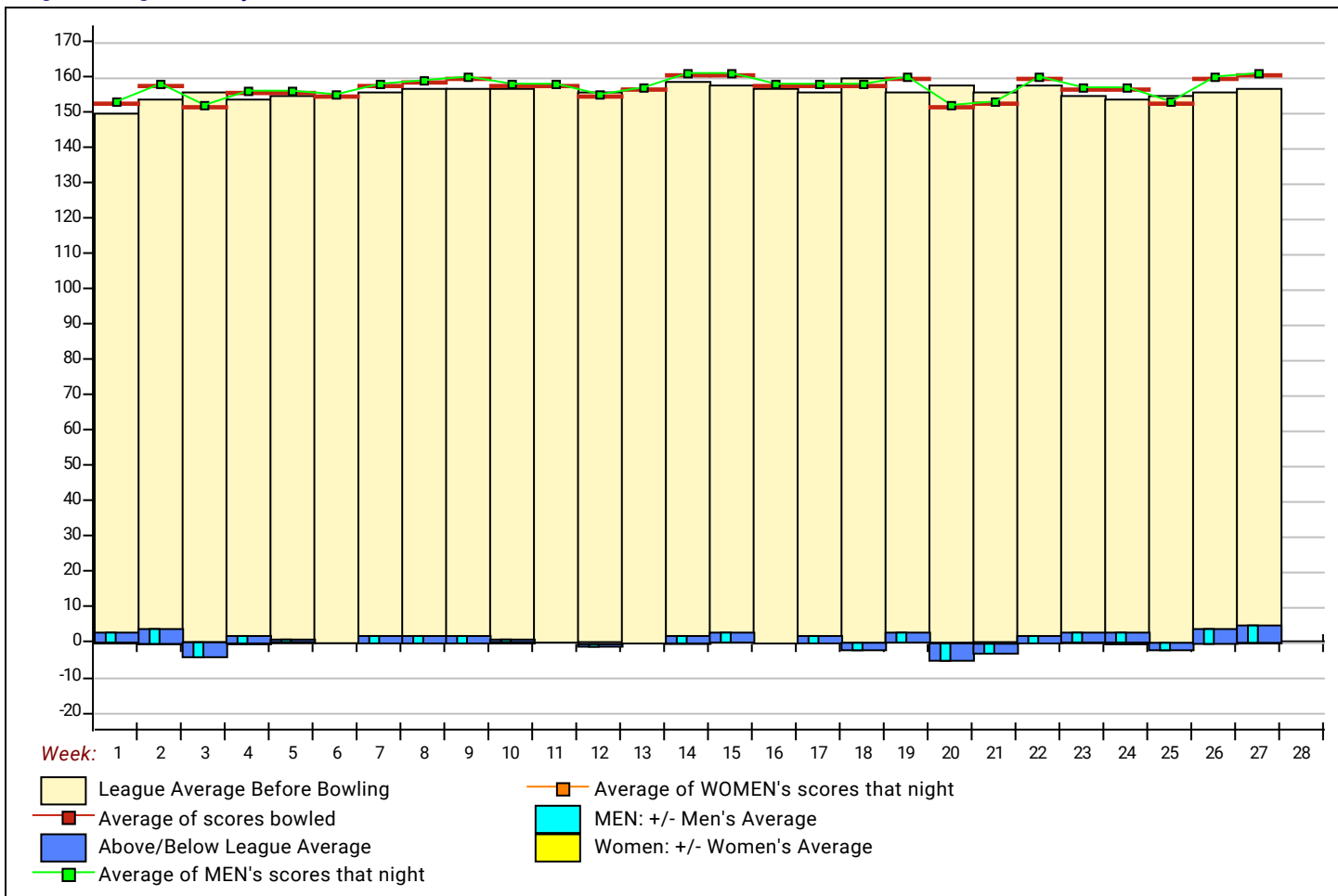
High match Points: All Members of This League

Division 1: Enter Div Label

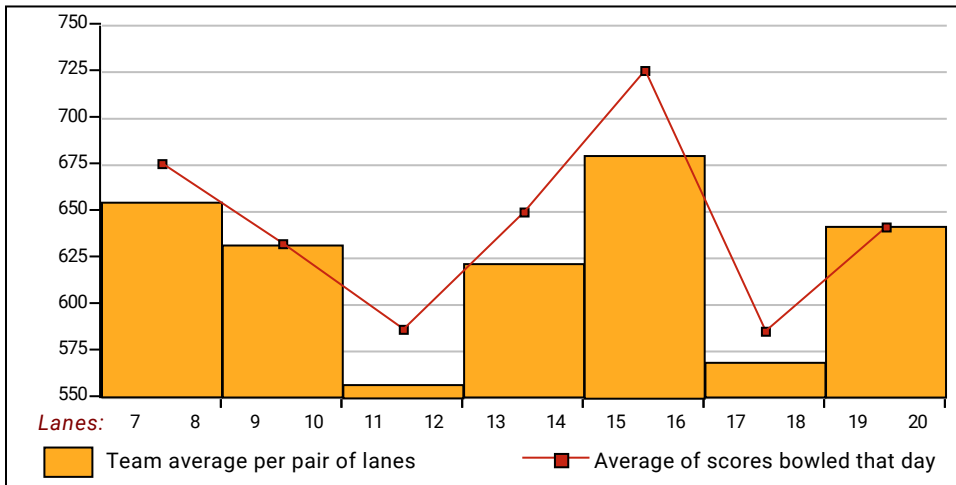
Name	Points Won	Points Lost	%Won	Name	Points Won	Points Lost	%Won
Billy Fisher	71.0	37.0	65.74 %	Hunter Jones	47.5	60.5	43.98 %
Frankie Portera	65.5	34.5	65.50 %	Bryant Hornsby	47.5	56.5	45.67 %
Jeff Brown	62.5	41.5	60.10 %	Ross Carpri	47.0	57.0	45.19 %
Chris Hershey	61.0	47.0	56.48 %	Brian Lorino	47.0	45.0	51.09 %
Jason Chiarella	59.5	44.5	57.21 %	Tony Truitt	47.0	36.0	56.63 %
Umang Patel	57.5	50.5	53.24 %	Kurt Dinga	46.5	61.5	43.06 %
Charlie Lorino	57.5	38.5	59.90 %	Mark Gray	46.0	38.0	54.76 %
Wally Franklin	57.0	43.0	57.00 %	John Johnsey	46.0	42.0	52.27 %
Jimmy Brown	56.5	47.5	54.33 %	Jacob Brown	45.5	54.5	45.50 %
Gerald Burnett	55.5	44.5	55.50 %	Bobby Lorino	45.5	46.5	49.46 %
Vince Carpri	54.5	45.5	54.50 %	Chris Mitchell	44.5	27.5	61.81 %
Scott Farmer	53.5	46.5	53.50 %	Buddy Jessup	44.5	55.5	44.50 %
Brad Boland	53.0	43.0	55.21 %	Pat Boland	44.0	60.0	42.31 %
Chris Jones	53.0	53.0	50.00 %	Greg Belcher	44.0	40.0	52.38 %
Alex Dundon	52.5	51.5	50.48 %	Aaron Travis	43.0	57.0	43.00 %
John Bachofer	52.0	56.0	48.15 %	Chris Colburn	43.0	41.0	51.19 %
Michael Giardina	52.0	52.0	50.00 %	Donnie Shunnarah	41.0	55.0	42.71 %
Richard Green	52.0	35.0	59.77 %	Luke Wachter	40.5	43.5	48.21 %
Joey Stamba	51.5	40.5	55.98 %	Mike Portera	40.0	32.0	55.56 %
Kenny Lee	51.5	48.5	51.50 %	Jim Oswald	38.0	42.0	47.50 %
Paul Lorino	51.5	44.5	53.65 %	Anthony Troncale	37.0	69.0	34.91 %
Wes Ezzell	51.0	53.0	49.04 %	Chad Edron	36.5	26.5	57.94 %
Frankie Cambre	50.0	58.0	46.30 %	Bernard Lorino	36.0	60.0	37.50 %
Brian Robinson	49.0	51.0	49.00 %	Jerry Chirella	34.5	65.5	34.50 %
Kevin Muncher	48.5	47.5	50.52 %	Andrew Williams	32.0	36.0	47.06 %
Greg Hammond	48.5	39.5	55.11 %	Tony Carpri	31.5	28.5	52.50 %

Name	Points	Points	%Won	Name	Points	Points	%Won
	Won	Lost			Won	Lost	
Brandon Young	30.0	26.0	53.57 %	Mike Diciara			0.00 %
Brett Brooks	25.0	35.0	41.67 %	Todd Strong			0.00 %
Jason Lee	24.5	19.5	55.68 %	Elbert Jenkins			0.00 %
Sam Lorino	24.0	32.0	42.86 %	Juan Jaramillo			0.00 %
AJ Carpri	18.0	14.0	56.25 %	Charlie Baker			0.00 %
Ryan Knerr	15.0	21.0	41.67 %	Greg Bryant			0.00 %
Ryan Kochen	13.5	18.5	42.19 %	Josh Hu			0.00 %
Sean Roberts	12.0	8.0	60.00 %	Matt Mullinax			0.00 %
Josh Wachter	9.5	14.5	39.58 %	Jared Chiarella			0.00 %
John Young	8.0	8.0	50.00 %	Wynston Gully			0.00 %
Terry Knight	6.0	10.0	37.50 %	Ryan Nance			0.00 %
Stevie Robertson	6.0	10.0	37.50 %	Justin Young			0.00 %
Patrick Vacarella	4.0		100.00 %	Austin Frey			0.00 %
Brad Botes	3.0	1.0	75.00 %	Jeremy Strong			0.00 %
Keith Nance	3.0	1.0	75.00 %	Drew Stewart			0.00 %
Jeremy Woodard	3.0	1.0	75.00 %	Jimmy Brown			0.00 %
Willie White	2.0	2.0	50.00 %	David Camp			0.00 %
Lincoln	2.0	6.0	25.00 %	Jacob Caton			0.00 %
Bryant Cross			0.00 %	Josh Caton			0.00 %
David Hagood			0.00 %	David Mullinax			0.00 %
Edgar Barron			0.00 %	Mike Schultz			0.00 %
Axel Barron			0.00 %	Robert Morgan			0.00 %
Jordan Marsh			0.00 %	Russell Jordan		4.0	0.00 %
Tony Salamone			0.00 %				

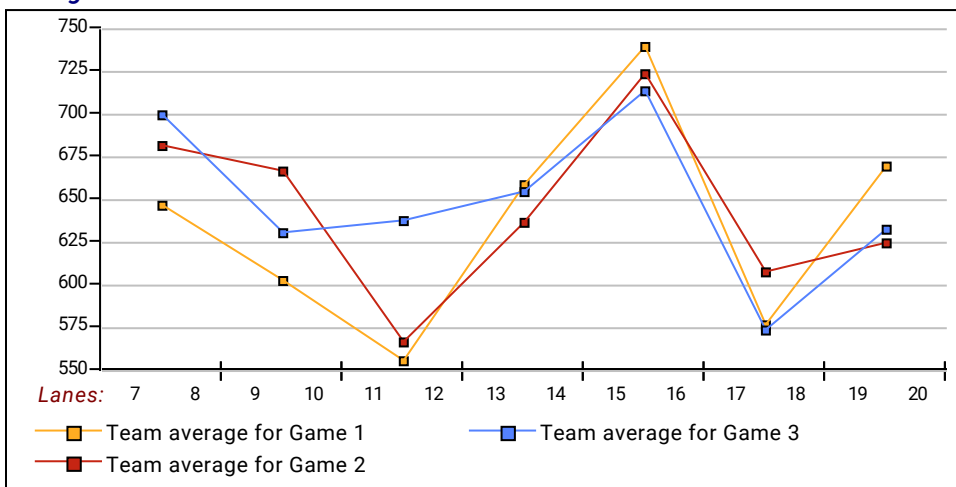
League Average Week-by-Week



Team Average vs Ave of Scores



Average of Scores for Each Game



Amount Over/Under Team Average

