

Premier Living Invitational 2020-2021

Wednesday 7:15 pm

VESTAVIA BOWL

Lanes 11 - 34

Important Messages

6:00PM START: SEPTEMBER, NOVEMBER, JANUARY, MARCH
 8:30PM START: OCTOBER, DECEMBER, FEBRUARY, APRIL

Lane Assignments

	11-12	13-14	15-16	17-18	19-20	21-22	23-24	25-26	27-28	29-30	31-32	33-34
Wk04 09/23	- 1-	- 3-	- 5-	- 8-	- 9-	- 2-	-10-	- 4-	-11-	- 6-	- 7-	-12-
Wk05 09/30	-11-	- 8-	- 9-	- 7-	- 1-	- 5-	- 6-	- 3-	- 2-	- 4-	-10-	-12-

Team Standings

Place	#	Team Name	Points Won	Points Lost	Year-To-Date WON	Scratch Pins	Pins + HDCP	High Sers	HDCP Sers	High Game	HDCP Game
1	5	Ballbarians	57 ½	17 ½	57 ½	5358	8220	1859	2837	658	982
2	11	Pocket Pounders	51 ½	23 ½	51 ½	6052	8170	2054	2780	690	932
3	7	The Bowling Stones	51	24	51	5579	7901	1887	2709	672	946
4	3	The Pindemic	48	27	48	6706	8092	2330	2792	818	972
5	10	Split Happens	48	27	48	4629	7797	1611	2625	547	903
6	2	Team 2	47	28	47	7003	8281	2391	2866	860	1020
7	8	Team 8	37	38	37	4627	8035	1675	2854	593	986
8	9	Conspiracy Theory	32	43	32	6822	7884	2338	2701	853	974
9	1	Tomorrow's Hangover	24	51	24	5076	7725	1697	2606	585	885
10	4	Straight Hookin'	16	59	16	5050	7687	1738	2572	611	889
11	6	Scared Splitless	15 ½	59 ½	15 ½	5582	7802	1965	2712	680	929
12	12	BYE	0	0	0	0	0	0	0	0	0

Review of Last Week's Bowling.....

Lanes	Team Name	HDCP -1-	HDCP -2-	HDCP -3-	HDCP Total	Last Wk WON	Team Name	HDCP -1-	HDCP -2-	HDCP -3-	HDCP Total	Last Wk WON
11-12	Conspiracy Theory	828	918	955	2701	17	<---> The Pindemic	918	878	859	2655	8
13-14	Tomorrow's Hangover	885	848	873	2606	13	<---> Split Happens	834	852	903	2589	12
15-16	Pocket Pounders	918	932	930	2780	21	<---> Straight Hookin'	812	888	872	2572	4
17-18	Scared Splitless	864	898	800	2562	6	<---> The Bowling Stones	853	946	910	2709	19
19-20	Team 8	986	924	944	2854	21	<---> Team 2	856	901	868	2625	4
21-22	Ballbarians	964	958	915	2837	21	<---> BYE	856	901	868	2625	0

Last Week's Top Scores

Scratch Game	834	Conspiracy Theory	768	Team 2	764	The Pindemic
	690	Pocket Pounders	672	The Bowling Stones	664	Scared Splitless
Scratch Series	2338	Conspiracy Theory	2226	Team 2	2193	The Pindemic
	2054	Pocket Pounders	1887	The Bowling Stones	1860	Scared Splitless
Handicap Game	986	Team 8	964	Ballbarians	955	Conspiracy Theory
	946	The Bowling Stones	932	Pocket Pounders	918	The Pindemic
Handicap Series	2854	Team 8	2837	Ballbarians	2780	Pocket Pounders
	2709	The Bowling Stones	2701	Conspiracy Theory	2655	The Pindemic
Scratch Game	277	Alex Dundon	246	Joey Stamba	236	Ryan Nance
	234	Mike Dixon	217	Mark Gray	214	Kurt Dinga
			214	Kenny Lee	214	Lauren Douglas
Scratch Series	658	Alex Dundon	634	Mike Dixon	595	Ryan Nance
	588	Mark Gray	578	Joey Stamba	575	Kenny Lee
Handicap Game	307	Alex Dundon	289	Jonathan Hand	288	Mark Gray
	278	Joey Stamba	269	Jeff Brown	269	Buddy Jessup
Handicap Series	801	Mark Gray	748	Alex Dundon	745	Greg Peterson
	725	Bill Riley	718	Josh Triola	717	Buddy Jessup

Season High Scores

Team Scratch Game		Team Scratch Series		Team Handicap Game		Team Handicap Series	
860	Team 2	2391	Team 2	1020	Team 2	2866	Team 2
853	Conspiracy Theory	2338	Conspiracy Theory	986	Team 8	2854	Team 8
818	The Pindemic	2330	The Pindemic	982	Ballbarians	2837	Ballbarians
690	Pocket Pounders	2054	Pocket Pounders	974	Conspiracy Theory	2792	The Pindemic
680	Scared Splitless	1965	Scared Splitless	972	The Pindemic	2780	Pocket Pounders
672	The Bowling Stones	1887	The Bowling Stones	946	The Bowling Stones	2712	Scared Splitless
658	Ballbarians	1859	Ballbarians	932	Pocket Pounders	2709	The Bowling Stone
611	Straight Hookin'	1738	Straight Hookin'	929	Scared Splitless	2701	Conspiracy Theory
Scratch Game		Scratch Series		Handicap Game		Handicap Series	
279	Ryan Nance	740	Ryan Nance	307	Alex Dundon	801	Mark Gray
277	Alex Dundon	658	Alex Dundon	289	Jonathan Hand	748	Alex Dundon
257	Lauren Douglas	648	Lauren Douglas	288	Mark Gray	746	Brian Robinson
254	Keith Nance	634	Mike Dixon	279	Chris Vernon	745	Greg Peterson
246	Joey Stamba	615	Keith Nance	278	Joey Stamba	725	Bill Riley
234	Mike Dixon	603	Kurt Dinga	275	Brian Robinson	724	John Bachofer
223	John Bachofer	601	Kenny Lee	274	Chris Jones	720	Ryan Nance
222	Donnie Shunnarah	588	Mark Gray	272	John Bachofer	718	Josh Triola

Most Improved Average

Bowlers must have a minimum of 12 games to be listed for most improved average recognition unless they have a book average.

151	to	179.33	=	+28.33	Mark Gray	123	to	147.50	=	+24.50	David Burnum
150	to	168.17	=	+18.17	Jeff Brown	162	to	179.67	=	+17.67	Mike Portera
196	to	212.00	=	+16.00	Alex Dundon						

Most Un-Improved Averages

Bowlers must have a minimum of 12 games to be listed for most improved average recognition unless they have a book average.

170	to	145.33	=	-24.67	Tony Carpri	151	to	132.83	=	-18.17	Chad Eron
215	to	197.11	=	-17.89	Mike Dixon	156	to	139.67	=	-16.33	Stevie Robertson
190	to	174.56	=	-15.44	Frankie Portera						

Individual High Averages

Bowlers must have a minimum of 12 games before they will be listed for high average recognition.

High Individual Match Points

12 Mark Gray

11 Michael Giardina

11 Alex Dundon

10 Ryan Nance

10 Josh Triola

Team Rosters

ID #	Name	Avg	HDCP	Pins	Gms	Points Won	-1-	-2-	-3-	Total	HDCP Total	High Game	HDCP Game	High Sers	HDCP Sers	Pins + HDCP
1 - Tomorrow's Hangover																
100	Brian Robinson	bk144	77	923	6	5.0				0	0	198	275	515	746	1385
102	Chad Eron	bk151	71	797	6	4.0	154	134	139	427	640	154	225	427	640	1859
125	Joe Williams	bk144	77	0	0					0	0	0		0		0
116	Andrew Williams	bk129	90	393	3	1.0	111	145	137	393	663	145		393		663
101	Ryan Knerr	bk135	85	787	6	4.0	163	141	121	425	680	163	248	425	680	1927
99	Jim Oswald	153	69	1378	9	2.0	154	125	173	452	623	173	230	486	623	1891
131	Jason Lee	bk147	74	0	0					0	0	0		0		0
2 - Team 2																
89	John Bachofer	181	44	1632	9	7.0	166	164	203	533	680	223	272	577	724	2073
155	Ben Watson	bk158	64	509	3	4.0				0	0	193		509		701
135	Russell Jordan	bk147	74	0	0					0	0	0		0		0
108	Kenny Lee	bk188	37	1176	6	4.0	214	169	192	575	686	214	251	601	686	1398
145	Keith Nance	188	37	1697	9	4.0	147	199	177	523	598	254	242	615	634	1922
130	Ryan Nance	221	8	1989	9	10.0	196	236	163	595	661	279	258	740	720	2187

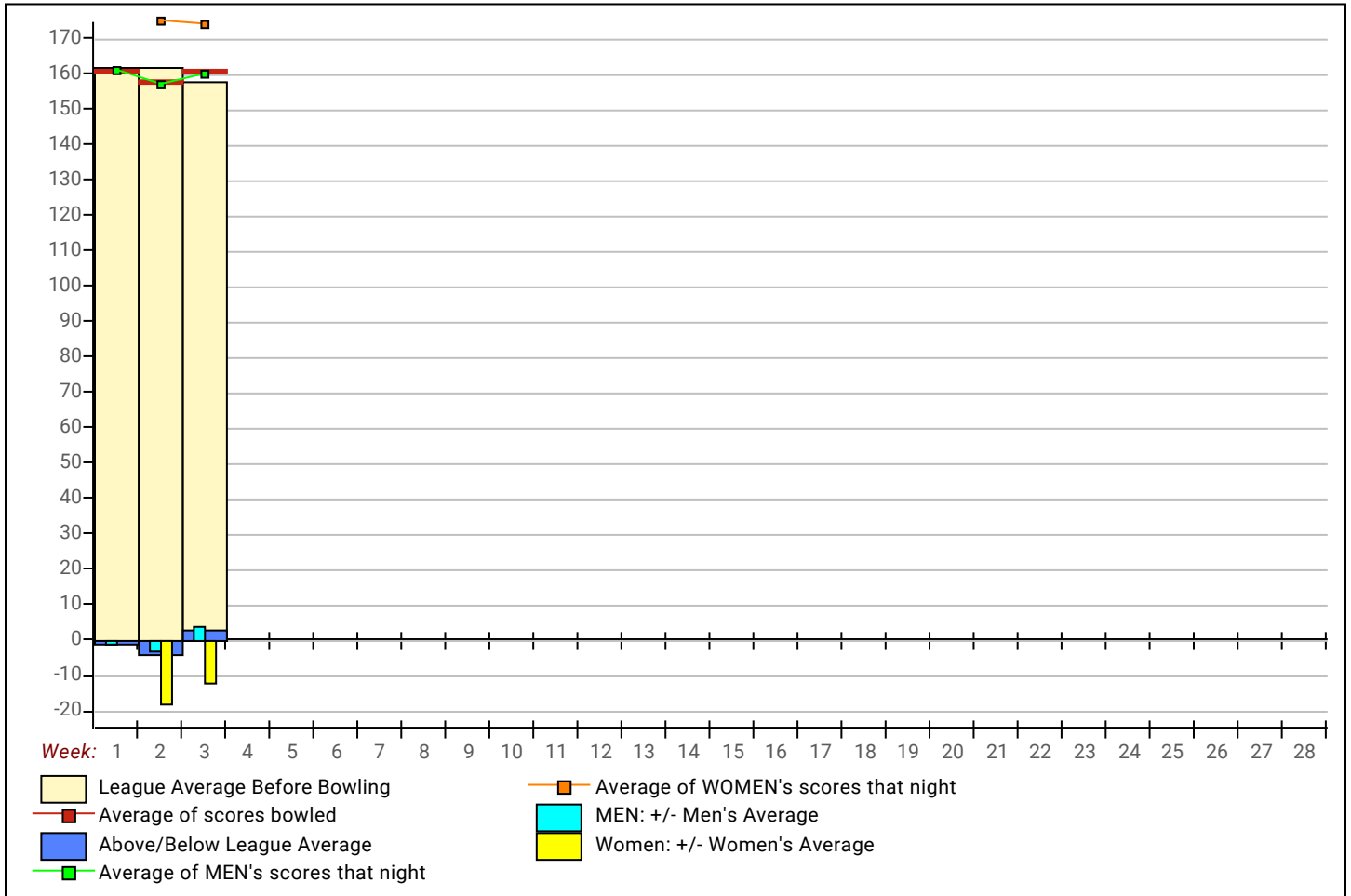
ID #	Name	Avg HDCP		Pins Gms		Points				HDCP Total	High Game	HDCP Game	High Sers	HDCP Sers	Pins + HDCP	
						Won	-1-	-2-	-3-							Total
3 - The Pindemic																
154	Autumn Meredith	169	54	1521	9	3.0	178	145	185	508	637	186	229	526	637	1908
153	Lauren Douglas	196	30	1765	9	9.0	179	145	214	538	610	257	239	648	651	1981
136	Chris Jones	168	55	1512	9	7.0	176	157	156	489	660	217	274	517	688	2025
118	Alex Dundon	212	16	1908	9	11.0	231	277	150	658	748	277	307	658	748	2178
50	Bryant Hornsby	bk183	42	0	0					0	0	0		0		0
69	Umang Patel	bk163	60	0	0					0	0	0		0		0
159	Amanda Green	bk181	44	0	0					0	0	0		0		0
4 - Straight Hookin'																
14	Billy Fisher	139	81	1252	9	6.0	106	178	156	440	668	178	254	440	668	1936
156	Shelton Boland	101	116	303	3					0	0	118		303		651
15	Brad Boland	bk151	71	420	3		124	158	138	420	633	158		420		1269
18	Hunter Jones	bk164	59	957	6	2.0	168	147	180	495	672	197	239	495	672	1950
13	Pat Boland	137	83	1233	9	1.0	136	127	120	383	599	162	232	438	628	1881
5 - Ballbarians																
58	Sangy Steelman	bk147	74	0	0					0	0	0		0		633
122	Billy Riley	bk125	94	807	6	5.0	157	108	135	400	682	169	251	407	682	1371
55	Bill Riley	142	79	1280	9	6.5	131	177	159	467	725	177	263	467	725	2054
38	Chris Vernon	166	57	1499	9	9.0	177	177	148	502	712	209	279	538	712	2129
157	Josh Triola	151	71	1361	9	10.0	173	170	147	490	718	173	249	490	718	2033
84	Eddie Kovacik	bk145	76	0	0					0	0	0		0		0
57	Keith Chasteen	bk98	118	0	0					0	0	0		0		0
6 - Scared Splitless																
87	Vince Carpri	bk139	81	914	6	2.5				0	0	168	249	464	707	1400
104	Gerald Burnett	142	79	1283	9	2.0	132	127	134	393	600	179	238	451	658	1904
123	Stevie Robertson	bk156	66	838	6	3.0	184	198	112	494	692	198	264	494	692	1234
43	Ross Carpri	bk165	58	999	6	4.0	158	169	144	471	645	192	227	528	645	1347
114	Andrew Robertson	bk184	41	1026	6	2.0	156	170	176	502	625	215	217	524	625	1917
7 - The Bowling Stones																
105	Wes Ezzell	bk150	72	424	3					0	0	167		424		1276
124	David Burnum	bk123	96	295	2	3.0	a113	158	137	408	696	158		295		696
106	Jimmy Brown	138	82	1247	9	7.0	159	132	135	426	642	187	231	449	642	1895
91	Buddy Jessup	168	55	1520	9	6.0	153	213	183	549	717	213	269	549	717	2024
92	Michael Giardina	173	51	1560	9	11.0	154	169	181	504	654	199	240	550	656	2010
8 - Team 8																
86	Terry Knight	bk131	89	834	6	7.0	151	138	134	423	690	151	240	423	690	1368
128	Jonathan Hand	bk125	94	808	6	4.0	195	113	119	427	709	195	289	427	709	1999
144	Greg Peterson	118	100	1070	9	8.0	133	153	132	418	745	153	262	418	745	2045
85	Mike Vice	123	96	1114	9	4.0	114	127	166	407	710	173	267	407	710	1957
158	Will Gurner	152	70	456	3	1.0				0	0	185		456		666
9 - Conspiracy Theory																
34	Donnie Shunnarah	bk180	45	1140	6	6.0	171	184	202	557	692	222	247	583	692	2055
20	Joey Stamba	bk194	32	1112	6	3.0	143	189	246	578	674	246	278	578	674	1304
17	Kurt Dinga	191	35	1719	9	4.0	159	214	196	569	662	214	245	603	662	1998
152	Mike Dixon	197	29	1774	9	5.0	234	210	190	634	673	234	247	634	673	1891
147	John Young	bk204	23	567	3	2.0				0	0	216		567		636
10 - Split Happens																
134	Charlie Lorino	bk123	96	0	0		a113	a113	a113	339	627	0		0		1254
121	Paul Lorino	127	92	1143	9	7.0	124	133	141	398	674	144	236	398	674	1971
140	Sam Lorino	125	94	1129	9	7.0	115	111	109	335	632	161	242	425	666	2020
132	Brian Lorino	144	77	1297	9	9.0	116	129	174	419	656	174	253	449	686	2008
146	Pat Martin	0	0	0	0					0	0	0		0		544

ID #	Name	Avg HDCP		Pins Gms		Points				Total	HDCP Total	High Game	HDCP Game	High Sers	HDCP Sers	Pins + HDCP
						Won	-1-	-2-	-3-							
11 - Pocket Pounders																
21	Jacob Brown	bk159	63	883	6	2.0	139	126	144	409	598	197	207	474	598	1261
27	Mark Gray	179	45	1614	9	12.0	157	214	217	588	801	217	288	588	801	2253
22	Jeff Brown	bk150	72	1009	6	7.0	197	157	145	499	715	197	269	510	715	1441
25	Frankie Portera	174	50	1571	9	6.0	183	193	182	558	666	199	229	558	666	1895
36	Chris Mitchell	bk155	67	0	0					0	0	0		0		0
26	Tony Carpri	bk170	54	436	3	2.0				0	0	174		436		598
66	Mike Portera	bk162	61	539	3	1.5				0	0	191		539		722

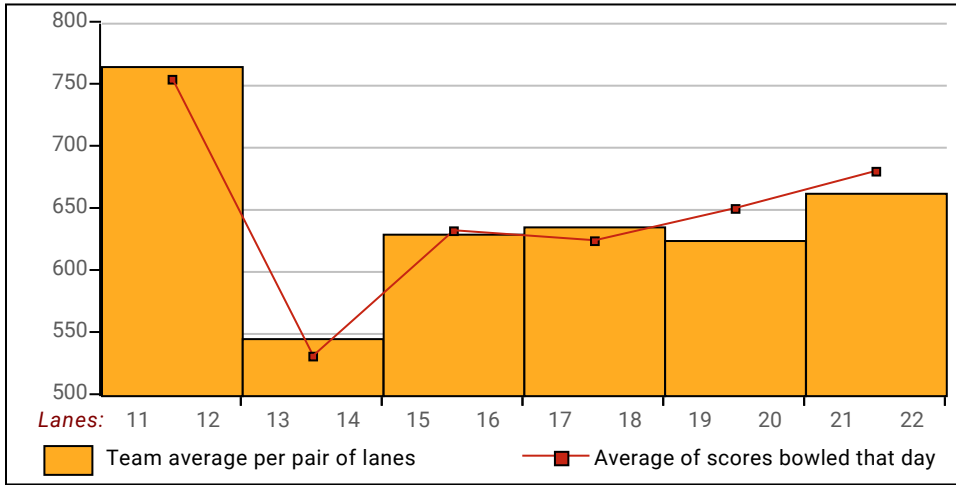
12 - BYE**High match Points: All Members of This League**

Name	Points Won	Points Lost	Name	Points Won	Points Lost
Mark Gray	12.0		Ben Watson	4.0	
Michael Giardina	11.0	1.0	Joey Stamba	3.0	5.0
Alex Dundon	11.0	1.0	Stevie Robertson	3.0	5.0
Ryan Nance	10.0	2.0	David Burnum	3.0	
Josh Triola	10.0	2.0	Autumn Meredith	3.0	9.0
Chris Vernon	9.0	3.0	Vince Carpri	2.5	5.5
Brian Lorino	9.0	3.0	Hunter Jones	2.0	6.0
Lauren Douglas	9.0	3.0	Jacob Brown	2.0	6.0
Greg Peterson	8.0	4.0	Tony Carpri	2.0	2.0
Jeff Brown	7.0	1.0	Jim Oswald	2.0	10.0
Terry Knight	7.0	1.0	Gerald Burnett	2.0	10.0
John Bachofer	7.0	5.0	Andrew Robertson	2.0	6.0
Jimmy Brown	7.0	5.0	John Young	2.0	2.0
Paul Lorino	7.0	5.0	Mike Portera	1.5	2.5
Chris Jones	7.0	5.0	Pat Boland	1.0	11.0
Sam Lorino	7.0	5.0	Andrew Williams	1.0	3.0
Bill Riley	6.5	5.5	Will Gurner	1.0	3.0
Billy Fisher	6.0	6.0	Brad Boland		4.0
Frankie Portera	6.0	6.0	Chris Mitchell		
Donnie Shunnarah	6.0	2.0	Bryant Hornsby		
Buddy Jessup	6.0	6.0	Keith Chasteen		
Brian Robinson	5.0	3.0	Sangy Steelman		
Billy Riley	5.0	3.0	Umang Patel		
Mike Dixon	5.0	7.0	Eddie Kovacic		
Kurt Dinga	4.0	8.0	Wes Ezzell		4.0
Ross Carpri	4.0	4.0	Joe Williams		
Mike Vice	4.0	8.0	Jason Lee		
Ryan Knerr	4.0	4.0	Charlie Lorino		
Chad Eron	4.0	4.0	Russell Jordan		
Kenny Lee	4.0	4.0	Pat Martin		
Jonathan Hand	4.0	4.0	Shelton Boland		4.0
Keith Nance	4.0	8.0	Amanda Green		

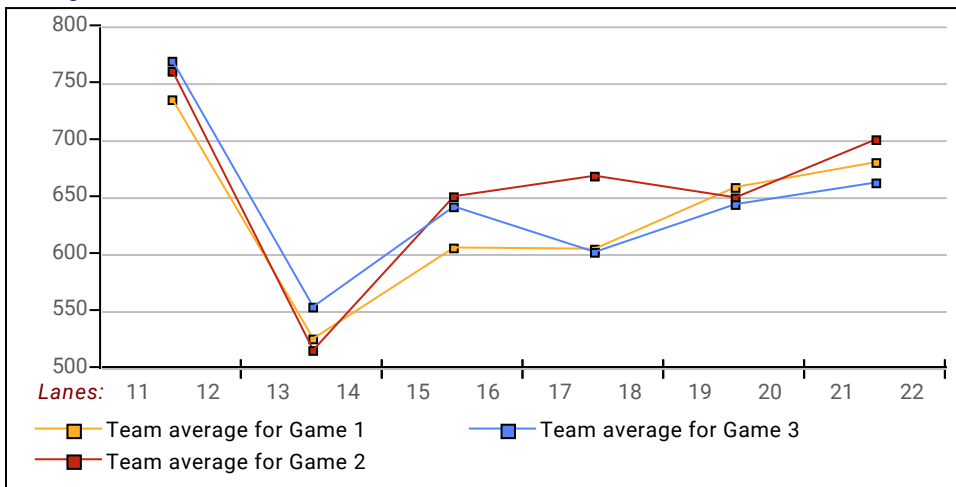
League Average Week-by-Week



Team Average vs Avg of Scores



Average of Scores for Each Game



Amount Over/Under Team Average

