

6:00PM SHIFT: MARCH
8:30PM SHIFT: FEBRUARY, APRIL

Lane Assignments

	11-12	13-14	15-16	17-18	19-20	21-22	23-24	25-26	27-28	29-30	31-32	33-34
Wk26 03/24	-6-	-7-	-11-	-4-	-8-	-2-	-9-	-3-	-1-	-10-	-5-	-12-
Wk27 03/31	-2-	-9-	-1-	-3-	-11-	-6-	-10-	-4-	-5-	-8-	-7-	-12-

Team Standings

Place	#	Team Name	Points Won	Points Lost	Year-To-Date WON	Scratch Pins	Pins + HDCP	High Sers	HDCP Sers	High Game	HDCP Game
1	6	Scared Splitless	168 ½	106 ½	305	46820	66812	2047	2833	749	1000
2	5	Ballbarians	168 ½	106 ½	329 ½	44137	66811	1952	2861	699	1005
3	4	Straight Hookin'	160	115	302 ½	43067	66563	1882	2825	692	1008
4	9	Conspiracy Theory	159	116	335 ½	57225	67443	2700	3042	941	1056
5	11	Pocket Pounders - 1	156 ½	118 ½	363 ½	48935	66971	2137	2854	783	1010
6	10	Split Happens	136	139	343	39897	66114	1847	2900	652	1003
7	2	Ten Pin Wizards	135	140	336	55466	67016	2426	2918	883	1052
8	3	The Pindemic	131	144	336	54633	66843	2346	2853	846	1003
9	1	Tomorrow's Hangover	117	142	293	42698	63872	1974	2871	722	1028
10	7	The Bowling Stones - 1	106 ½	168 ½	321 ½	46443	66513	2115	2868	731	1014
11	8	Spare Me	104 ½	170 ½	225	37677	65466	1675	2854	659	1028
12	12	BYE	0	0	0	0	0	0	0	0	0

Review of Last Week's Bowling.....

Pairing	Team Name	HDCP -1-	HDCP -2-	HDCP -3-	HDCP Total	Last Wk WON	Team Name	HDCP -1-	HDCP -2-	HDCP -3-	HDCP Total	Last Wk WON
-1-	Split Happens	913	822	916	2651	10 ½	<--> Spare Me	913	889	870	2672	14 ½
-2-	Conspiracy Theory	890	840	952	2682	9 ½	<--> Pocket Pounders - 1	896	906	941	2743	15 ½
-3-	Tomorrow's Hangover	0	0	0	0	0	<--> The Bowling Stones -	901	891	966	2758	22
-4-	Straight Hookin'	947	909	905	2761	16	<--> Ballbarians	866	970	890	2726	9
-5-	Scared Splitless	984	784	860	2628	14 ½	<--> Ten Pin Wizards	943	842	819	2604	10 ½
-6-	The Pindemic	971	974	908	2853	21	<--> BYE	943	842	819	2604	0

Last Week's Top Scores

Scratch Game	798	The Pindemic	798	Conspiracy Theory	753	Ten Pin Wizards
	733	Scared Splitless	684	Pocket Pounders - 1	681	The Bowling Stones - 1
Scratch Series	2325	The Pindemic	2220	Conspiracy Theory	2034	Ten Pin Wizards
	1972	Pocket Pounders - 1	1903	The Bowling Stones - 1	1875	Scared Splitless
Handicap Game	984	Scared Splitless	974	The Pindemic	970	Ballbarians
	966	The Bowling Stones - 1	952	Conspiracy Theory	947	Straight Hookin'
Handicap Series	2853	The Pindemic	2761	Straight Hookin'	2758	The Bowling Stones - 1
	2743	Pocket Pounders - 1	2726	Ballbarians	2682	Conspiracy Theory
Scratch Game	278	Mike Dixon	262	Alex Dundon	232	Kenny Lee
	231	Donnie Shunnarah	220	Stevie Robertson	219	Buddy Jessup
Scratch Series	716	Alex Dundon	670	Mike Dixon	591	Lauren Douglas
	573	Buddy Jessup	562	Kenny Lee	534	Donnie Shunnarah
Handicap Game	291	Stevie Robertson	289	Donnie Shunnarah	289	Mike Dixon
	286	Alex Dundon	276	Buddy Jessup	272	Mark Gray
Handicap Series	788	Alex Dundon	744	Buddy Jessup	733	Stevie Robertson
	724	Parker Knight	723	Lauren Douglas	718	Billy Riley

Season High Scores

Team Scratch Game		Team Scratch Series		Team Handicap Game		Team Handicap Series	
941	Conspiracy Theory	2700	Conspiracy Theory	1056	Conspiracy Theory	3042	Conspiracy Theory
883	Ten Pin Wizards	2426	Ten Pin Wizards	1052	Ten Pin Wizards	2918	Ten Pin Wizards
846	The Pindemic	2346	The Pindemic	1028	Tomorrow's Hangover	2900	Split Happens
783	Pocket Pounders - 1	2137	Pocket Pounders - 1	1028	Spare Me	2871	Tomorrow's Hango
749	Scared Splitless	2115	The Bowling Stones - 1	1014	The Bowling Stones - 1	2868	The Bowling Stone
731	The Bowling Stones - 1	2047	Scared Splitless	1010	Pocket Pounders - 1	2861	Ballbarians
722	Tomorrow's Hangover	1974	Tomorrow's Hangover	1008	Straight Hookin'	2854	Spare Me
699	Ballbarians	1952	Ballbarians	1005	Ballbarians	2854	Pocket Pounders -
Scratch Game		Scratch Series		Handicap Game		Handicap Series	
300	Mike Dixon	768	Mike Dixon	312	Stevie Robertson	819	Mike Dixon
279	Ryan Nance	761	Ryan Nance	311	Mike Dixon	809	Ryan Nance
277	Alex Dundon	716	Alex Dundon	307	Alex Dundon	801	Mark Gray
257	Lauren Douglas	662	Lauren Douglas	305	Donnie Shunnarah	796	Jacob Brown
255	Keith Nance	660	Kurt Dinga	305	Jim Oswald	796	Jeff Brown
247	Kurt Dinga	655	Autumn Meredith	304	Jeff Brown	790	Stevie Robertson
246	Joey Stamba	647	Keith Nance	302	Hunter Jones	788	Alex Dundon
246	Donnie Shunnarah	622	John Bachofer	297	Autumn Meredith	787	Hunter Jones

Most Improved Average

125	to	137.11	=	+12.11	Billy Riley	151	to	161.56	=	+10.56	Mark Gray
150	to	160.13	=	+10.13	Jeff Brown	134	to	143.77	=	+9.77	Bill Riley
196	to	205.37	=	+9.37	Alex Dundon						

Most Un-Improved Averages

203	to	182.52	=	-20.48	Lauren Douglas	180	to	165.86	=	-14.14	Donnie Shunnarah
151	to	138.44	=	-12.56	Brad Boland	164	to	152.13	=	-11.87	Hunter Jones
202	to	190.99	=	-11.01	Keith Nance						

Individual High Averages

218.18	Mike Dixon	211.86	Ryan Nance	205.37	Alex Dundon	190.99	Keith Nance	190.41	Kurt Dinga
184.40	Joey Stamba	182.52	Lauren Douglas	180.42	Autumn Meredith	173.08	John Bachofer	168.15	Buddy Jessup

High Individual Match Points

64	Alex Dundon	61	Keith Nance	55.5	Sam Lorino	55	Kurt Dinga	52.5	Brian Lorino
----	-------------	----	-------------	------	------------	----	------------	------	--------------

Team Rosters

Book	Avg	Name	Avg HDCP		Pins		Gms		Points		HDCP			High	HDCP	High	HDCP	Pins +	
									Won	-1-	-2-	-3-	Total	Total	Game	Game	Sers	Sers	HDCP
1 - Tomorrow's Hangover	Avg=561																		
144	Brian Robinson	151	71	9988	66	47.0							0	0	203	275	533	746	14602
129	Andrew Williams	136	84	2869	21	16.0							0	0	176	266	465	735	4663
151	Chad Eron	148	73	7132	48	37.0							0	0	212	296	521	749	11389
135	Ryan Knerr	126	93	4557	36	17.0							0	0	177	270	425	686	8472
147	Jason Lee	146	75	5259	36	19.5							0	0	187	261	523	745	7815
166	Jim Oswald	162	61	9753	60	39.5							0	0	235	305	571	781	13500
144	Joe Williams	156	66	2342	15	13.0							0	0	179	251	487	699	3431
2 - Ten Pin Wizards	Avg=708																		
175	John Bachofer	173	51	12462	72	46.5	175	152	141	468	621	245	293	622	760	16461			
149	Russell Jordan	155	67	7907	51	37.5	155	154	182	491	695	211	276	541	719	11351			
188	Kenny Lee	190	36	3998	21	14.0	232	170	160	562	670	232	268	601	689	4733			
202	Keith Nance	190	36	14324	75	61.0	191	176	146	513	618	255	289	647	749	16787			
222	Ryan Nance	211	17	15254	72	51.0				0	0	279	294	761	809	16289			
158	Ben Watson	bk158	64	1011	6	4.0				0	0	193	251	509	694	1395			

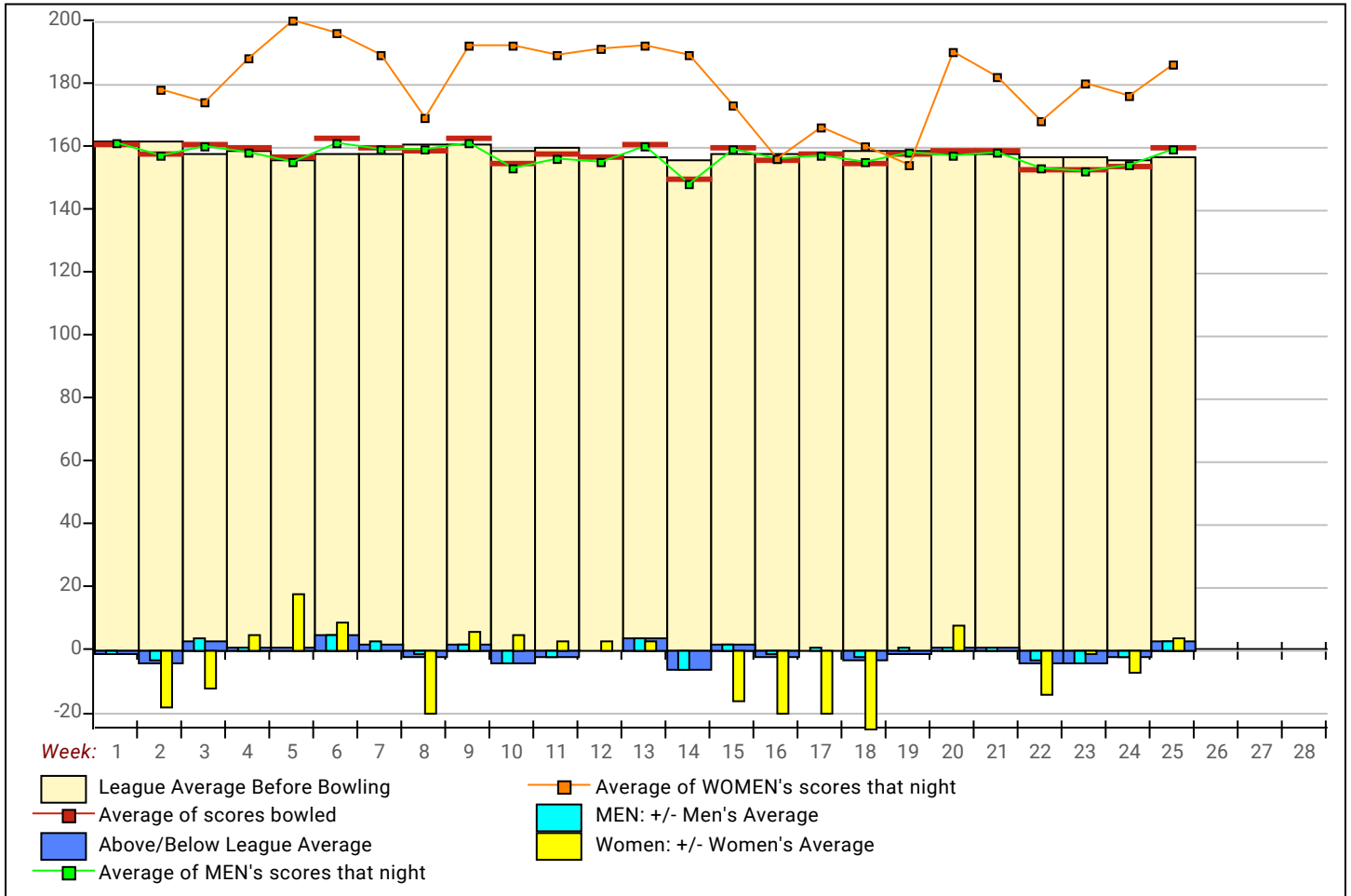
Book	Avg	Name	Avg HDCP	Pins	Gms	Points Won	-1-	-2-	-3-	Total	HDCP Total	High Game	HDCP Game	High Sers	HDCP Sers	Pins + HDCP	
3 - The Pandemic Avg=727																	
166		Chris Jones	160	63	12051	75	52.5	145	154	197	496	685	229	281	578	751	16431
182		Autumn Meredith	180	45	12449	69	38.0	181	183	158	522	657	243	297	655	780	16064
203		Lauren Douglas	182	43	13689	75	51.5	214	199	178	591	723	257	284	662	770	16365
196		Alex Dundon	205	22	15403	75	64.0	255	262	199	716	788	277	307	716	788	17320
181		Amanda Green	bk181	44	531	3	4.0				0	0	189		531		663
163		Umang Patel	bk163	60	0	0					0	0	0		0		0
183		Bryant Hornsby	bk183	42	0	0					0	0	0		0		0
4 - Straight Hookin' Avg=534																	
145		Billy Fisher	145	76	10505	72	52.0	146	178	159	483	711	214	292	507	738	16016
___		Shelton Boland	99	117	1787	18	10.5				0	0	120	236	318	666	3875
151		Brad Boland	138	82	9137	66	39.0	150	123	140	413	659	210	281	472	706	15158
164		Hunter Jones	152	70	10497	69	40.0	190	159	125	474	687	232	302	559	787	15942
150		Pat Boland	149	72	9875	66	46.0	160	148	180	488	704	209	284	528	750	15572
5 - Ballbarians Avg=588																	
125		Billy Riley	137	83	8638	63	48.5	123	171	172	466	718	188	282	466	746	13924
134		Bill Riley	143	78	10783	75	47.0	151	177	135	463	697	209	285	522	768	16705
___		Chris Vernon	153	69	7810	51	31.0	156	162	118	436	643	209	279	538	735	13213
147		Sangy Steelman	155	67	10284	66	48.0	138	162	167	467	668	217	287	559	769	15630
___		Josh Triola	149	72	4933	33	20.0				0	0	220	292	503	719	7339
145		Eddie Kovacik	bk145	76	0	0					0	0	0		0		0
___		Keith Chasteen	bk98	118	0	0					0	0	0		0		0
6 - Scared Splitless Avg=624																	
139		Vince Carpri	145	76	9151	63	38.5				0	0	212	288	520	745	13915
156		Stevie Robertson	152	70	9608	63	47.0	220	144	156	520	733	229	312	541	790	14150
153		Gerald Burnett	154	68	10641	69	43.0	129	138	148	415	619	210	282	547	754	15504
184		Andrew Robertson	173	51	6775	39	18.0	200	128	180	508	658	215	262	586	742	9265
165		Ross Carpri	160	63	10123	63	46.5	184	123	125	432	618	213	275	537	723	13978
7 - The Bowling Stones - 1 Avg=544																	
___		Andrew Brown	108	109	1621	15	13.0				0	0	150	264	377	719	3394
123		David Burnum	132	88	3047	23	20.0	156	128	111	395	659	198	289	477	750	5344
150		Wes Ezzell	153	69	8295	54	39.5	135	147	187	469	676	215	287	549	771	13977
150		Jimmy Brown	151	71	10453	69	48.5	128	174	164	466	679	203	275	567	783	15400
167		Buddy Jessup	168	55	9080	54	30.5	197	157	219	573	744	225	276	598	760	13226
174		Michael Giardina	168	55	11596	69	45.0				0	0	236	288	572	734	15172
8 - Spare Me Avg=465																	
___		Evan Knight	96	120	290	3					0	0	107		290		650
___		Parker Knight	126	93	3037	24	16.0	146	133	157	436	724	165	260	436	724	5230
___		Greg Peterson	119	99	6095	51	29.5				0	0	166	265	448	745	13133
125		Jonathan Hand	124	95	7484	60	30.0	117	101	122	340	622	195	289	446	725	14279
___		Mike Vice	124	95	8187	66	37.0	131	149	102	382	670	173	268	443	728	15672
131		Terry Knight	136	84	9014	66	37.5	149	136	119	404	656	204	288	466	718	15836
___		Will Gurner	152	70	456	3	1.0				0	0	185		456		666
9 - Conspiracy Theory Avg=711																	
194		Joey Stamba	184	41	10511	57	37.5				0	0	246	278	608	734	12707
179		Mike Karam	172	52	3624	21	10.5	124	189	178	491	641	217	262	584	719	4566
180		Donnie Shunnarah	165	58	8459	51	38.5	143	160	231	534	708	246	305	583	743	11870
195		Kurt Dinga	190	36	14281	75	55.0	191	138	196	525	630	247	283	660	765	16873
215		Mike Dixon	218	10	13091	60	45.0	278	199	193	670	703	300	311	768	819	13907
204		John Young	210	18	6321	30	26.0				0	0	274	295	752	815	6879
151		Melanie Keener	bk151	71	428	3	3.0				0	0	150		428		641

Book	Avg	Name	Avg	HDCP	Pins	Gms	Points Won	-1-	-2-	-3-	Total	HDCP Total	High Game	HDCP Game	High Sers	HDCP Sers	Pins + HDCP
10 - Split Happens			Avg=511														
123		Charlie Lorino	bk123	96	0	0					0	0	0		0		1254
120		Sam Lorino	124	95	9371	75	55.5	151	122	143	416	701	182	277	475	748	16394
127		Paul Lorino	129	90	9696	75	51.0	137	102	133	372	642	174	266	443	716	16536
132		Bobby Lorino	135	85	8541	63	49.0	143	121	133	397	652	177	265	488	752	14718
142		Brian Lorino	145	76	10458	72	52.5	136	131	161	428	656	201	279	545	779	16668
---		Pat Martin	0	0	0	0					0	0	0		0		544
11 - Pocket Pounders - 1			Avg=634														
159		Jacob Brown	154	68	8363	54	39.0	166	157	149	472	676	212	281	580	796	12785
151		Mark Gray	161	62	7755	48	37.0	157	155	209	521	710	217	288	588	801	10653
162		Mike Portera	160	63	5291	33	28.5	147	164	162	473	662	219	282	539	710	7322
155		Chris Mitchell	159	63	5724	36	20.0				0	0	216	283	570	726	7860
150		Jeff Brown	160	63	7686	48	35.0	169	173	164	506	695	232	304	580	796	10728
190		Frankie Portera	184	41	6821	37	29.0				0	0	258	308	648	798	8750
170		Tony Carpri	168	55	6056	36	31.0				0	0	223	285	585	771	8873
12 - BYE			Avg=0														

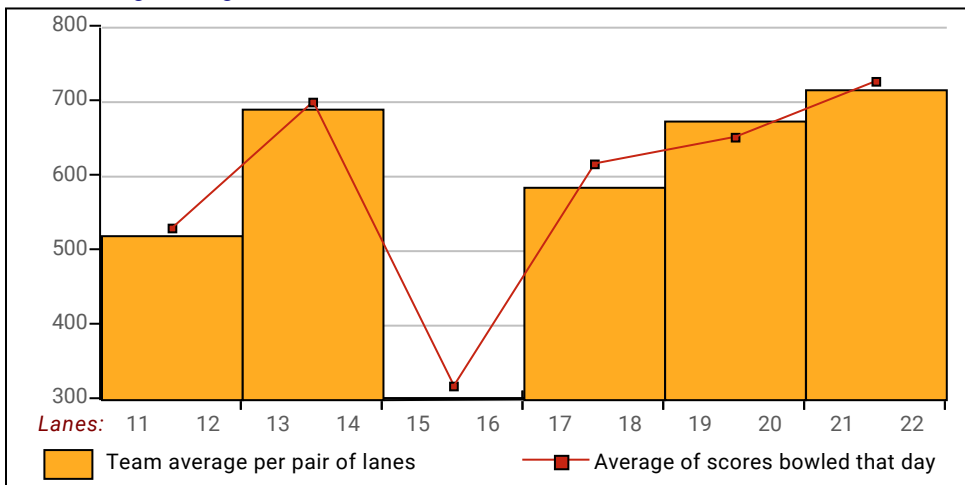
High match Points: All Members of This League

Name	Points Won	Points Lost	Name	Points Won	Points Lost
Alex Dundon	64.0	36.0	Chad Eron	37.0	27.0
Keith Nance	61.0	39.0	Jeff Brown	35.0	29.0
Sam Lorino	55.5	44.5	Tony Carpri	31.0	17.0
Kurt Dinga	55.0	45.0	Chris Vernon	31.0	37.0
Brian Lorino	52.5	43.5	Buddy Jessup	30.5	41.5
Chris Jones	52.5	47.5	Jonathan Hand	30.0	50.0
Billy Fisher	52.0	44.0	Greg Peterson	29.5	38.5
Lauren Douglas	51.5	48.5	Frankie Portera	29.0	21.0
Paul Lorino	51.0	49.0	Mike Portera	28.5	15.5
Ryan Nance	51.0	45.0	John Young	26.0	14.0
Bobby Lorino	49.0	35.0	Chris Mitchell	20.0	28.0
Jimmy Brown	48.5	43.5	David Burnum	20.0	11.0
Billy Riley	48.5	35.5	Josh Triola	20.0	24.0
Sangy Steelman	48.0	40.0	Jason Lee	19.5	28.5
Bill Riley	47.0	53.0	Andrew Robertson	18.0	34.0
Brian Robinson	47.0	41.0	Ryan Knerr	17.0	31.0
Stevie Robertson	47.0	37.0	Andrew Williams	16.0	12.0
Ross Carpri	46.5	37.5	Parker Knight	16.0	16.0
John Bachofer	46.5	49.5	Kenny Lee	14.0	14.0
Pat Boland	46.0	42.0	Joe Williams	13.0	7.0
Michael Giardina	45.0	47.0	Andrew Brown	13.0	7.0
Mike Dixon	45.0	35.0	Mike Karam	10.5	17.5
Gerald Burnett	43.0	49.0	Shelton Boland	10.5	13.5
Hunter Jones	40.0	52.0	Ben Watson	4.0	4.0
Jim Oswald	39.5	40.5	Amanda Green	4.0	
Wes Ezzell	39.5	32.5	Melanie Keener	3.0	1.0
Brad Boland	39.0	49.0	Will Gurner	1.0	3.0
Jacob Brown	39.0	33.0	Bryant Hornsby		
Donnie Shunnarah	38.5	29.5	Keith Chasteen		
Vince Carpri	38.5	45.5	Umang Patel		
Autumn Meredith	38.0	54.0	Eddie Kovacic		
Joey Stamba	37.5	38.5	Travis Diggs		
Terry Knight	37.5	50.5	Charlie Lorino		
Russell Jordan	37.5	30.5	Pat Martin		
Mark Gray	37.0	27.0	Evan Knight		4.0
Mike Vice	37.0	51.0			

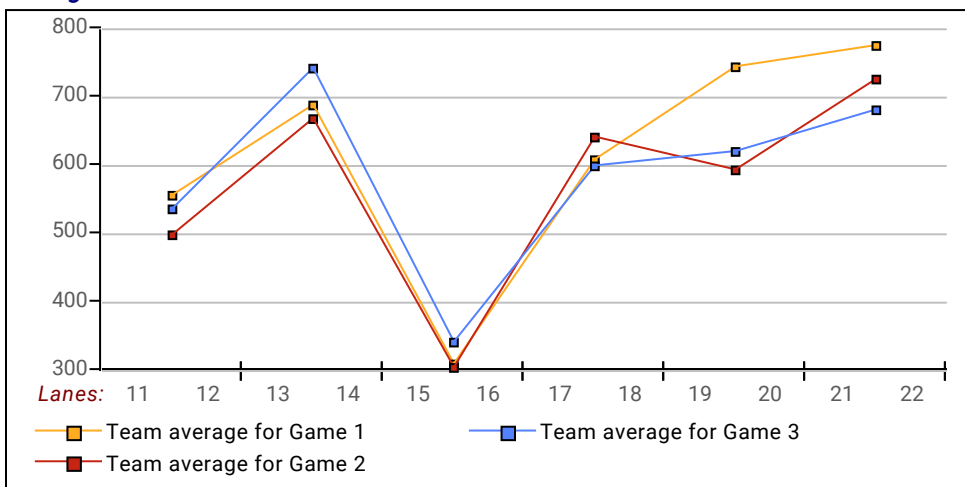
League Average Week-by-Week



Team Average vs Avg of Scores



Average of Scores for Each Game



Amount Over/Under Team Average

