

6:00PM SHIFT: JANUARY, MARCH

8:30PM SHIFT: FEBRUARY, APRIL

Lane Assignments

	11-12	13-14	15-16	17-18	19-20	21-22	23-24	25-26	27-28	29-30	31-32	33-34
Wk15 01/06	-4-	-11-	-3-	-9-	-7-	-6-	-10-	-1-	-2-	-8-	-5-	-12-
Wk16 01/13	-2-	-9-	-11-	-6-	-3-	-1-	-8-	-5-	-4-	-10-	-7-	-12-

Team Standings

Place	#	Team Name	Points Won	Points Lost	Scratch Pins	Pins + HDCP	High Sers	HDCP Sers	High Game	HDCP Game	Team Avg
1	7	The Bowling Stones	215	135	26313	37701	2115	2868	731	1014	532
2	11	Pocket Pounders	207	143	27572	37601	2137	2854	783	1010	645
3	10	Split Happens	207	143	21999	36690	1744	2809	610	964	375
4	3	The Pindemic	205	145	31255	37906	2346	2853	846	1003	697
5	2	Ten Pin Wizards	201	149	31524	37758	2426	2918	867	1031	736
6	9	Conspiracy Theory	176½	173½	32337	37704	2700	3042	941	1055	715
7	1	Tomorrow's Hangover	176	174	25062	37536	1974	2871	722	1028	578
8	5	Ballbarians	161	189	24300	36951	1859	2837	699	995	574
9	4	Straight Hookin'	142½	207½	24035	37100	1877	2825	692	1008	536
10	6	Scared Splitless	136½	213½	26419	37423	2047	2833	749	1000	609
11	8	Spare Me	120½	229½	21307	37000	1675	2854	659	1028	481
12	12	BYE	0	0	0	0	0	0	0	0	0

Review of Last Week's Bowling.....

Pairing	Team Name	HDCP -1-	HDCP -2-	HDCP -3-	HDCP Total	Last Wk WON	Team Name	HDCP -1-	HDCP -2-	HDCP -3-	HDCP Total	Last Wk WON
-1-	The Bowling Stones	799	882	890	2571	15	<---> Split Happens	845	854	824	2523	10
-2-	Pocket Pounders	839	860	885	2584	12	<---> Ten Pin Wizards	885	846	872	2603	13
-3-	The Pindemic	871	963	952	2786	20	<---> Conspiracy Theory	843	806	789	2438	5
-4-	Ballbarians	827	855	816	2498	2	<---> Tomorrow's Hangover	987	862	877	2726	23
-5-	Scared Splitless	840	901	823	2564	3	<---> Straight Hookin'	925	972	917	2814	22
-6-	Spare Me	829	814	858	2501	1	<---> BYE	925	972	917	2814	0

Last Week's Top Scores

Scratch Game	803	The Pindemic	724	Ten Pin Wizards	708	Conspiracy Theory
	696	Tomorrow's Hangover	654	Pocket Pounders	626	Scared Splitless
Scratch Series	2306	The Pindemic	2120	Ten Pin Wizards	2033	Conspiracy Theory
	1891	Pocket Pounders	1853	Tomorrow's Hangover	1767	Straight Hookin'
Handicap Game	987	Tomorrow's Hangover	972	Straight Hookin'	963	The Pindemic
	901	Scared Splitless	890	The Bowling Stones	885	Ten Pin Wizards
					885	Pocket Pounders
Handicap Series	2814	Straight Hookin'	2786	The Pindemic	2726	Tomorrow's Hangover
	2603	Ten Pin Wizards	2584	Pocket Pounders	2571	The Bowling Stones
Scratch Game	237	Ryan Nance	235	Alex Dundon	227	Frankie Portera
	222	Autumn Meredith	210	Gerald Burnett	206	Chris Jones
Scratch Series	677	Alex Dundon	610	Ryan Nance	577	Joey Stamba
	573	Autumn Meredith	572	Frankie Portera	561	Kurt Dinga
Handicap Game	282	Gerald Burnett	276	Billy Fisher	269	Jacob Brown
	269	Frankie Portera	266	Chris Jones	261	Hunter Jones
					261	Alex Dundon
Handicap Series	755	Hunter Jones	755	Alex Dundon	738	Billy Fisher
	703	Joey Stamba	703	Gerald Burnett	698	Frankie Portera

Season High Scores

Team Scratch Game		Team Scratch Series		Team Handicap Game		Team Handicap Series	
941	Conspiracy Theory	2700	Conspiracy Theory	1055	Conspiracy Theory	3042	Conspiracy Theory
867	Ten Pin Wizards	2426	Ten Pin Wizards	1031	Ten Pin Wizards	2918	Ten Pin Wizards
846	The Pindemic	2346	The Pindemic	1028	Tomorrow's Hangover	2871	Tomorrow's Hango
783	Pocket Pounders	2137	Pocket Pounders	1028	Spare Me	2868	The Bowling Stone
749	Scared Splitless	2115	The Bowling Stones	1014	The Bowling Stones	2854	Spare Me
731	The Bowling Stones	2047	Scared Splitless	1010	Pocket Pounders	2854	Pocket Pounders
722	Tomorrow's Hangover	1974	Tomorrow's Hangover	1008	Straight Hookin'	2853	The Pindemic
699	Ballbarians	1877	Straight Hookin'	1003	The Pindemic	2837	Ballbarians
Scratch Game		Scratch Series		Handicap Game		Handicap Series	
286	Mike Dixon	768	Mike Dixon	312	Stevie Robertson	819	Mike Dixon
279	Ryan Nance	740	Ryan Nance	308	Frankie Portera	801	Mark Gray
277	Alex Dundon	696	John Young	307	Alex Dundon	798	Frankie Portera
268	John Young	677	Alex Dundon	305	Jim Oswald	796	Jacob Brown
258	Frankie Portera	662	Lauren Douglas	304	Jeff Brown	796	Jeff Brown
257	Lauren Douglas	657	Kurt Dinga	303	Mike Dixon	790	Stevie Robertson
255	Keith Nance	655	Autumn Meredith	297	Autumn Meredith	787	Hunter Jones
246	Joey Stamba	648	Frankie Portera	296	Chad Eron	783	Jimmy Brown

Most Improved Average

125	to	137.90	=	+12.90	Billy Riley	150	to	161.67	=	+11.67	Jeff Brown
151	to	160.78	=	+9.78	Mark Gray	144	to	153.72	=	+9.72	Brian Robinson
139	to	146.58	=	+7.58	Vince Carpri						

Most Un-Improved Averages

151	to	136.50	=	-14.50	Brad Boland	180	to	166.29	=	-13.71	Donnie Shunnarah
203	to	189.40	=	-13.60	Lauren Douglas	164	to	151.41	=	-12.59	Hunter Jones
222	to	210.05	=	-11.95	Ryan Nance						

Individual High Averages

218.50	Mike Dixon	210.05	Ryan Nance	206.71	John Young	203.55	Alex Dundon	193.98	Keith Nance
191.07	Kurt Dinga	189.40	Lauren Douglas	188.05	Autumn Meredith	184.26	Frankie Portera	184.07	Joey Stamba

High Individual Match Points

36	Alex Dundon	35.5	Jimmy Brown	34.5	Keith Nance	33.5	Sam Lorino	33	Michael Giardina
----	-------------	------	-------------	------	-------------	------	------------	----	------------------

Team Rosters

Book	Avg	Name	Avg	HDCP	Pins	Gms	Points	Won	-1-	-2-	-3-	Total	HDCP	High	HDCP	High	HDCP	Pins +
													Total	Game	Game	Sers	Sers	HDCP
1 - Tomorrow's Hangover			Avg=578															
144		Brian Robinson	153	69	5995	39	31.0	178	160	142	480	687	203	275	533	746	8749	
147		Jason Lee	154	68	2314	15	12.0				0	0	187	261	523	745	3376	
151		Chad Eron	147	74	4429	30	20.0	182	140	130	452	674	212	296	492	744	7357	
135		Ryan Knerr	124	95	2606	21	8.0				0	0	177	268	425	680	5111	
129		Andrew Williams	140	81	1688	12	13.0	157	132	145	434	677	176	266	465	735	2741	
144		Joe Williams	157	65	1885	12	11.0	179	139	169	487	688	179	251	487	699	2779	
166		Jim Oswald	162	61	5347	33	19.0				0	0	235	305	571	781	7423	
2 - Ten Pin Wizards			Avg=736															
175		John Bachofer	178	46	6971	39	32.5	164	166	173	503	638	229	275	622	760	9389	
149		Russell Jordan	155	67	3740	24	18.0	150	160	145	455	653	211	276	541	717	5354	
202		Keith Nance	193	33	8147	42	34.5	173	176	203	552	648	255	289	647	749	9470	
222		Ryan Nance	210	18	8822	42	28.0	237	183	190	610	664	279	273	740	744	9395	
188		Kenny Lee	193	33	2323	12	9.0				0	0	228	261	601	686	2755	
158		Ben Watson	bk158	64	1011	6	4.0				0	0	193	251	509	694	1395	

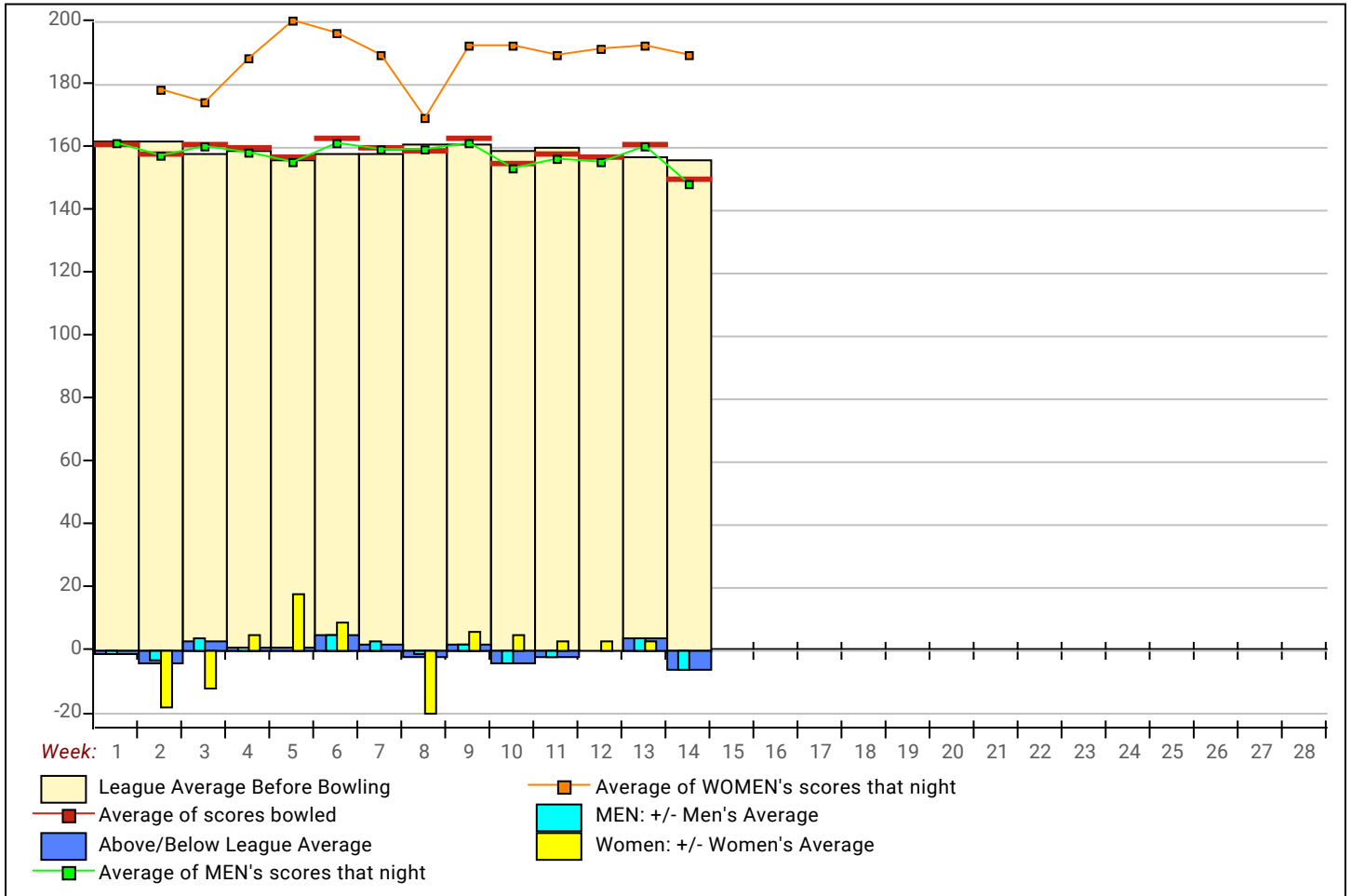
Book	Avg	Name	Avg HDCP	Pins	Gms	Points Won	-1-	-2-	-3-	Total	HDCP Total	High Game	HDCP Game	High Sers	HDCP Sers	Pins + HDCP	
3 - The Pandemic Avg=697																	
166		Chris Jones	163	60	6886	42	28.0	126	206	164	496	676	229	281	578	751	9262
182		Autumn Meredith	188	37	7334	39	25.0	174	177	222	573	687	243	297	655	780	9029
183		Bryant Hornsby	bk183	42	0	0					0	0	0	0	0		0
163		Umang Patel	bk163	60	0	0					0	0	0	0	0		0
181		Amanda Green	bk181	44	531	3	4.0				0	0	189		531		663
203		Lauren Douglas	189	36	7955	42	31.0	183	185	192	560	668	257	284	662	770	9284
196		Alex Dundon	203	24	8549	42	36.0	228	235	214	677	755	277	307	677	755	9668
4 - Straight Hookin' Avg=536																	
145		Billy Fisher	146	75	6133	42	28.5	147	199	161	507	738	214	292	507	738	9397
151		Brad Boland	136	84	4914	36	19.0	140	131	132	403	655	210	281	472	694	8457
—		Shelton Boland	103	114	621	6	3.0	107	104	107	318	666	118	223	318	666	1317
164		Hunter Jones	151	71	5905	39	21.0	182	189	168	539	755	217	288	559	787	9256
150		Pat Boland	144	77	5196	36	21.0				0	0	204	283	490	733	8673
5 - Ballbarians Avg=574																	
125		Billy Riley	137	83	4137	30	25.5				0	0	188	282	464	746	6696
134		Bill Riley	138	82	5828	42	16.5	116	114	105	335	578	209	285	522	768	9089
—		Chris Vernon	152	70	5040	33	24.0	a142	a142	a142	426	636	209	279	538	735	8547
147		Sangy Steelman	147	74	4872	33	15.0	120	136	137	393	609	187	261	505	721	7911
—		Josh Triola	150	72	3160	21	15.0	154	168	137	459	675	200	276	490	718	4708
145		Eddie Kovacic	bk145	76	0	0					0	0	0	0	0		0
—		Keith Chasteen	bk98	118	0	0					0	0	0	0	0		0
6 - Scared Splitless Avg=609																	
139		Vince Carpri	146	75	4837	33	14.5	137	145	114	396	615	200	276	520	745	7351
153		Gerald Burnett	151	71	5456	36	18.0	137	210	140	487	703	210	282	511	742	8027
165		Ross Carpri	162	61	5352	33	23.0	146	139	172	457	637	213	275	528	709	7350
156		Stevie Robertson	150	72	4972	33	19.0	145	132	122	399	609	229	312	541	790	7363
184		Andrew Robertson	176	48	5280	30	14.0				0	0	215	262	586	742	7332
7 - The Bowling Stones Avg=532																	
—		Andrew Brown	103	114	1244	12	10.0	109	109	86	304	643	126	242	335	707	2675
150		Wes Ezzell	153	69	4609	30	20.0	113	137	150	400	601	211	287	549	771	7378
123		David Burnum	bk123	96	1112	8	9.0				0	0	179	275	445	733	2089
150		Jimmy Brown	153	69	6463	42	35.5	125	169	154	448	652	203	275	567	783	9526
167		Buddy Jessup	169	54	5607	33	18.5				0	0	225	275	598	760	7323
174		Michael Giardina	172	52	6745	39	33.0	152	167	200	519	675	236	288	551	704	8710
8 - Spare Me Avg=481																	
—		Parker Knight	132	88	396	3	4.0				0	0	161		396		660
125		Jonathan Hand	128	91	3867	30	17.0				0	0	195	289	427	709	7890
—		Evan Knight	96	120	290	3		85	98	107	290	650	107		290		650
—		Mike Vice	125	94	5291	42	21.0	117	103	120	340	619	173	268	443	728	9269
131		Terry Knight	135	85	5288	39	20.0	148	109	114	371	623	204	288	466	718	8561
—		Greg Peterson	119	99	5029	42	25.5	83	108	121	312	609	166	265	448	745	9304
—		Will Gurner	152	70	456	3	1.0				0	0	185		456		666
9 - Conspiracy Theory Avg=715																	
180		Donnie Shunnarah	166	57	3492	21	15.0				0	0	222	247	583	692	5175
179		Mike Karam	174	50	3133	18	8.5	144	146	140	430	565	217	262	584	719	3925
194		Joey Stamba	184	41	4970	27	14.0	200	189	188	577	703	246	278	603	723	5981
195		Kurt Dinga	191	35	8025	42	27.0	194	178	189	561	666	245	281	657	765	9444
204		John Young	206	21	4341	21	17.0	170	158	137	465	504	268	284	696	765	4737
215		Mike Dixon	218	10	7866	36	31.0				0	0	286	303	768	819	8442

Book	Avg	Name	Avg HDCP	Pins	Gms	Points Won	-1-	-2-	-3-	Total	HDCP Total	High Game	HDCP Game	High Sers	HDCP Sers	Pins + HDCP	
10 - Split Happens Avg=375																	
123		Charlie Lorino	bk123	96	0	0				0	0	0		0		1254	
---		Pat Martin	0	0	0	0				0	0	0		0		544	
120		Sam Lorino	125	94	5257	42	33.5	119	104	115	338	617	169	260	475	748	9154
127		Paul Lorino	127	92	5356	42	30.0	116	131	102	349	622	174	266	413	689	9199
132		Bobby Lorino	130	90	3923	30	21.5	110	108	119	337	601	170	260	467	737	7223
142		Brian Lorino	144	77	5632	39	33.0	150	161	138	449	683	174	253	480	723	9316
11 - Pocket Pounders Avg=645																	
155		Chris Mitchell	173	51	2079	12	12.0				0	0	216	283	570	726	2820
159		Jacob Brown	153	69	5059	33	23.0	133	105	201	439	643	209	281	580	796	7420
151		Mark Gray	160	63	4341	27	18.5	136	117	123	376	550	217	288	588	801	5928
162		Mike Portera	159	63	2395	15	10.5				0	0	198	259	539	710	3298
150		Jeff Brown	161	62	4365	27	20.0				0	0	232	304	580	796	6075
170		Tony Carpri	161	62	4358	27	21.0	166	180	158	504	693	211	265	550	712	6002
190		Frankie Portera	184	41	4975	27	22.0	173	227	172	572	698	258	308	648	798	6058
12 - BYE Avg=0																	

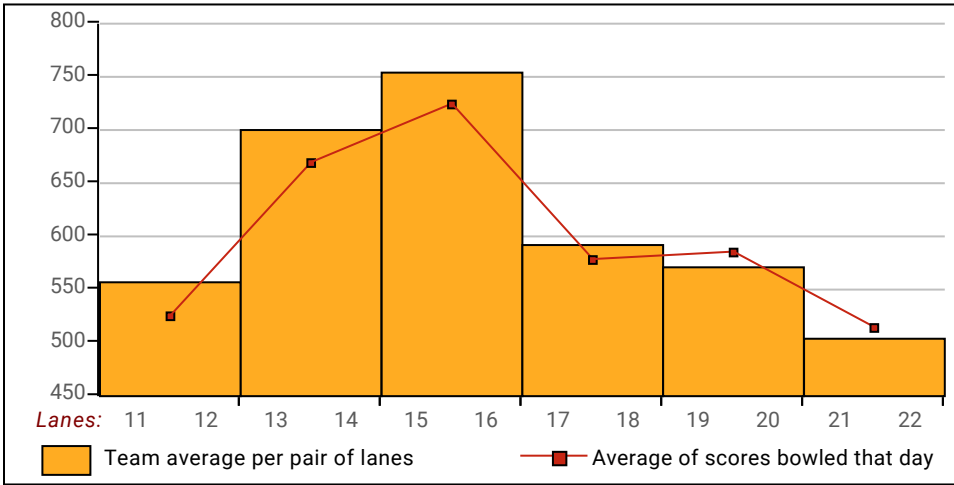
High match Points: All Members of This League

Name	Points Won	Points Lost	Name	Points Won	Points Lost
Alex Dundon	36.0	20.0	Buddy Jessup	18.5	25.5
Jimmy Brown	35.5	20.5	Gerald Burnett	18.0	30.0
Keith Nance	34.5	21.5	Russell Jordan	18.0	14.0
Sam Lorino	33.5	22.5	Jonathan Hand	17.0	23.0
Michael Giardina	33.0	19.0	John Young	17.0	11.0
Brian Lorino	33.0	19.0	Bill Riley	16.5	39.5
John Bachofer	32.5	19.5	Donnie Shunnarah	15.0	13.0
Brian Robinson	31.0	21.0	Sangy Steelman	15.0	29.0
Mike Dixon	31.0	17.0	Josh Triola	15.0	13.0
Lauren Douglas	31.0	25.0	Vince Carpri	14.5	29.5
Paul Lorino	30.0	26.0	Joey Stamba	14.0	22.0
Billy Fisher	28.5	27.5	Andrew Robertson	14.0	26.0
Ryan Nance	28.0	28.0	Andrew Williams	13.0	3.0
Chris Jones	28.0	28.0	Chris Mitchell	12.0	4.0
Kurt Dinga	27.0	29.0	Jason Lee	12.0	8.0
Billy Riley	25.5	14.5	Joe Williams	11.0	5.0
Greg Peterson	25.5	30.5	Mike Portera	10.5	9.5
Autumn Meredith	25.0	27.0	Andrew Brown	10.0	6.0
Chris Vernon	24.0	20.0	Kenny Lee	9.0	7.0
Jacob Brown	23.0	21.0	David Burnum	9.0	2.0
Ross Carpri	23.0	21.0	Mike Karam	8.5	15.5
Frankie Portera	22.0	14.0	Ryan Knerr	8.0	20.0
Bobby Lorino	21.5	18.5	Parker Knight	4.0	
Pat Boland	21.0	27.0	Ben Watson	4.0	4.0
Hunter Jones	21.0	31.0	Amanda Green	4.0	
Tony Carpri	21.0	15.0	Shelton Boland	3.0	5.0
Mike Vice	21.0	35.0	Will Gurner	1.0	3.0
Jeff Brown	20.0	16.0	Bryant Hornsby		
Terry Knight	20.0	32.0	Keith Chasteen		
Chad Eron	20.0	20.0	Umang Patel		
Wes Ezzell	20.0	20.0	Eddie Kovacic		
Brad Boland	19.0	29.0	Travis Diggs		
Jim Oswald	19.0	25.0	Charlie Lorino		
Stevie Robertson	19.0	25.0	Pat Martin		
Mark Gray	18.5	17.5	Evan Knight		4.0

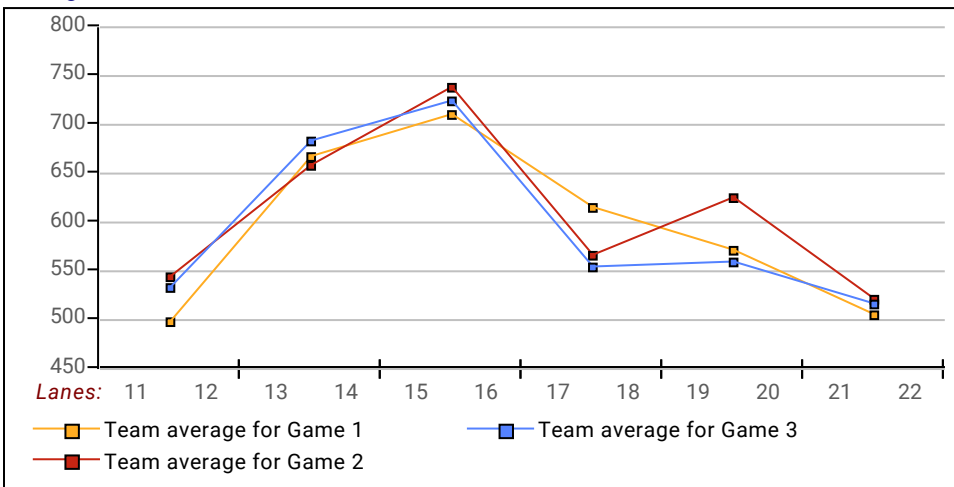
League Average Week-by-Week



Team Average vs Avg of Scores



Average of Scores for Each Game



Amount Over/Under Team Average

