

# Bond & Botes Scratch Classic 2021

Thursday 7:00 pm

## VESTAVIA BOWL

Lanes 9 - 34

USBC Certification:

President: Chuck Maher (205)527-6941

Vice President: Keith Bowman (205)337-9164

Secretary/Treasurer: Andy Okus (205)979-4420

### Lane Assignments

	9-10	11-12	13-14	15-16	17-18	19-20	21-22	23-24	25-26	27-28	29-30	31-32	33-34
Wk02 06/03	26-23	25-2	1-4	6-3	5-8	7-10	12-9	11-14	16-13	15-18	20-17	19-22	21-24
Wk03 06/10	24-19	21-26	23-2	4-25	6-1	8-3	5-10	12-7	14-9	16-11	13-18	15-20	17-22

### Team Standings

Place	Lane	#	Team Name	Points Won	Points Lost	Team Avg	Scratch Pins	High Game	High Sers
1	16	3	Team 3	21	0	607	1982	694	1982
2	28	18	The Dude's	18	3	590	1913	666	1913
3	31	19	Team 19	16	5	589	1907	724	1907
4	27	15	Team 15	16	5	591	1848	666	1848
5	20	10	Team 10	15½	5½	596	1929	698	1929
6	9	26	Team 26	15½	5½	576	1791	627	1791
7	10	23	Team 23	15	6	584	1843	642	1843
8	18	8	Team 8	14	7	598	1963	760	1963
9	12	2	Team 2	14	7	601	1807	616	1807
10	17	5	Team 5	13	8	603	1894	664	1894
11	33	21	Team 21	13	8	589	1741	631	1741
12	21	12	Team 12	12	9	595	1938	688	1938
13	24	14	Team 14	12	9	593	1789	662	1789
14	23	11	Team 11	9	12	595	1918	653	1918
15	26	13	Team 13	9	12	595	1775	619	1775
16	15	6	Team 6	8	13	600	1890	667	1890
17	32	22	Team 22	8	13	588	1682	659	1682
18	19	7	Team 7	7	14	600	1783	666	1783
19	13	1	Team 1	7	14	619	1745	591	1745
20	34	24	Team 24	6	15	580	1775	610	1775
21	22	9	Team 9	5½	15½	596	1909	695	1909
22	11	25	Team 25	5½	15½	579	1728	582	1728
23	29	20	Team 20	5	16	589	1763	609	1763
24	25	16	Team 16	5	16	591	1725	612	1725
25	30	17	#GirlPower	3	18	591	1779	615	1779
26	14	4	Team 4	0	21	605	1645	611	1645

### Review of Last Week's Bowling.....

Lanes	Team Name	-1-	-2-	-3-	Total	Last Wk WON		Team Name	-1-	-2-	-3-	Total	Last Wk WON
9-10	Team 1	580	591	574	1745	7	<--->	Team 2	616	587	604	1807	14
11-12	Team 3	694	661	627	1982	21	<--->	Team 4	611	529	505	1645	0
13-14	Team 5	664	631	599	1894	13	<--->	Team 6	642	667	581	1890	8
15-16	Team 7	549	568	666	1783	7	<--->	Team 8	760	566	637	1963	14
17-18	Team 9	695	625	589	1909	5½	<--->	Team 10	698	671	560	1929	15½
19-20	Team 11	628	653	637	1918	9	<--->	Team 12	631	619	688	1938	12
21-22	Team 13	563	593	619	1775	9	<--->	Team 14	505	662	622	1789	12
23-24	Team 15	598	666	584	1848	16	<--->	Team 16	612	573	540	1725	5
25-26	#GirlPower	590	615	574	1779	3	<--->	The Dude's	599	648	666	1913	18
27-28	Team 19	636	724	547	1907	16	<--->	Team 20	609	562	592	1763	5
29-30	Team 21	572	631	538	1741	13	<--->	Team 22	470	553	659	1682	8
31-32	Team 23	564	637	642	1843	15	<--->	Team 24	610	606	559	1775	6
33-34	Team 25	581	565	582	1728	5½	<--->	Team 26	627	540	624	1791	15½

Thursday 7:00 pm

**VESTAVIA BOWL**

Lanes 9 - 34

**Most Improved Average***Bowlers must have a minimum of 12 games to be listed for most improved average recognition unless they have a book average.*

<b>Men</b>	183 to 221.00 =+38.00	Harold McCollum	236 to 273.67 =+37.67	Johnny Atkinson	175 to 209.67 =+34.67	Gary Cottingham
	196 to 228.00 =+32.00	Greg Sanders	180 to 209.00 =+29.00	Greg Howland	182 to 207.33 =+25.33	Brad Botes
<b>Women</b>	196 to 214.67 =+18.67	Frances Young	198 to 200.33 = +2.33	Kim Maddox	188 to 189.67 = +1.67	Staci Brown
	205 to 203.00 = -2.00	Caitlin Cunningham	175 to 164.67 = -10.33	Angela Henderson	192 to =	Ti Rudolph

**High Individual Match Points**

<b>Men</b>	4	Willie Duff	<b>Women</b>	2.5	Angela Henderson
	4	Larry Davenport		1	Caitlin Cunningham
	4	Keith Lindsay		1	Alonda Brown
	4	Johnny Atkinson		1	Ti Rudolph
	4	Harold McCollum		1	Kim Maddox
	4	Marquez Gowdy		1	Staci Brown

**Individual High Averages**

<b>Men</b>	273.67	Johnny Atkinson	<b>Women</b>	214.67	Frances Young
	234.67	Darren Freeman		203.00	Caitlin Cunningham
	233.67	Daryl Howard		200.33	Kim Maddox
	230.33	Robert Crawford		189.67	Staci Brown
	228.33	Brad Martin		164.67	Angela Henderson
	228.00	Greg Sanders			
	225.67	Mike Dixon			
	224.00	Stephen Wilson			

**Last Week's Top Scores****Team Scratch Game**

760	Team 8
724	Team 19
698	Team 10
695	Team 9
694	Team 3
688	Team 12

**Scratch Game**

<b>Men</b>	279	Daryl Howard
	278	Johnny Atkinson
	278	Jermaine Johnson
	278	Max Duggan
	278	Darren Freeman
	276	Harold McCollum
<b>Women</b>	228	Caitlin Cunningham
	227	Frances Young
	224	Kim Maddox
	198	Staci Brown
	169	Angela Henderson

**Team Scratch Series**

1982	Team 3
1963	Team 8
1938	Team 12
1929	Team 10
1918	Team 11
1913	The Dude's

**Scratch Series**

821	Johnny Atkinson
781	Jermaine Johnson
704	Darren Freeman
701	Daryl Howard
691	Robert Crawford
685	Brad Martin
644	Frances Young
609	Caitlin Cunningham
601	Kim Maddox
569	Staci Brown
494	Angela Henderson

**Season High Scores****Team Scratch Game**

760	Team 8
724	Team 19
698	Team 10
695	Team 9
694	Team 3

**Scratch Game**

<b>Men</b>	279	Daryl Howard
	278	Johnny Atkinson
	278	Darren Freeman
	276	Harold McCollum
	268	Mike Dixon

**Team Scratch Series**

1982	Team 3
1963	Team 8
1938	Team 12
1929	Team 10
1918	Team 11

**Scratch Series**

821	Johnny Atkinson
704	Darren Freeman
701	Daryl Howard
691	Robert Crawford
685	Brad Martin

Thursday 7:00 pm

VESTAVIA BOWL

Lanes 9 - 34

## Season High Scores - Continued

---

<b>Women</b>	228	Caitlin Cunningham	644	Frances Young
	227	Frances Young	609	Caitlin Cunningham
	224	Kim Maddox	601	Kim Maddox
	198	Staci Brown	569	Staci Brown
	169	Angela Henderson	494	Angela Henderson

Thursday 7:00 pm

**VESTAVIA BOWL**

Lanes 9 - 34

**Team Rosters**

	<u>Name</u>	<u>Pins</u>	<u>Gms</u>	<u>Avg</u>	<u>High Game</u>	<u>High Sers</u>	<u>-1-</u>	<u>-2-</u>	<u>-3-</u>	<u>Total</u>
<b>1 - Team 1</b>	Tim Bridges	0	0	bk202	0	0	i194	<b>i194</b>	i194	582
	Marcel Tatum	578	3	bk197	202	578	<b>191</b>	<b>202</b>	185	<b>578</b>
	Greg Buse	0	0	bk220	0	0	i195	i195	<b>i195</b>	585
<b>2 - Team 2</b>	Keith Nance	593	3	bk191	210	593	<b>210</b>	187	<b>196</b>	<b>593</b>
	Allen King	571	3	bk188	217	571	171	183	<b>217</b>	571
	Mike Reeves	643	3	bk222	235	643	<b>235</b>	<b>217</b>	191	<b>643</b>
<b>3 - Team 3</b>	Willie Duff	0	0	bk200	0	0	a190	a190	a190	570
	Keith Lindsay	631	3	bk197	226	631	<b>226</b>	<b>205</b>	<b>200</b>	<b>631</b>
	Brian DePew	0	0	bk210	0	0				0
<b>4 - Team 4</b>	Veritas Hamlett	0	0	bk186	0	0	a176	a176	a176	528
	Sean DePew	475	3	bk198	189	475	189	149	137	475
	Alan Bearden	642	3	bk221	246	642	246	204	192	642
<b>5 - Team 5</b>	Ti Rudolph	0	0	bk192	0	0	i174	i174	<b>i174</b>	522
	George Love	551	3	bk175	223	551	<b>223</b>	179	149	551
	Johnny Atkinson	821	3	bk236	278	821	<b>267</b>	<b>278</b>	<b>276</b>	<b>821</b>
<b>6 - Team 6</b>	Mel Depew	621	3	bk200	237	621	<b>213</b>	<b>237</b>	171	<b>621</b>
	Robin Roseberry	584	3	bk195	215	584	215	<b>197</b>	<b>172</b>	<b>584</b>
	Brad Martin	685	3	bk205	238	685	214	233	238	685
<b>7 - Team 7</b>	Austin Stockton	615	3	bk189	217	615	182	<b>216</b>	<b>217</b>	615
	Lee Hansen	0	0	bk185	0	0	i171	i171	i171	513
	Matt Brannan	0	0	bk226	0	0				0
<b>8 - Team 8</b>	Keith Bowman	632	3	bk193	227	632	<b>227</b>	192	213	<b>632</b>
	Harold McCollum	663	3	bk183	276	663	<b>276</b>	<b>179</b>	<b>208</b>	<b>663</b>
	Alan Darden	668	3	bk222	257	668	<b>257</b>	<b>195</b>	216	<b>668</b>
<b>9 - Team 9</b>	Greg S. Sanders	684	3	bk196	237	684	<b>236</b>	237	<b>211</b>	<b>684</b>
	Rickey Baker	597	3	bk191	223	597	<b>223</b>	177	197	597
	Carl Howard	628	3	bk209	236	628	236	211	181	628
<b>10 - Team 10</b>	Alex Whitt	641	3	bk191	255	641	217	<b>255</b>	169	641
	Greg Howland	627	3	bk180	223	627	<b>223</b>	<b>198</b>	<b>206</b>	<b>627</b>
	Marquez Gowdy	661	3	bk225	258	661	<b>258</b>	<b>218</b>	<b>185</b>	<b>661</b>
<b>11 - Team 11</b>	David Davis II	665	3	bk197	243	665	<b>225</b>	197	<b>243</b>	<b>665</b>
	Chuck Allen	576	3	bk182	211	576	<b>211</b>	<b>188</b>	177	576
	Mike Dixon	677	3	bk216	268	677	192	<b>268</b>	<b>217</b>	677
<b>12 - Team 12</b>	Frances Young	644	3	bk196	227	644	205	<b>212</b>	227	644
	Aaron Travis	603	3	bk179	264	603	180	159	<b>264</b>	<b>603</b>
	Robert Crawford	691	3	bk220	248	691	<b>246</b>	248	197	<b>691</b>
<b>13 - Team 13</b>	Larry Davenport	597	3	bk202	211	597	<b>182</b>	<b>204</b>	<b>211</b>	<b>597</b>
	Robert Parker	518	3	bk178	201	518	<b>177</b>	140	201	518
	Tracy Freeman	660	3	bk215	249	660	<b>204</b>	249	<b>207</b>	660
<b>14 - Team 14</b>	Stanlene Thomas	533	3	bk192	202	533	149	202	182	533
	Rickey Connell	584	3	bk187	237	584	154	<b>193</b>	<b>237</b>	<b>584</b>
	Stephen Wilson	672	3	bk214	267	672	202	<b>267</b>	203	<b>672</b>

Thursday 7:00 pm

**VESTAVIA BOWL**

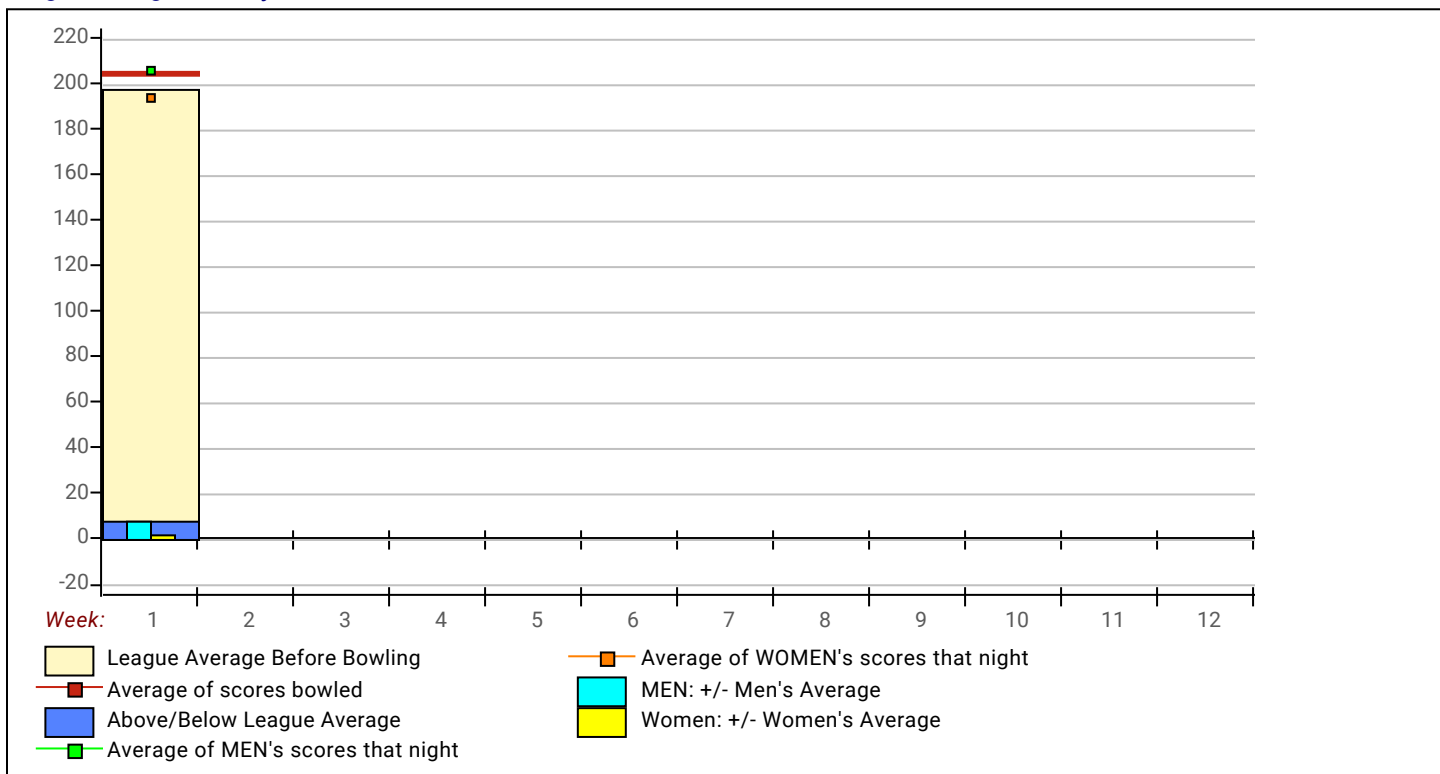
Lanes 9 - 34

	<u>Name</u>	<u>Pins</u>	<u>Gms</u>	<u>Avg</u>	<u>High Game</u>	<u>High Sers</u>	<u>-1-</u>	<u>-2-</u>	<u>-3-</u>	<u>Total</u>
<b>15 - Team 15</b>	Kurt Dinga	600	3	bk197	217	600	<b>185</b>	<b>198</b>	<b>217</b>	<b>600</b>
	Paul Pogue	547	3	bk185	189	547	175	189	<b>183</b>	547
	Daryl Howard	701	3	bk209	279	701	<b>238</b>	<b>279</b>	<b>184</b>	<b>701</b>
<b>16 - Team 16</b>	Anthony Bell	0	0	bk196	0	0	i181	i181	i181	543
	Beau Reed	609	3	bk185	216	609	<b>216</b>	<b>213</b>	180	<b>609</b>
	David Hopkins	573	3	bk210	215	573	215	179	179	573
<b>17 - #GirlPower</b>	Kim Maddox	601	3	bk198	224	601	224	<b>215</b>	162	601
	Staci Brown	569	3	bk188	198	569	<b>187</b>	198	184	569
	Caitlin Cunningham	609	3	bk205	228	609	179	202	<b>228</b>	609
<b>18 - The Dude's</b>	Randy Pounds	644	3	bk202	226	644	<b>226</b>	203	<b>215</b>	<b>644</b>
	Joey Stamba	600	3	bk182	224	600	158	<b>218</b>	<b>224</b>	<b>600</b>
	John Young	669	3	bk206	227	669	<b>215</b>	<b>227</b>	227	<b>669</b>
<b>19 - Team 19</b>	Kenny Lee	581	3	bk187	205	581	<b>205</b>	<b>198</b>	178	<b>581</b>
	Brad Botes	622	3	bk182	248	622	<b>208</b>	<b>248</b>	166	<b>622</b>
	Darren P. Freeman	704	3	bk220	278	704	223	<b>278</b>	<b>203</b>	<b>704</b>
<b>20 - Team 20</b>	Alonda Brown	0	0	bk204	0	0	i189	i189	<b>i189</b>	567
	Drew Dunn	537	3	bk180	208	537	183	146	<b>208</b>	537
	Chris Gadson	659	3	bk205	237	659	<b>237</b>	227	195	659
<b>21 - Team 21</b>	Shawn Ferguson	537	3	bk199	201	537	160	<b>201</b>	176	537
	Eric Smith	555	3	bk175	206	555	<b>200</b>	<b>206</b>	149	<b>555</b>
	Ryan Nance	649	3	bk215	224	649	<b>212</b>	224	213	<b>649</b>
<b>22 - Team 22</b>	Larry Rowland	544	3	bk200	208	544	<b>172</b>	164	<b>208</b>	<b>544</b>
	John Bachofer	499	3	bk175	207	499	137	155	<b>207</b>	499
	Tom Smith	0	0	bk213	0	0				0
	Chris Pietrafesa	639	3	bk214	244	639	161	<b>234</b>	<b>244</b>	639
<b>23 - Team 23</b>	Chuck Maddox	566	3	bk198	235	566	159	172	<b>235</b>	<b>566</b>
	Gary Cottingham	629	3	bk175	217	629	<b>214</b>	<b>217</b>	198	<b>629</b>
	Doug Yates	648	3	bk211	248	648	191	<b>248</b>	<b>209</b>	<b>648</b>
<b>24 - Team 24</b>	Mark McGuire	0	0	bk194	0	0	<b>i183</b>	<b>i183</b>	i183	549
	Joey Tanner	584	3	bk180	199	584	190	195	<b>199</b>	584
	Jack Womack	642	3	bk206	237	642	<b>237</b>	228	177	642
<b>25 - Team 25</b>	Rick Barthel	610	3	bk189	227	610	170	<b>213</b>	227	610
	Angela Henderson	494	3	bk175	169	494	163	<b>162</b>	<b>169</b>	<b>494</b>
	Paul Ealy	624	3	bk215	248	624	248	190	186	624
<b>26 - Team 26</b>	Dallas Thomas	645	3	bk192	256	645	<b>204</b>	185	<b>256</b>	<b>645</b>
	Ken D. Atwater Jr.	493	3	bk175	167	493	<b>167</b>	<b>162</b>	164	493
	Chuck Maher	653	3	bk209	256	653	<b>256</b>	<b>193</b>	<b>204</b>	<b>653</b>

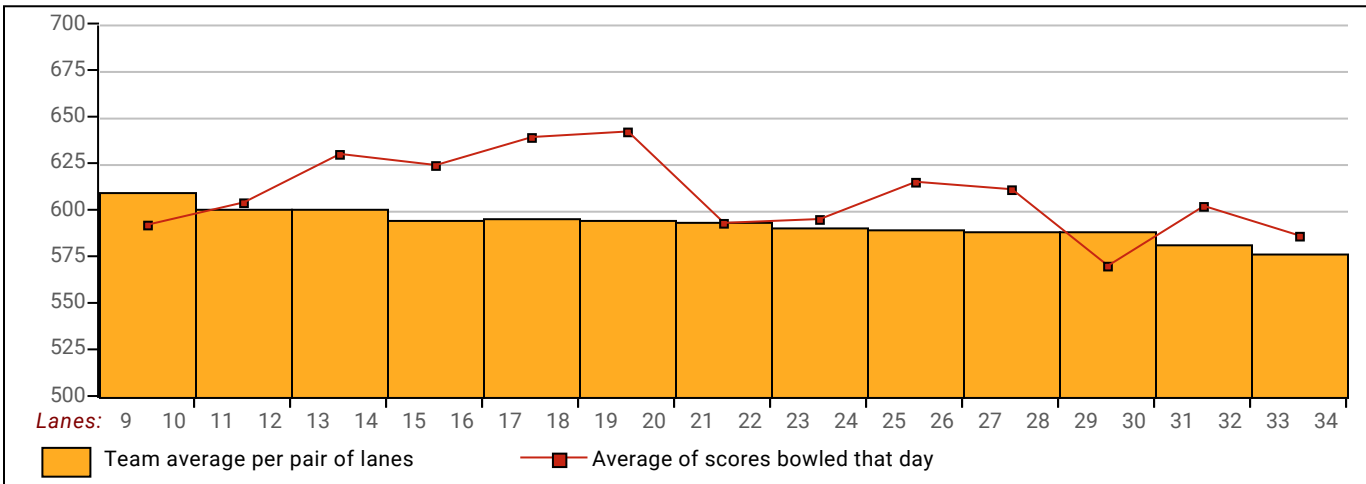
**Temporary Substitutes**

<u>Name</u>	<u>Pins</u>	<u>Gms</u>	<u>Avg</u>	<u>High Game</u>	<u>High Sers</u>	<u>-1-</u>	<u>-2-</u>	<u>-3-</u>	<u>Total</u>
Max Duggan	655	3	218	278	655	196	181	<b>278</b>	655
Jermaine Johnson	781	3	bk201	278	781	<b>278</b>	<b>266</b>	<b>237</b>	<b>781</b>
Andy Okus	0	0	0	0	0				0

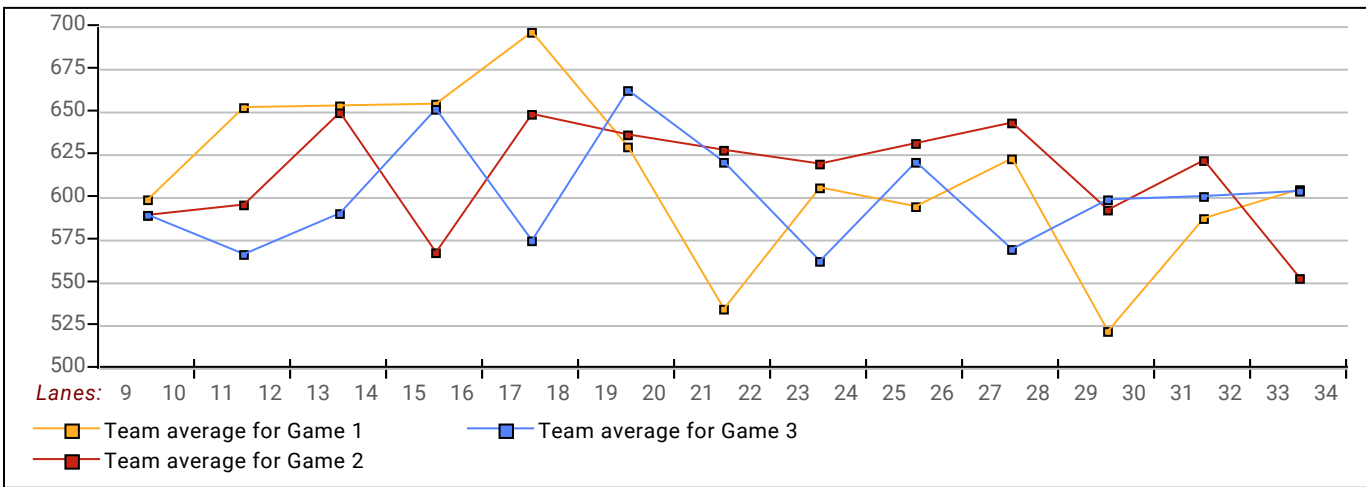
### League Average Week-by-Week



**Team Average vs Avg of Scores**



**Average of Scores for Each Game**



**Amount Over/Under Team Average**

