

6:00PM SHIFT: MARCH
8:30PM SHIFT: FEBRUARY, APRIL

Thanks for bowling! We hope you had a good time. See you next season!

Team Standings

Place	#	Team Name	Points Won	Points Lost	Year-To-Date WON	Scratch Pins	Pins + HDCP	High Sers	HDCP Sers	High Game	HDCP Game
1	5	Ballbarians - 2	215½	134½	376½	49965	75312	2048	2936	722	1018
2	6	Scared Splitless - 2	213½	136½	350	52860	75336	2110	2944	782	1055
3	9	Conspiracy Theory *****	201	149	377½	64063	75574	2700	3042	941	1056
4	4	Straight Hookin'	198	152	340½	48514	74836	1913	2825	692	1008
5	11	Pocket Pounders - 1	185½	164½	392½	55166	75242	2203	2881	813	1039
6	10	Split Happens *****	179	171	386	45057	74373	1847	2900	652	1003
7	2	Ten Pin Wizards	171	179	372	62185	75277	2426	2918	883	1052
8	3	The Pindemic	169½	180½	374½	61126	74893	2346	2853	846	1003
9	1	Tomorrow's Hangover	152	182	328	48013	71854	1974	2871	722	1028
10	7	The Bowling Stones - 1	135	215	350	52056	74385	2115	2868	731	1014
11	8	Spare Me	133	217	253½	42393	73347	1675	2854	659	1028
12	12	BYE	0	0	0	0	0	0	0	0	0

Review of Last Week's Bowling.....

Lanes	Team Name	HDCP -1-	HDCP -2-	HDCP -3-	HDCP Total	Last Wk WON	Team Name	HDCP -1-	HDCP -2-	HDCP -3-	HDCP Total	Last Wk WON
11-12	Scared Splitless - 2	1055	866	946	2867	9	<---> Ballbarians - 2	1018	965	953	2936	16
13-14	Straight Hookin'	901	875	950	2726	9	<---> Conspiracy Theory ***	936	948	848	2732	16
15-16	Pocket Pounders - 1	840	888	951	2679	9	<---> Split Happens *****	900	915	892	2707	16
17-18	The Pindemic	866	902	938	2706	10	<---> Ten Pin Wizards	998	859	934	2791	15
19-20	Tomorrow's Hangover	912	922	880	2714	18½	<---> The Bowling Stones -	849	812	913	2574	6½
21-22	Spare Me	866	880	888	2634	15½	<---> BYE	849	812	913	2574	0

Last Week's Top Scores

Scratch Game	827	Ten Pin Wizards	804	Conspiracy Theory *****	782	Scared Splitless - 2
	765	The Pindemic	724	Pocket Pounders - 1	722	Ballbarians - 2
Scratch Series	2300	Conspiracy Theory *****	2278	Ten Pin Wizards	2187	The Pindemic
	2048	Ballbarians - 2	2048	Scared Splitless - 2	1998	Pocket Pounders - 1
Handicap Game	1055	Scared Splitless - 2	1018	Ballbarians - 2	998	Ten Pin Wizards
	951	Pocket Pounders - 1	950	Straight Hookin'	948	Conspiracy Theory *****
Handicap Series	2936	Ballbarians - 2	2867	Scared Splitless - 2	2791	Ten Pin Wizards
	2732	Conspiracy Theory *****	2726	Straight Hookin'	2714	Tomorrow's Hangover
Scratch Game	264	Joey Stamba	264	Ryan Nance	256	Kurt Dinga
	234	Alex Dundon	224	Keith Nance	215	Russell Jordan
Scratch Series	646	Ryan Nance	627	Mike Dixon	626	Alex Dundon
	613	Joey Stamba	596	Keith Nance	584	Sangy Steelman
Handicap Game	306	Joey Stamba	291	Kurt Dinga	282	Russell Jordan
	281	Stevie Robertson	280	Ryan Nance	276	Billy Riley
Handicap Series	779	Sangy Steelman	775	Billy Riley	755	Stevie Robertson
	754	Russell Jordan	748	Vince Carpri	739	Joey Stamba

Season High Scores

Team Scratch Game		Team Scratch Series		Team Handicap Game		Team Handicap Series	
941	Conspiracy Theory *****	2700	Conspiracy Theory *****	1056	Conspiracy Theory *****	3042	Conspiracy Theory
883	Ten Pin Wizards	2426	Ten Pin Wizards	1055	Scared Splitless - 2	2944	Scared Splitless - 2
846	The Pindemic	2346	The Pindemic	1052	Ten Pin Wizards	2936	Ballbarians - 2
813	Pocket Pounders - 1	2203	Pocket Pounders - 1	1039	Pocket Pounders - 1	2918	Ten Pin Wizards
782	Scared Splitless - 2	2115	The Bowling Stones - 1	1028	Tomorrow's Hangover	2900	Split Happens ****
731	The Bowling Stones - 1	2110	Scared Splitless - 2	1028	Spare Me	2881	Pocket Pounders -
722	Tomorrow's Hangover	2048	Ballbarians - 2	1018	Ballbarians - 2	2871	Tomorrow's Hango
722	Ballbarians - 2	1974	Tomorrow's Hangover	1014	The Bowling Stones - 1	2868	The Bowling Stone

Bowlers must have completed a minimum of 56 games to be eligible for any league award.

Scratch Game		Scratch Series		Handicap Game		Handicap Series	
300	Mike Dixon	785	Mike Dixon	312	Stevie Robertson	824	Mike Dixon
279	Ryan Nance	761	Ryan Nance	311	Mike Dixon	812	Brad Boland
277	Alex Dundon	716	Alex Dundon	307	Jacob Brown	809	Ryan Nance
264	Joey Stamba	662	Lauren Douglas	307	Alex Dundon	796	Jacob Brown
257	Lauren Douglas	661	Kurt Dinga	306	Joey Stamba	790	Stevie Robertson
256	Kurt Dinga	655	Autumn Meredith	305	Donnie Shunnarah	788	Alex Dundon
255	Keith Nance	647	Keith Nance	305	Jim Oswald	787	Hunter Jones
246	Donnie Shunnarah	622	John Bachofer	302	Hunter Jones	783	Jimmy Brown

Most Improved Average

125	to	139.67	=	+14.67	Billy Riley	147	to	158.67	=	+11.67	Sangy Steelman
134	to	145.19	=	+11.19	Bill Riley	196	to	205.51	=	+9.51	Alex Dundon
139	to	147.94	=	+8.94	Vince Carpri						

Most Un-Improved Averages

203	to	182.08	=	-20.92	Lauren Douglas	180	to	166.02	=	-13.98	Donnie Shunnarah
164	to	152.95	=	-11.05	Hunter Jones	184	to	173.72	=	-10.28	Andrew Robertson
202	to	191.99	=	-10.01	Keith Nance						

Individual High Averages

217.61	Mike Dixon	213.00	Ryan Nance	205.51	Alex Dundon	191.99	Keith Nance	191.58	Kurt Dinga
184.00	Joey Stamba	182.08	Lauren Douglas	179.17	Autumn Meredith	171.56	John Bachofer	167.77	Michael Giardina

High Individual Match Points

70	Alex Dundon	68	Keith Nance	64	Kurt Dinga	61.5	Chris Jones	60.5	Brian Lorino
----	-------------	----	-------------	----	------------	------	-------------	------	--------------

Team Rosters

Book	Avg	Name	Avg	HDCP	Pins	Gms	Points	Won	-1-	-2-	-3-	Total	HDCP	Total	High	HDCP	High	HDCP	High	HDCP	Pins +
															Game	Game	Sers	Sers		HDCP	
1		Tomorrow's Hangover																			
			Avg=559																		
	144	Brian Robinson		151	71	9988	66	47.0				0	0	203	275	533	746			15238	
	129	Andrew Williams		132	88	3985	30	21.5	132	119	141	392	653	176	266	465	735			6550	
	151	Chad Eron		149	72	8078	54	43.0	193	177	123	493	712	212	296	521	749			12773	
	135	Ryan Knerr		127	92	4953	39	21.0	120	138	138	396	675	177	270	425	686			9147	
	147	Jason Lee		146	75	5696	39	20.5				0	0	187	261	523	745			8477	
	144	Joe Williams		155	67	2793	18	16.0				0	0	179	251	487	699			4080	
	166	Jim Oswald		163	60	11299	69	42.5	154	175	165	494	674	235	305	571	781			15589	
2		Ten Pin Wizards																			
			Avg=709																		
	175	John Bachofer		171	53	13382	78	50.5	a161	a161	a161	483	642	245	293	622	760			18335	
	149	Russell Jordan		157	65	9421	60	45.5	178	160	215	553	754	215	282	553	754			13468	
	188	Kenny Lee		190	36	3998	21	14.0				0	0	232	268	601	689			4733	
	202	Keith Nance		191	35	16127	84	68.0	224	174	198	596	701	255	289	647	749			18908	
	222	Ryan Nance		213	15	17253	81	57.0	264	193	189	646	694	279	296	761	809			18438	
	158	Ben Watson		bk158	64	1011	6	4.0				0	0	193	251	509	694			1395	

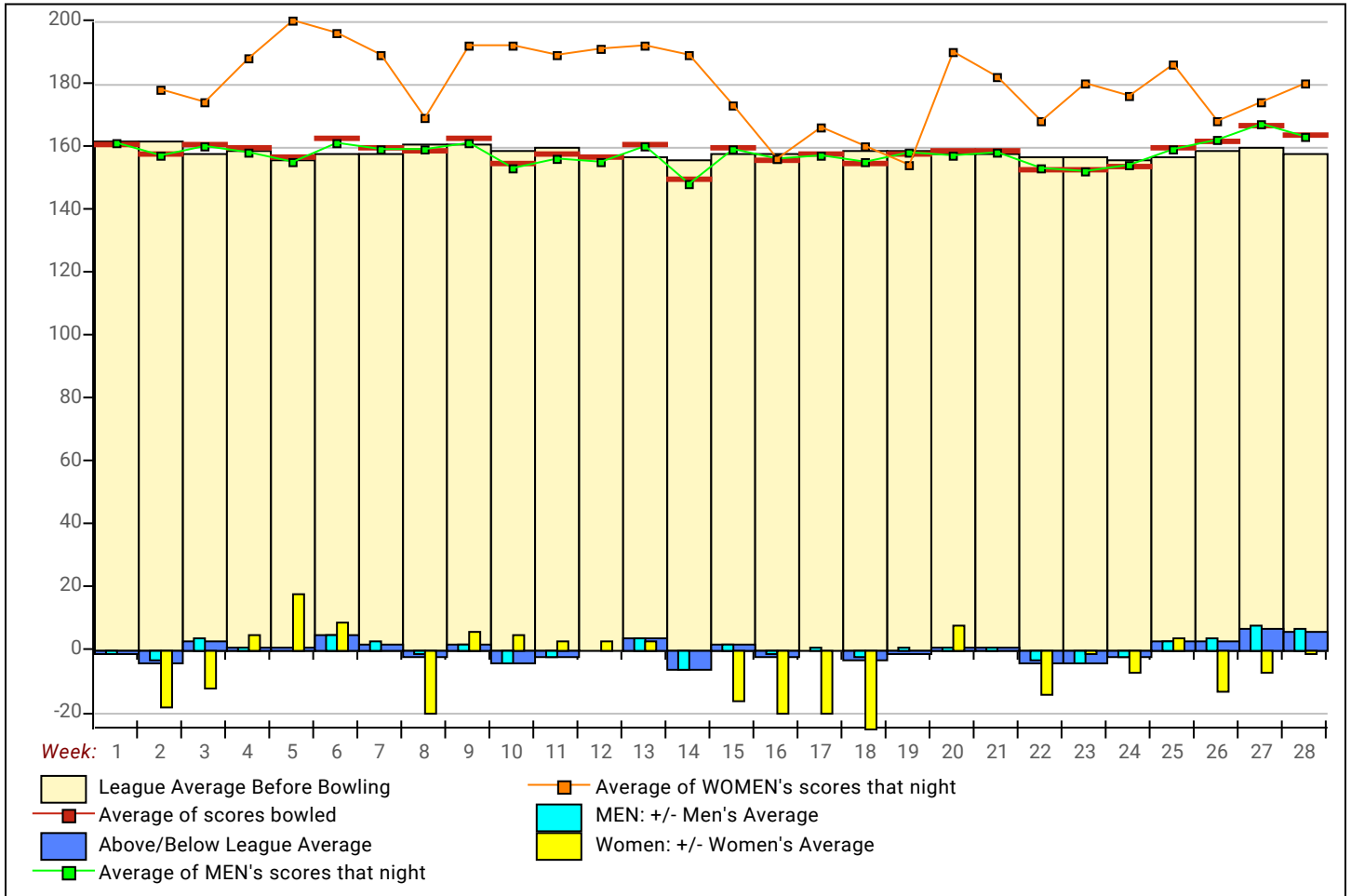
Book	Avg	Name	Avg HDCP	Pins	Gms	Points Won	-1-	-2-	-3-	Total	HDCP Total	High Game	HDCP Game	High Sers	HDCP Sers	Pins + HDCP	
3 - The Pandemic Avg=727																	
166		Chris Jones	161	62	13552	84	61.5	160	180	144	484	670	229	281	578	751	18493
182		Autumn Meredith	179	45	13975	78	40.0	160	160	192	512	647	243	297	655	780	17995
203		Lauren Douglas	182	43	15295	84	56.5	159	211	195	565	697	257	284	662	770	18364
196		Alex Dundon	205	22	17263	84	70.0	214	178	234	626	692	277	307	716	788	19378
181		Amanda Green	bk181	44	531	3	4.0				0	0	189		531		663
163		Umang Patel	bk163	60	0	0					0	0	0		0		0
183		Bryant Hornsby	bk183	42	0	0					0	0	0		0		0
4 - Straight Hookin' Avg=539																	
145		Billy Fisher	145	76	11795	81	57.0	110	156	144	410	638	214	292	507	738	17990
___		Shelton Boland	101	116	2123	21	13.5				0	0	128	245	336	687	4562
151		Brad Boland	141	80	10597	75	48.0	134	117	168	419	659	213	294	569	812	17347
164		Hunter Jones	152	70	11930	78	42.0	176	128	192	496	706	232	302	559	787	18005
150		Pat Boland	150	72	10803	72	52.0	183	176	148	507	723	209	284	528	750	16932
5 - Ballbarians - 2 Avg=586																	
125		Billy Riley	139	81	10056	72	54.5	194	175	160	529	775	194	282	529	775	16086
134		Bill Riley	145	76	12196	84	55.0	159	187	133	479	710	209	285	522	768	18814
___		Chris Vernon	153	69	8276	54	35.0				0	0	209	279	538	735	13886
___		Josh Triola	149	72	5848	39	24.0	167	125	164	456	672	220	292	503	719	8686
147		Sangy Steelman	158	64	11900	75	57.0	202	182	200	584	779	217	287	584	779	17840
145		Eddie Kovacik	bk145	76	0	0					0	0	0		0		0
___		Keith Chasteen	bk98	118	0	0					0	0	0		0		0
6 - Scared Splitless - 2 Avg=630																	
153		Gerald Burnett	155	67	12097	78	47.0	190	146	165	501	705	210	282	547	754	17575
139		Vince Carpri	147	74	10652	72	47.5	199	153	171	523	748	212	288	523	748	16097
156		Stevie Robertson	155	67	11205	72	58.0	213	161	177	551	755	229	312	577	790	16371
184		Andrew Robertson	173	51	6775	39	18.0				0	0	215	262	586	742	9265
165		Ross Carpri	161	62	11609	72	49.5	180	133	160	473	659	213	275	537	723	16028
7 - The Bowling Stones - 1 Avg=544																	
___		Andrew Brown	108	109	1621	15	13.0				0	0	150	264	377	719	3394
123		David Burnum	132	88	3047	23	20.0				0	0	198	289	477	750	5344
150		Wes Ezzell	154	68	9708	63	43.0	146	131	160	437	641	215	287	549	771	16005
150		Jimmy Brown	150	72	11765	78	54.5	115	144	145	404	617	203	275	567	783	17354
167		Buddy Jessup	166	57	10010	60	32.5	a156	a156	a156	468	639	225	276	598	760	15128
174		Michael Giardina	167	56	13086	78	53.0	180	129	200	509	677	236	288	572	734	17160
8 - Spare Me Avg=498																	
___		Evan Knight	96	120	290	3					0	0	107		290		650
___		Greg Peterson	119	99	6095	51	29.5				0	0	166	265	448	745	13133
___		Mike Vice	125	94	9020	72	42.5	155	150	133	438	723	173	268	443	728	17075
___		Jeff Mollison	158	64	952	6	4.0				0	0	184	255	497	710	1378
___		Parker Knight	127	92	3438	27	20.0	118	135	148	401	680	165	260	436	724	6537
131		Terry Knight	135	85	10170	75	37.5	112	114	126	352	604	204	288	466	718	17748
125		Jonathan Hand	124	95	7484	60	30.0	a114	a114	a114	342	627	195	289	446	725	16160
9 - Conspiracy Theory ***** Avg=711																	
179		Mike Karam	170	54	4089	24	10.5				0	0	217	262	584	719	5187
194		Joey Stamba	184	41	12144	66	45.5	168	264	181	613	739	264	306	613	739	14712
180		Donnie Shunnarah	166	57	9463	57	42.5	167	153	166	486	657	246	305	583	743	13219
195		Kurt Dinga	191	35	16093	84	64.0	256	174	144	574	679	256	291	661	769	19006
215		Mike Dixon	217	11	15015	69	50.0	201	213	213	627	657	300	311	785	824	15930
204		John Young	210	18	6321	30	26.0				0	0	274	295	752	815	6879
151		Melanie Keener	bk151	71	428	3	3.0				0	0	150		428		641

Book	Avg	Name	Avg	HDCP	Pins	Gms	Points Won	-1-	-2-	-3-	Total	HDCP Total	High Game	HDCP Game	High Sers	HDCP Sers	Pins + HDCP
10 - Split Happens *****			Avg=514														
123		Charlie Lorino	bk123	96		0	0				0	0	0		0		1254
120		Sam Lorino	125	94	10562	84	60.5	121	116	121	358	640	182	277	475	760	18431
127		Paul Lorino	130	90	10973	84	57.0	161	136	139	436	706	174	266	443	716	18623
132		Bobby Lorino	136	84	9824	72	57.0	110	168	144	422	674	187	273	506	764	16766
142		Brian Lorino	146	75	11867	81	60.5	165	152	145	462	687	201	279	546	779	18755
---		Pat Martin	0	0	0	0					0	0	0		0		544
11 - Pocket Pounders - 1			Avg=637														
159		Jacob Brown	156	66	8925	57	42.0				0	0	239	307	580	796	13551
151		Mark Gray	161	62	8701	54	39.0				0	0	217	288	588	801	11971
155		Chris Mitchell	160	63	6720	42	23.0	128	185	188	501	690	216	283	570	726	9234
150		Jeff Brown	160	63	8205	51	37.0	182	185	152	519	708	232	304	580	796	11436
162		Mike Portera	158	64	6199	39	30.5	121	132	193	446	635	219	282	539	710	8608
170		Tony Carpri	168	55	6571	39	32.0				0	0	223	285	585	771	9553
190		Frankie Portera	187	38	8606	46	36.0	182	159	191	532	646	258	308	653	798	10889
12 - BYE			Avg=0														

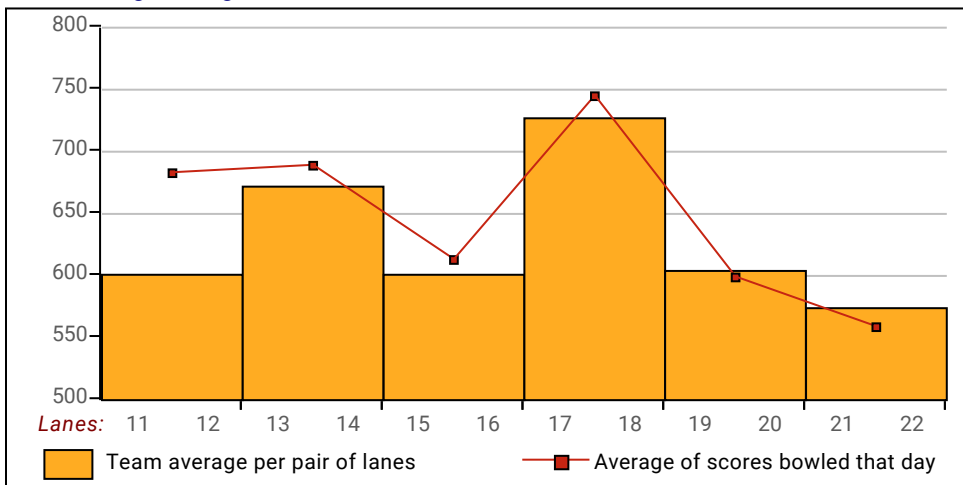
High match Points: All Members of This League

Name	Points Won	Points Lost	Name	Points Won	Points Lost
Alex Dundon	70.0	42.0	Terry Knight	37.5	62.5
Keith Nance	68.0	44.0	Jeff Brown	37.0	31.0
Kurt Dinga	64.0	48.0	Frankie Portera	36.0	26.0
Chris Jones	61.5	50.5	Chris Vernon	35.0	37.0
Brian Lorino	60.5	47.5	Buddy Jessup	32.5	47.5
Sam Lorino	60.5	51.5	Tony Carpri	32.0	20.0
Stevie Robertson	58.0	38.0	Mike Portera	30.5	21.5
Billy Fisher	57.0	51.0	Jonathan Hand	30.0	50.0
Sangy Steelman	57.0	43.0	Greg Peterson	29.5	38.5
Paul Lorino	57.0	55.0	John Young	26.0	14.0
Ryan Nance	57.0	51.0	Josh Triola	24.0	28.0
Bobby Lorino	57.0	39.0	Chris Mitchell	23.0	33.0
Lauren Douglas	56.5	55.5	Andrew Williams	21.5	18.5
Bill Riley	55.0	57.0	Ryan Knerr	21.0	31.0
Jimmy Brown	54.5	49.5	Jason Lee	20.5	31.5
Billy Riley	54.5	41.5	David Burnum	20.0	11.0
Michael Giardina	53.0	51.0	Parker Knight	20.0	16.0
Pat Boland	52.0	44.0	Andrew Robertson	18.0	34.0
John Bachofer	50.5	53.5	Joe Williams	16.0	8.0
Mike Dixon	50.0	42.0	Kenny Lee	14.0	14.0
Ross Carpri	49.5	46.5	Shelton Boland	13.5	14.5
Brad Boland	48.0	52.0	Andrew Brown	13.0	7.0
Vince Carpri	47.5	48.5	Mike Karam	10.5	21.5
Brian Robinson	47.0	41.0	Ben Watson	4.0	4.0
Gerald Burnett	47.0	57.0	Amanda Green	4.0	
Joey Stamba	45.5	42.5	Jeff Mollison	4.0	4.0
Russell Jordan	45.5	34.5	Melanie Keener	3.0	1.0
Chad Eron	43.0	29.0	Will Gurner	1.0	3.0
Wes Ezzell	43.0	41.0	Bryant Hornsby		
Donnie Shunnarah	42.5	33.5	Keith Chasteen		
Mike Vice	42.5	53.5	Umang Patel		
Jim Oswald	42.5	49.5	Eddie Kovacic		
Hunter Jones	42.0	62.0	Travis Diggs		
Jacob Brown	42.0	34.0	Charlie Lorino		
Autumn Meredith	40.0	64.0	Pat Martin		
Mark Gray	39.0	33.0	Evan Knight		4.0

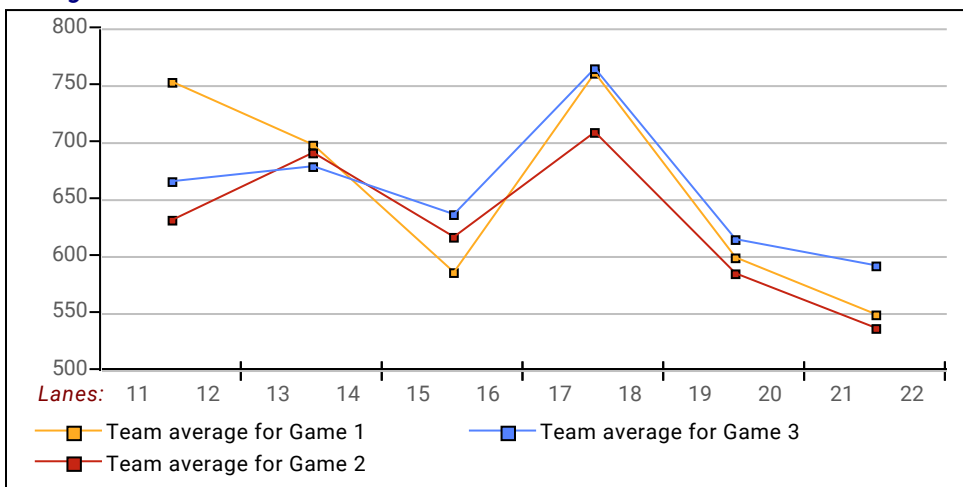
League Average Week-by-Week



Team Average vs Avg of Scores



Average of Scores for Each Game



Amount Over/Under Team Average

