

6:00PM SHIFT: JANUARY, MARCH  
8:30PM SHIFT: FEBRUARY, APRIL

### Lane Assignments

	11-12	13-14	15-16	17-18	19-20	21-22	23-24	25-26	27-28	29-30	31-32	33-34
Wk19 02/03	-10-	-2-	-7-	-5-	-11-	-3-	-8-	-6-	-9-	-1-	-4-	-12-
Wk20 02/10	-11-	-7-	-3-	-2-	-1-	-8-	-5-	-10-	-6-	-4-	-9-	-12-

### Team Standings

Place	#	Team Name	Points	Points	Year-To-Date	Scratch	Pins +	High	HDCP	High	HDCP
			Won	Lost	WON	Pins	HDCP	Sers	Sers	Game	Game
1	2	Ten Pin Wizards	72	28	273	40403	48605	2426	2918	867	1031
2	5	Ballbarians	64	36	225	31415	47732	1880	2837	699	1005
3	9	Conspiracy Theory	61	39	237½	41451	48618	2700	3042	941	1056
4	4	Straight Hookin'	61	39	203½	30918	47874	1877	2825	692	1008
5	6	Scared Splitless	57½	42½	194	33705	47937	2047	2833	749	1000
6	10	Split Happens	57½	42½	264½	28464	47382	1744	2809	627	979
7	1	Tomorrow's Hangover	51½	48½	227½	32172	48099	1974	2871	722	1028
8	11	Pocket Pounders - 1	46	54	253	35436	48222	2137	2854	783	1010
9	8	Spare Me	39	61	159½	27371	47411	1675	2854	659	1028
10	3	The Pindemic	35½	64½	240½	39572	48152	2346	2853	846	1003
11	7	The Bowling Stones - 1	32	68	247	33750	48216	2115	2868	731	1014
12	12	BYE	0	0	0	0	0	0	0	0	0

### Review of Last Week's Bowling.....

Pairing	Team Name	HDCP -1-	HDCP -2-	HDCP -3-	HDCP Total	Last Wk WON	Team Name	HDCP -1-	HDCP -2-	HDCP -3-	HDCP Total	Last Wk WON
-1-	Spare Me	856	894	874	2624	17	<---> The Pindemic	819	834	870	2523	8
-2-	Scared Splitless	919	859	797	2575	8½	<---> Split Happens	910	865	857	2632	16½
-3-	Ballbarians	885	882	830	2597	12	<---> Conspiracy Theory	888	836	911	2635	13
-4-	Tomorrow's Hangover	853	843	865	2561	6	<---> Pocket Pounders - 1	878	885	942	2705	19
-5-	Straight Hookin'	873	910	896	2679	18	<---> The Bowling Stones -	885	878	860	2623	7
-6-	Ten Pin Wizards	911	965	901	2777	21	<---> BYE	885	878	860	2623	0

### Last Week's Top Scores

Scratch Game	800	Ten Pin Wizards	765	Conspiracy Theory	704	The Pindemic
	692	Pocket Pounders - 1	640	Scared Splitless	639	The Bowling Stones - 1
Scratch Series	2282	Ten Pin Wizards	2197	Conspiracy Theory	2025	The Pindemic
	1955	Pocket Pounders - 1	1885	The Bowling Stones - 1	1773	Straight Hookin'
Handicap Game	965	Ten Pin Wizards	942	Pocket Pounders - 1	919	Scared Splitless
	911	Conspiracy Theory	910	Straight Hookin'	910	Split Happens
Handicap Series	2777	Ten Pin Wizards	2705	Pocket Pounders - 1	2679	Straight Hookin'
	2635	Conspiracy Theory	2632	Split Happens	2624	Spare Me
Scratch Game	245	John Bachofer	236	Alex Dundon	224	John Young
	223	Tony Carpri	221	Keith Nance	219	Joey Stamba
Scratch Series	648	Alex Dundon	618	John Young	593	John Bachofer
	592	Keith Nance	585	Tony Carpri	582	Ryan Nance
Handicap Game	293	John Bachofer	285	Tony Carpri	269	Jonathan Hand
	265	Bobby Lorino	261	Michael Giardina	261	Alex Dundon
Handicap Series	771	Tony Carpri	737	John Bachofer	725	Michael Giardina
	725	Jonathan Hand	723	Alex Dundon	719	Russell Jordan

**Season High Scores**

Team Scratch Game		Team Scratch Series		Team Handicap Game		Team Handicap Series	
941	Conspiracy Theory	2700	Conspiracy Theory	1056	Conspiracy Theory	3042	Conspiracy Theory
867	Ten Pin Wizards	2426	Ten Pin Wizards	1031	Ten Pin Wizards	2918	Ten Pin Wizards
846	The Pindemic	2346	The Pindemic	1028	Tomorrow's Hangover	2871	Tomorrow's Hango
783	Pocket Pounders - 1	2137	Pocket Pounders - 1	1028	Spare Me	2868	The Bowling Stone
749	Scared Splitless	2115	The Bowling Stones - 1	1014	The Bowling Stones - 1	2854	Spare Me
731	The Bowling Stones - 1	2047	Scared Splitless	1010	Pocket Pounders - 1	2854	Pocket Pounders -
722	Tomorrow's Hangover	1974	Tomorrow's Hangover	1008	Straight Hookin'	2853	The Pindemic
699	Ballbarians	1880	Ballbarians	1005	Ballbarians	2837	Ballbarians
Scratch Game		Scratch Series		Handicap Game		Handicap Series	
286	Mike Dixon	768	Mike Dixon	312	Stevie Robertson	819	Mike Dixon
279	Ryan Nance	761	Ryan Nance	308	Frankie Portera	815	John Young
277	Alex Dundon	752	John Young	307	Alex Dundon	809	Ryan Nance
274	John Young	677	Alex Dundon	305	Donnie Shunnarah	801	Mark Gray
258	Frankie Portera	662	Lauren Douglas	305	Jim Oswald	798	Frankie Portera
257	Lauren Douglas	660	Kurt Dinga	304	Jeff Brown	796	Jacob Brown
255	Keith Nance	655	Autumn Meredith	303	Mike Dixon	796	Jeff Brown
246	Joey Stamba	648	Frankie Portera	297	Autumn Meredith	790	Stevie Robertson
246	Donnie Shunnarah						

**Most Improved Average**

125	to	138.00	=	+13.00	Billy Riley	150	to	160.60	=	+10.60	Jeff Brown
151	to	160.64	=	+9.64	Mark Gray	144	to	153.06	=	+9.06	Brian Robinson
196	to	203.67	=	+7.67	Alex Dundon						

**Most Un-Improved Averages**

203	to	184.63	=	-18.37	Lauren Douglas	180	to	165.50	=	-14.50	Donnie Shunnarah
151	to	137.15	=	-13.85	Brad Boland	164	to	152.38	=	-11.63	Hunter Jones
202	to	191.65	=	-10.35	Keith Nance						

**Individual High Averages**

217.69	Mike Dixon	213.52	Ryan Nance	211.52	John Young	203.67	Alex Dundon	191.65	Keith Nance
189.65	Kurt Dinga	187.69	Joey Stamba	184.63	Lauren Douglas	183.97	Frankie Portera	182.04	Autumn Meredith

**High Individual Match Points**

49	Alex Dundon	44.5	Keith Nance	44	Brian Lorino	41.5	John Bachofer	41.5	Sam Lorino
----	-------------	------	-------------	----	--------------	------	---------------	------	------------

**Team Rosters**

Book	Avg	Name	Avg	HDCP	Pins	Gms	Points Won	-1-	-2-	-3-	Total	HDCP Total	High Game	HDCP Game	High Sers	HDCP Sers	Pins + HDCP
<b>1 - Tomorrow's Hangover</b>			Avg=565														
144	Brian Robinson	153	69	7806	51	38.0	129	94	153	376	580	203	275	533	746	11379	
129	Andrew Williams	140	81	2101	15	14.0				0	0	176	266	465	735	3397	
151	Chad Eron	147	74	5755	39	29.0	151	150	125	426	645	212	296	521	749	9352	
135	Ryan Knerr	125	94	3377	27	9.0	114	152	130	396	681	177	268	425	681	6452	
147	Jason Lee	152	70	3203	21	16.5				0	0	187	261	523	745	4673	
166	Jim Oswald	161	62	7247	45	31.0	161	149	159	469	655	235	305	571	781	10067	
144	Joe Williams	157	65	1885	12	11.0				0	0	179	251	487	699	2779	
<b>2 - Ten Pin Wizards</b>			Avg=736														
175	John Bachofer	177	47	9070	51	41.5	245	180	168	593	737	245	293	622	760	12055	
149	Russell Jordan	155	67	5610	36	28.0	162	181	172	515	719	211	276	541	719	8037	
202	Keith Nance	191	35	10349	54	44.5	158	221	213	592	697	255	289	647	749	12074	
222	Ryan Nance	213	15	11530	54	41.0	181	218	183	582	624	279	294	761	809	12289	
188	Kenny Lee	193	33	2323	12	9.0				0	0	228	261	601	686	2755	
158	Ben Watson	bk158	64	1011	6	4.0				0	0	193	251	509	694	1395	

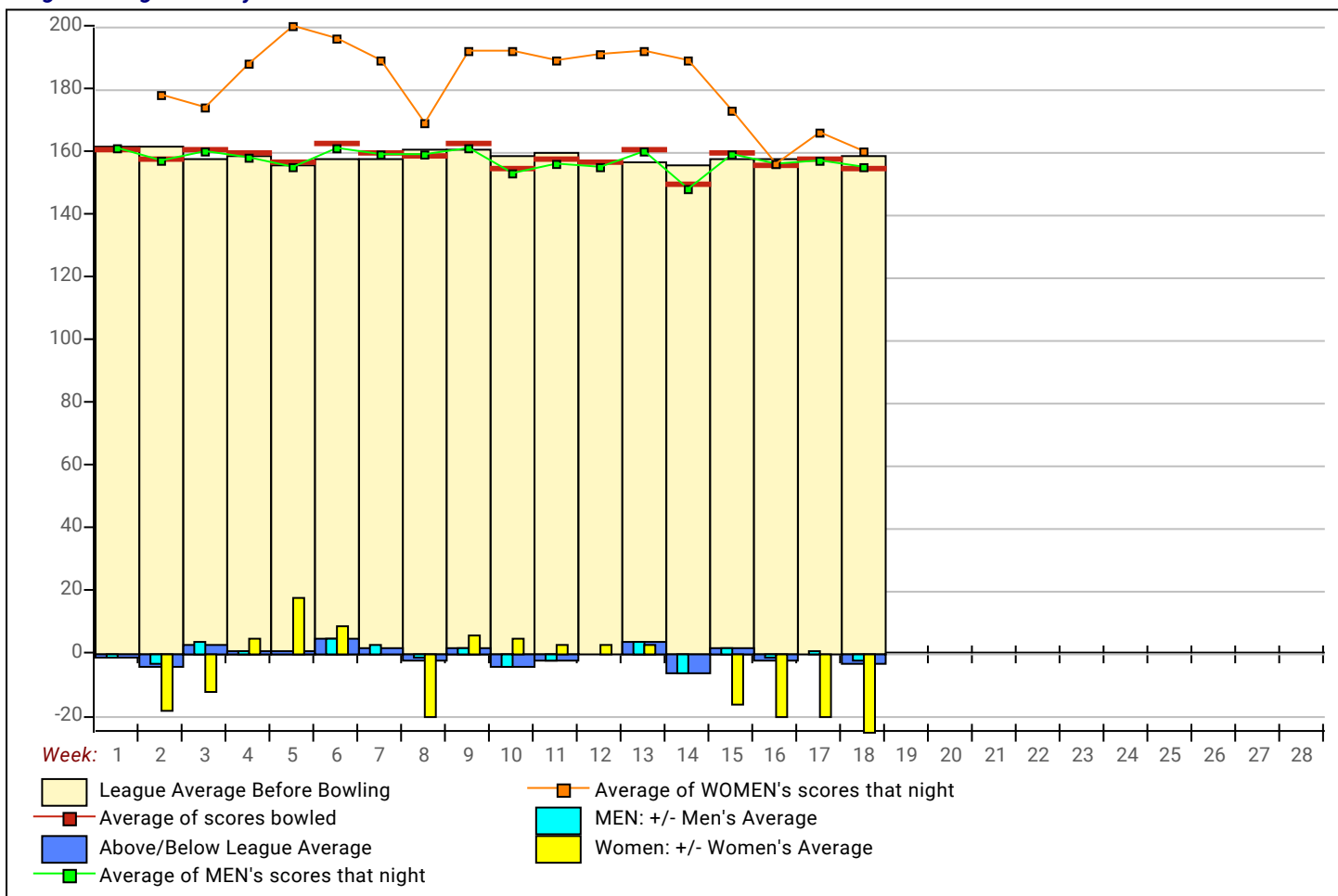
Book	Avg	Name	Avg HDCP	Pins	Gms	Points Won	-1-	-2-	-3-	Total	HDCP Total	High Game	HDCP Game	High Sers	HDCP Sers	Pins + HDCP	
<b>3 - The Pandemic</b> Avg=731																	
166		Chris Jones	162	61	8789	54	37.0	127	141	<b>151</b>	419	596	229	281	578	751	11876
182		Autumn Meredith	182	43	9284	51	26.0	181	133	145	459	585	243	297	655	780	11456
203		Lauren Douglas	184	41	9970	54	35.5	<b>148</b>	179	<b>172</b>	499	<b>619</b>	257	284	662	770	11752
196		Alex Dundon	203	24	10998	54	49.0	<b>197</b>	<b>215</b>	<b>236</b>	648	<b>723</b>	277	307	677	755	12405
181		Amanda Green	bk181	44	531	3	4.0				0	0	189		531		663
163		Umang Patel	bk163	60	0	0					0	0	0		0		0
183		Bryant Hornsby	bk183	42	0	0					0	0	0		0		0
<b>4 - Straight Hookin'</b> Avg=534																	
145		Billy Fisher	147	74	7498	51	37.5	<b>157</b>	<b>149</b>	136	442	<b>664</b>	214	292	507	738	11434
—		Shelton Boland	98	118	1176	12	5.0				0	0	120	234	318	666	2556
151		Brad Boland	137	83	6583	48	29.0	<b>117</b>	<b>156</b>	<b>137</b>	410	<b>659</b>	210	281	472	706	11122
164		Hunter Jones	152	70	7314	48	28.0	<b>189</b>	124	<b>170</b>	483	<b>696</b>	217	288	559	787	11304
150		Pat Boland	147	74	7081	48	31.0	108	<b>179</b>	151	438	660	209	284	504	735	11458
<b>5 - Ballbarians</b> Avg=579																	
125		Billy Riley	138	82	5796	42	35.5	<b>118</b>	<b>128</b>	120	366	609	188	282	464	746	9336
—		Chris Vernon	152	70	5500	36	24.0				0	0	209	279	538	735	9853
—		Josh Triola	150	72	4075	27	18.0	147	<b>153</b>	112	412	622	220	292	503	719	6049
134		Bill Riley	139	81	7556	54	30.5	<b>146</b>	<b>151</b>	<b>159</b>	456	<b>699</b>	209	285	522	768	11795
147		Sangy Steelman	151	71	6799	45	26.0	<b>171</b>	<b>147</b>	136	454	<b>667</b>	201	273	546	762	10699
145		Eddie Kovacik	bk145	76	0	0					0	0	0		0		0
—		Keith Chasteen	bk98	118	0	0					0	0	0		0		0
<b>6 - Scared Splitless</b> Avg=606																	
139		Vince Carpri	145	76	6543	45	24.5	<b>139</b>	96	102	337	559	200	276	520	745	9948
153		Gerald Burnett	153	69	7358	48	32.0	<b>162</b>	<b>174</b>	146	482	<b>692</b>	210	282	511	742	10772
156		Stevie Robertson	149	72	6297	42	23.5	143	<b>180</b>	<b>137</b>	460	676	229	312	541	790	9336
165		Ross Carpri	159	63	6718	42	28.0	<b>196</b>	130	133	459	648	213	275	528	709	9274
184		Andrew Robertson	174	50	6267	36	17.0				0	0	215	262	586	742	8607
<b>7 - The Bowling Stones - 1</b> Avg=536																	
—		Andrew Brown	108	109	1621	15	13.0				0	0	150	264	377	719	3394
150		Wes Ezzell	153	69	5059	33	22.0	a143	a143	a143	429	636	211	287	549	771	9307
123		David Burnum	bk123	96	1112	8	9.0				0	0	179	275	445	733	2089
150		Jimmy Brown	152	70	8209	54	38.5	115	135	136	386	593	203	275	567	783	12103
167		Buddy Jessup	170	54	7171	42	25.5	174	<b>186</b>	147	507	669	225	275	598	760	10015
174		Michael Giardina	170	54	8707	51	39.0	<b>207</b>	168	<b>188</b>	563	<b>725</b>	236	288	563	725	11308
<b>8 - Spare Me</b> Avg=487																	
—		Evan Knight	96	120	290	3					0	0	107		290		650
131		Terry Knight	135	85	6493	48	24.0	<b>145</b>	<b>159</b>	104	408	<b>663</b>	204	288	466	718	11161
125		Jonathan Hand	128	91	5384	42	24.0	<b>151</b>	<b>119</b>	<b>176</b>	446	<b>725</b>	195	289	446	725	10520
—		Parker Knight	128	91	1540	12	10.0	85	<b>141</b>	119	345	609	161	253	430	706	2608
—		Mike Vice	126	93	6439	51	26.0	a116	a116	a116	348	627	173	268	443	728	11878
—		Greg Peterson	119	99	5029	42	25.5				0	0	166	265	448	745	9928
—		Will Gurner	152	70	456	3	1.0				0	0	185		456		666
<b>9 - Conspiracy Theory</b> Avg=758																	
180		Donnie Shunnarah	165	58	4965	30	22.0	132	147	<b>165</b>	444	<b>612</b>	246	305	583	743	7164
194		Joey Stamba	187	38	7320	39	27.0	<b>210</b>	151	<b>219</b>	580	<b>694</b>	246	278	603	723	8805
195		Kurt Dinga	189	36	10241	54	35.0	176	192	187	555	663	245	281	660	765	12080
215		Mike Dixon	217	11	9143	42	31.0				0	0	286	303	768	819	9785
179		Mike Karam	174	50	3133	18	8.5				0	0	217	262	584	719	3925
204		John Young	211	17	5711	27	22.0	<b>224</b>	200	<b>194</b>	618	666	274	295	752	815	6218
151		Melanie Keener	bk151	71	428	3	3.0				0	0	150		428		641

Book	Avg	Name	Avg HDCP	Pins	Gms	Points Won	-1-	-2-	-3-	Total	HDCP Total	High Game	HDCP Game	High Sers	HDCP Sers	Pins + HDCP	
<b>10 - Split Happens</b> Avg=508																	
123		Charlie Lorino	bk123	96	0	0				0	0	0		0		1254	
120		Sam Lorino	124	95	6709	54	41.5	111	<b>115</b>	<b>116</b>	342	<b>627</b>	169	260	475	748	11743
127		Paul Lorino	128	91	6922	54	38.0	104	126	<b>143</b>	373	<b>646</b>	174	266	414	690	11866
132		Bobby Lorino	133	87	5601	42	32.0	<b>177</b>	129	<b>121</b>	427	<b>691</b>	177	265	467	737	9963
142		Brian Lorino	145	76	7401	51	44.0	168	<b>145</b>	<b>127</b>	440	<b>668</b>	196	273	488	725	12012
—		Pat Martin	0	0	0	0				0	0	0		0		544	
<b>11 - Pocket Pounders - 1</b> Avg=658																	
159		Jacob Brown	153	69	5994	39	28.0	<b>155</b>	<b>142</b>	147	444	<b>648</b>	209	281	580	796	9402
151		Mark Gray	160	63	5783	36	24.5				0	0	217	288	588	801	7925
162		Mike Portera	162	61	2916	18	13.5				0	0	219	282	539	710	4008
190		Frankie Portera	183	42	6255	34	27.0				0	0	258	308	648	798	8058
150		Jeff Brown	160	63	4818	30	22.0	<b>165</b>	130	<b>158</b>	453	<b>639</b>	232	304	580	796	6714
170		Tony Carpri	164	59	4943	30	25.0	<b>151</b>	<b>211</b>	<b>223</b>	585	<b>771</b>	223	285	585	771	6773
155		Chris Mitchell	164	59	3950	24	15.0	157	152	<b>164</b>	473	<b>647</b>	216	283	570	726	5342
<b>12 - BYE</b> Avg=0																	

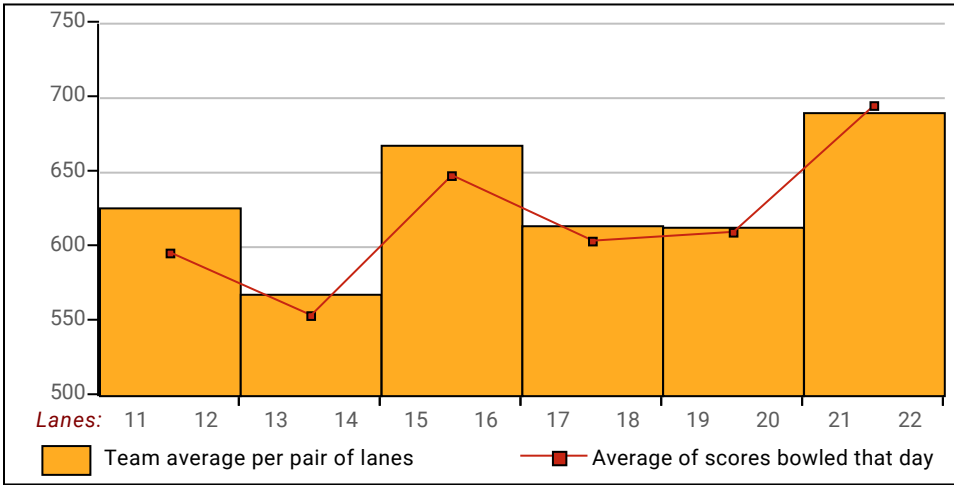
### High match Points: All Members of This League

Name	Points Won	Points Lost	Name	Points Won	Points Lost
Alex Dundon	49.0	23.0	Vince Carpri	24.5	35.5
Keith Nance	44.5	27.5	Chris Vernon	24.0	24.0
Brian Lorino	44.0	24.0	Terry Knight	24.0	40.0
John Bachofer	41.5	26.5	Jonathan Hand	24.0	32.0
Sam Lorino	41.5	30.5	Stevie Robertson	23.5	32.5
Ryan Nance	41.0	31.0	Jeff Brown	22.0	18.0
Michael Giardina	39.0	29.0	Donnie Shunnarah	22.0	18.0
Jimmy Brown	38.5	33.5	Wes Ezzell	22.0	22.0
Brian Robinson	38.0	30.0	John Young	22.0	14.0
Paul Lorino	38.0	34.0	Josh Triola	18.0	18.0
Billy Fisher	37.5	30.5	Andrew Robertson	17.0	31.0
Chris Jones	37.0	35.0	Jason Lee	16.5	11.5
Billy Riley	35.5	20.5	Chris Mitchell	15.0	17.0
Lauren Douglas	35.5	36.5	Andrew Williams	14.0	6.0
Kurt Dinga	35.0	37.0	Mike Portera	13.5	10.5
Gerald Burnett	32.0	32.0	Andrew Brown	13.0	7.0
Bobby Lorino	32.0	24.0	Joe Williams	11.0	5.0
Pat Boland	31.0	33.0	Parker Knight	10.0	6.0
Jim Oswald	31.0	29.0	Ryan Knerr	9.0	27.0
Mike Dixon	31.0	25.0	Kenny Lee	9.0	7.0
Bill Riley	30.5	41.5	David Burnum	9.0	2.0
Brad Boland	29.0	35.0	Mike Karam	8.5	15.5
Chad Eron	29.0	23.0	Shelton Boland	5.0	11.0
Hunter Jones	28.0	36.0	Ben Watson	4.0	4.0
Jacob Brown	28.0	24.0	Amanda Green	4.0	
Ross Carpri	28.0	28.0	Melanie Keener	3.0	1.0
Russell Jordan	28.0	20.0	Will Gurner	1.0	3.0
Joey Stamba	27.0	25.0	Bryant Hornsby		
Frankie Portera	27.0	19.0	Keith Chasteen		
Sangy Steelman	26.0	34.0	Umang Patel		
Mike Vice	26.0	42.0	Eddie Kovacik		
Autumn Meredith	26.0	42.0	Travis Diggs		
Buddy Jessup	25.5	30.5	Charlie Lorino		
Greg Peterson	25.5	30.5	Pat Martin		
Tony Carpri	25.0	15.0	Evan Knight		4.0
Mark Gray	24.5	23.5			

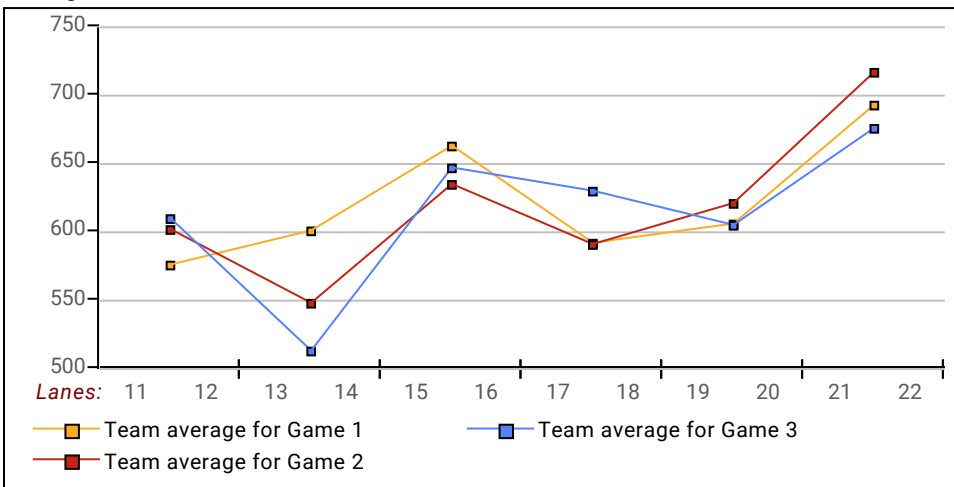
League Average Week-by-Week



**Team Average vs Avg of Scores**



**Average of Scores for Each Game**



**Amount Over/Under Team Average**

