

Wednesday 7:15 pm

VESTAVIA BOWL

Lanes 11 - 22

6:00PM SHIFT: MARCH
8:30PM SHIFT: FEBRUARY, APRIL

Lane Assignments

	<u>11-12</u>	<u>13-14</u>	<u>15-16</u>	<u>17-18</u>	<u>19-20</u>	<u>21-22</u>	<u>23-24</u>	<u>25-26</u>	<u>27-28</u>	<u>29-30</u>	<u>31-32</u>	<u>33-34</u>
Wk27 04/07	-2-	-9-	-1-	-3-	-11-	-6-	-10-	-4-	-5-	-8-	-7-	-12-
Wk28 04/14	Manual Assignments Position Round											

Team Standings

Place	#	Team Name	Points Won	Points Lost	Year-To-Date WON	Scratch Pins	Pins + HDCP	High Sers	HDCP Sers	High Game	HDCP Game
1	6	Scared Splitless	183½	116½	320	48702	69525	2047	2833	749	1000
2	5	Ballbarians	176½	123½	337½	46023	69588	1952	2861	699	1005
3	11	Pocket Pounders - 1	172½	127½	379½	51138	69852	2203	2881	813	1039
4	4	Straight Hookin'	169	131	311½	44769	69300	1882	2825	692	1008
5	9	Conspiracy Theory	167	133	343½	59315	69950	2700	3042	941	1056
6	10	Split Happens	158	142	365	41687	68942	1847	2900	652	1003
7	2	Ten Pin Wizards	149	151	350	57654	69717	2426	2918	883	1052
8	3	The Pindemic	148	152	353	56788	69517	2346	2853	846	1003
9	1	Tomorrow's Hangover	120	164	296	44450	66470	1974	2871	722	1028
10	7	The Bowling Stones - 1	116½	183½	331½	48354	69174	2115	2868	731	1014
11	8	Spare Me	115½	184½	236	39273	68097	1675	2854	659	1028
12	12	BYE	0	0	0	0	0	0	0	0	0

Review of Last Week's Bowling.....

Pairing	Team Name	HDCP -1-	HDCP -2-	HDCP -3-	HDCP Total	Last Wk WON	Team Name	HDCP -1-	HDCP -2-	HDCP -3-	HDCP Total	Last Wk WON
-1-	Scared Splitless	914	887	912	2713	15	<---> The Bowling Stones -	863	840	958	2661	10
-2-	Pocket Pounders - 1	1024	1039	818	2881	16	<---> Straight Hookin'	880	986	871	2737	9
-3-	Spare Me	866	844	921	2631	11	<---> Ten Pin Wizards	818	965	918	2701	14
-4-	Conspiracy Theory	852	805	850	2507	8	<---> The Pindemic	874	904	896	2674	17
-5-	Tomorrow's Hangover	861	895	842	2598	3	<---> Split Happens	933	963	932	2828	22
-6-	Ballbarians	917	942	918	2777	8	<---> BYE	933	963	932	2828	0

Last Week's Top Scores

Scratch Game	813	Pocket Pounders - 1	794	Ten Pin Wizards	731	The Pindemic
	713	Conspiracy Theory	708	The Bowling Stones - 1	645	Ballbarians
Scratch Series	2203	Pocket Pounders - 1	2188	Ten Pin Wizards	2155	The Pindemic
	2090	Conspiracy Theory	1911	The Bowling Stones - 1	1886	Ballbarians
Handicap Game	1039	Pocket Pounders - 1	986	Straight Hookin'	965	Ten Pin Wizards
	963	Split Happens	958	The Bowling Stones - 1	942	Ballbarians
Handicap Series	2881	Pocket Pounders - 1	2828	Split Happens	2777	Ballbarians
	2737	Straight Hookin'	2713	Scared Splitless	2701	Ten Pin Wizards
Scratch Game	239	Jacob Brown	235	Frankie Portera	234	Alex Dundon
	226	Keith Nance	223	Ryan Nance	209	Kurt Dinga
Scratch Series	653	Frankie Portera	645	Ryan Nance	615	Alex Dundon
	603	Keith Nance	577	Kurt Dinga	562	Jacob Brown
Handicap Game	307	Jacob Brown	276	Frankie Portera	270	Brian Lorino
	267	Sam Lorino	265	Chris Jones	262	Brad Boland
					262	Keith Nance
Handicap Series	776	Frankie Portera	774	Brian Lorino	766	Jacob Brown
	760	Sam Lorino	720	Chris Jones	718	Brad Boland

Season High Scores

Team Scratch Game		Team Scratch Series		Team Handicap Game		Team Handicap Series	
941	Conspiracy Theory	2700	Conspiracy Theory	1056	Conspiracy Theory	3042	Conspiracy Theory
883	Ten Pin Wizards	2426	Ten Pin Wizards	1052	Ten Pin Wizards	2918	Ten Pin Wizards
846	The Pindemic	2346	The Pindemic	1039	Pocket Pounders - 1	2900	Split Happens
813	Pocket Pounders - 1	2203	Pocket Pounders - 1	1028	Tomorrow's Hangover	2881	Pocket Pounders -
749	Scared Splitless	2115	The Bowling Stones - 1	1028	Spare Me	2871	Tomorrow's Hango
731	The Bowling Stones - 1	2047	Scared Splitless	1014	The Bowling Stones - 1	2868	The Bowling Stone
722	Tomorrow's Hangover	1974	Tomorrow's Hangover	1008	Straight Hookin'	2861	Ballbarians
699	Ballbarians	1952	Ballbarians	1005	Ballbarians	2854	Spare Me
Scratch Game		Scratch Series		Handicap Game		Handicap Series	
300	Mike Dixon	768	Mike Dixon	312	Stevie Robertson	819	Mike Dixon
279	Ryan Nance	761	Ryan Nance	311	Mike Dixon	809	Ryan Nance
277	Alex Dundon	716	Alex Dundon	307	Jacob Brown	801	Mark Gray
257	Lauren Douglas	662	Lauren Douglas	307	Alex Dundon	796	Jacob Brown
255	Keith Nance	660	Kurt Dinga	305	Donnie Shunnarah	790	Stevie Robertson
247	Kurt Dinga	655	Autumn Meredith	305	Jim Oswald	788	Alex Dundon
246	Joey Stamba	647	Keith Nance	302	Hunter Jones	787	Hunter Jones
246	Donnie Shunnarah	622	John Bachofer	297	Autumn Meredith	783	Jimmy Brown

Most Improved Average

125	to	137.53	=	+12.53	Billy Riley	134	to	144.35	=	+10.35	Bill Riley
151	to	161.33	=	+10.33	Mark Gray	147	to	156.36	=	+9.36	Sangy Steelman
196	to	205.36	=	+9.36	Alex Dundon						

Most Un-Improved Averages

203	to	181.87	=	-21.13	Lauren Douglas	180	to	165.86	=	-14.14	Donnie Shunnarah
151	to	139.26	=	-11.74	Brad Boland	164	to	152.32	=	-11.68	Hunter Jones
202	to	191.37	=	-10.63	Keith Nance						

Individual High Averages

215.92	Mike Dixon	211.99	Ryan Nance	205.36	Alex Dundon	191.37	Keith Nance	190.49	Kurt Dinga
184.12	Joey Stamba	181.87	Lauren Douglas	180.01	Autumn Meredith	171.95	John Bachofer	168.29	Michael Giardina

High Individual Match Points

67	Alex Dundon	65	Keith Nance	59.5	Sam Lorino	59	Kurt Dinga	56.5	Brian Lorino
----	-------------	----	-------------	------	------------	----	------------	------	--------------

Team Rosters

Book	Avg	Name	Avg	HDCP	Pins	Gms	Points	Won	-1-	-2-	-3-	Total	HDCP	High	HDCP	High	HDCP	High	Pins +	
													Total	Game	Game	Sers	Sers		HDCP	
1 - Tomorrow's Hangover	Avg=559																			
144		Brian Robinson	151	71	9988	66	47.0	a141	a141	a141		423	636	203	275	533	746		15238	
129		Andrew Williams	134	86	3216	24	16.0	112	119	116		347	599	176	266	465	735		5262	
151		Chad Eron	148	73	7132	48	37.0					0	0	212	296	521	749		11389	
135		Ryan Knerr	126	93	4557	36	17.0					0	0	177	270	425	686		8472	
147		Jason Lee	146	75	5259	36	19.5					0	0	187	261	523	745		7815	
144		Joe Williams	155	67	2793	18	16.0	166	160	125		451	649	179	251	487	699		4080	
166		Jim Oswald	163	60	10284	63	39.5	160	193	178		531	714	235	305	571	781		14214	
2 - Ten Pin Wizards	Avg=707																			
175		John Bachofer	171	53	12896	75	47.5	119	157	158		434	587	245	293	622	760		17048	
149		Russell Jordan	155	67	8413	54	39.5	148	190	168		506	707	211	276	541	719		12058	
188		Kenny Lee	190	36	3998	21	14.0					0	0	232	268	601	689		4733	
202		Keith Nance	191	35	14927	78	65.0	179	226	198		603	711	255	289	647	749		17498	
222		Ryan Nance	211	17	15899	75	53.0	201	221	223		645	696	279	294	761	809		16985	
158		Ben Watson	bk158	64	1011	6	4.0					0	0	193	251	509	694		1395	

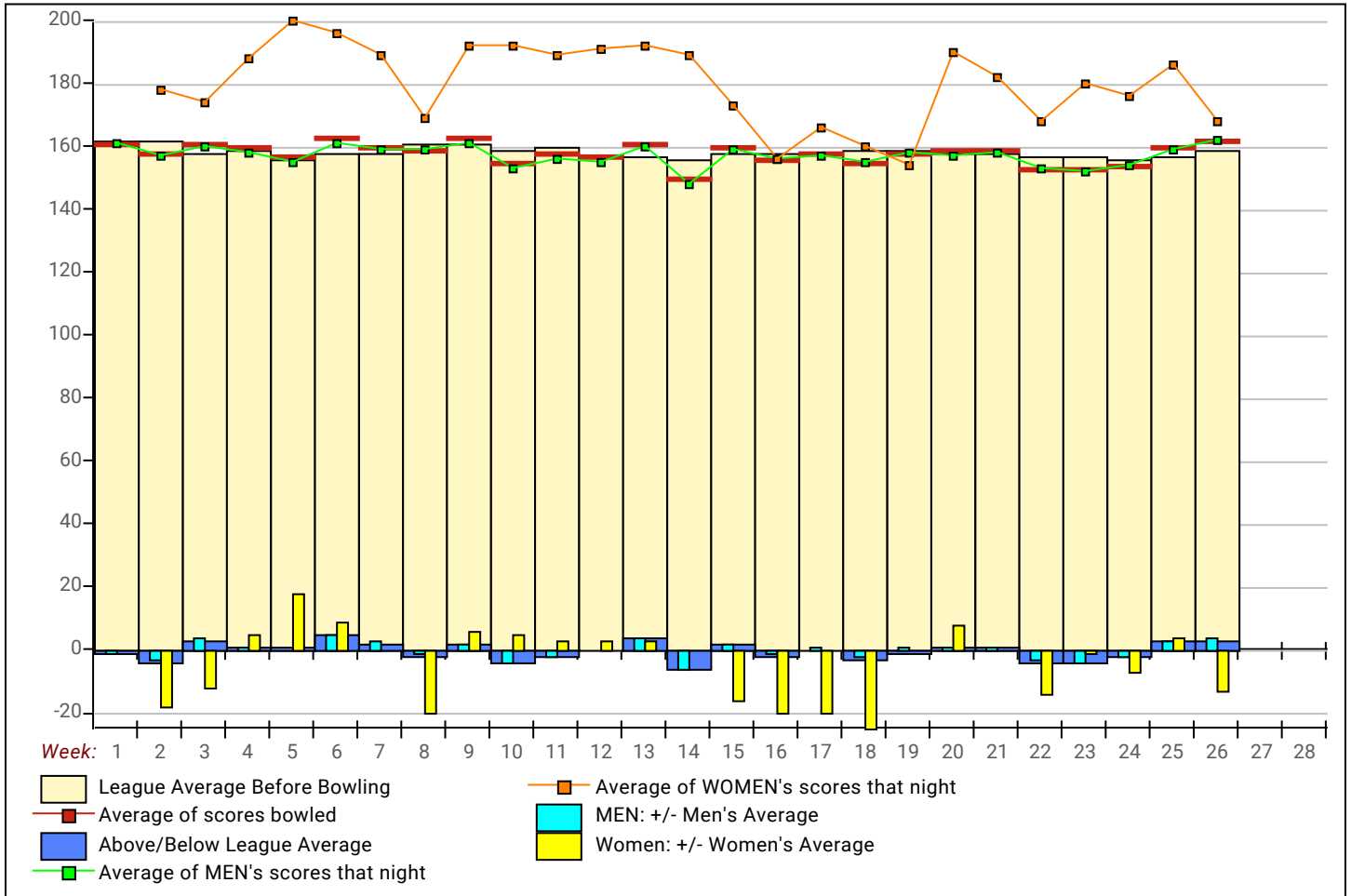
Book	Avg	Name	Avg	HDCP	Pins	Gms	Points	Won	-1-	-2-	-3-	Total	HDCP	High	HDCP	High	HDCP	Pins +	
													Total	Game	Game	Sers	Sers	HDCP	
3 - The Pandemic			Avg=727																
166		Chris Jones	161	62	12582	78	56.5		159	202	170	531	720	229	281	578	751	17151	
182		Autumn Meredith	180	45	12961	72	39.0		145	188	179	512	647	243	297	655	780	16711	
203		Lauren Douglas	181	44	14186	78	51.5		163	165	169	497	626	257	284	662	770	16991	
196		Alex Dundon	205	22	16018	78	67.0		234	176	205	615	681	277	307	716	788	18001	
181		Amanda Green	bk181	44	531	3	4.0					0	0	189		531		663	
163		Umang Patel	bk163	60	0	0						0	0	0		0		0	
183		Bryant Hornsby	bk183	42	0	0						0	0	0		0		0	
4 - Straight Hookin'			Avg=537																
145		Billy Fisher	145	76	10929	75	53.0		112	156	156	424	652	214	292	507	738	16668	
		Shelton Boland	101	116	2123	21	13.5		108	128	100	336	687	128	245	336	687	4562	
151		Brad Boland	139	81	9609	69	42.0		150	180	142	472	718	210	281	472	718	15876	
164		Hunter Jones	152	70	10967	72	40.0		165	177	128	470	680	232	302	559	787	16622	
150		Pat Boland	149	72	9875	66	46.0					0	0	209	284	528	750	15572	
5 - Ballbarians			Avg=590																
125		Billy Riley	137	83	9077	66	48.5		145	147	147	439	688	188	282	466	746	14612	
134		Bill Riley	144	77	11259	78	50.0		163	178	135	476	710	209	285	522	768	17415	
		Chris Vernon	153	69	8276	54	35.0		147	159	160	466	673	209	279	538	735	13886	
147		Sangy Steelman	156	66	10789	69	49.0		165	161	179	505	706	217	287	559	769	16336	
		Josh Triola	149	72	4933	33	20.0					0	0	220	292	503	719	7339	
145		Eddie Kovacik	bk145	76	0	0						0	0	0		0		0	
		Keith Chasteen	bk98	118	0	0						0	0	0		0		0	
6 - Scared Splitless			Avg=623																
153		Gerald Burnett	153	69	11087	72	44.0		143	166	137	446	650	210	282	547	754	16154	
139		Vince Carpri	145	76	9629	66	41.5		164	152	162	478	706	212	288	520	745	14621	
156		Stevie Robertson	152	70	10077	66	50.0		167	126	176	469	679	229	312	541	790	14829	
184		Andrew Robertson	173	51	6775	39	18.0					0	0	215	262	586	742	9265	
165		Ross Carpri	160	63	10612	66	47.5		163	166	160	489	678	213	275	537	723	14656	
7 - The Bowling Stones - 1			Avg=544																
		Andrew Brown	108	109	1621	15	13.0					0	0	150	264	377	719	3394	
123		David Burnum	132	88	3047	23	20.0					0	0	198	289	477	750	5344	
150		Wes Ezzell	154	68	8799	57	42.5		169	159	176	504	711	215	287	549	771	14688	
150		Jimmy Brown	150	72	10861	72	49.5		127	104	177	408	621	203	275	567	783	16021	
167		Buddy Jessup	167	56	9558	57	31.5		143	162	173	478	643	225	276	598	760	13869	
174		Michael Giardina	168	55	12117	72	48.0		174	165	182	521	686	236	288	572	734	15858	
8 - Spare Me			Avg=465																
		Evan Knight	96	120	290	3						0	0	107		290		650	
		Parker Knight	126	93	3037	24	16.0					0	0	165	260	436	724	5230	
		Greg Peterson	119	99	6095	51	29.5					0	0	166	265	448	745	13133	
125		Jonathan Hand	124	95	7484	60	30.0	a114	a114	a114	342	627	195	289	446	725	14906		
		Mike Vice	124	95	8582	69	39.0		135	101	159	395	680	173	268	443	728	16352	
131		Terry Knight	136	84	9418	69	37.5		124	147	133	404	656	204	288	466	718	16492	
		Jeff Mollison	151	71	455	3	2.0		148	137	170	455	668	170		455		668	
9 - Conspiracy Theory			Avg=709																
179		Mike Karam	170	54	4089	24	10.5		168	139	158	465	621	217	262	584	719	5187	
194		Joey Stamba	184	41	11047	60	40.5		201	127	208	536	659	246	278	608	734	13366	
180		Donnie Shunnarah	165	58	8459	51	38.5					0	0	246	305	583	743	11870	
195		Kurt Dinga	190	36	14858	78	59.0		190	209	178	577	685	247	283	660	765	17558	
215		Mike Dixon	215	13	13603	63	46.0		154	191	167	512	542	300	311	768	819	14449	
204		John Young	210	18	6321	30	26.0					0	0	274	295	752	815	6879	
151		Melanie Keener	bk151	71	428	3	3.0					0	0	150		428		641	

Book	Avg	Name	Avg HDCP	Pins	Gms	Points Won	-1-	-2-	-3-	Total	HDCP Total	High Game	HDCP Game	High Sers	HDCP Sers	Pins + HDCP	
10 - Split Happens Avg=512																	
123		Charlie Lorino	bk123	96	0	0				0	0	0		0		1254	
120		Sam Lorino	126	93	9846	78	59.5	143	172	160	475	760	182	277	475	760	17154
127		Paul Lorino	129	90	10110	78	55.0	138	131	145	414	684	174	266	443	716	17220
132		Bobby Lorino	134	86	8896	66	50.0	112	128	115	355	610	177	265	488	752	15328
142		Brian Lorino	146	75	11004	75	56.5	194	186	166	546	774	201	279	546	779	17442
---		Pat Martin	0	0	0	0				0	0	0		0		544	
11 - Pocket Pounders - 1 Avg=636																	
159		Jacob Brown	156	66	8925	57	42.0	239	212	111	562	766	239	307	580	796	13551
151		Mark Gray	161	62	8228	51	38.0	149	187	137	473	659	217	288	588	801	11312
162		Mike Portera	160	63	5291	33	28.5				0	0	219	282	539	710	7322
155		Chris Mitchell	159	63	5724	36	20.0				0	0	216	283	570	726	7860
150		Jeff Brown	160	63	7686	48	35.0				0	0	232	304	580	796	10728
170		Tony Carpri	168	55	6571	39	32.0	183	179	153	515	680	223	285	585	771	9553
190		Frankie Portera	186	39	7474	40	33.0	227	235	191	653	776	258	308	653	798	9526
12 - BYE Avg=0																	

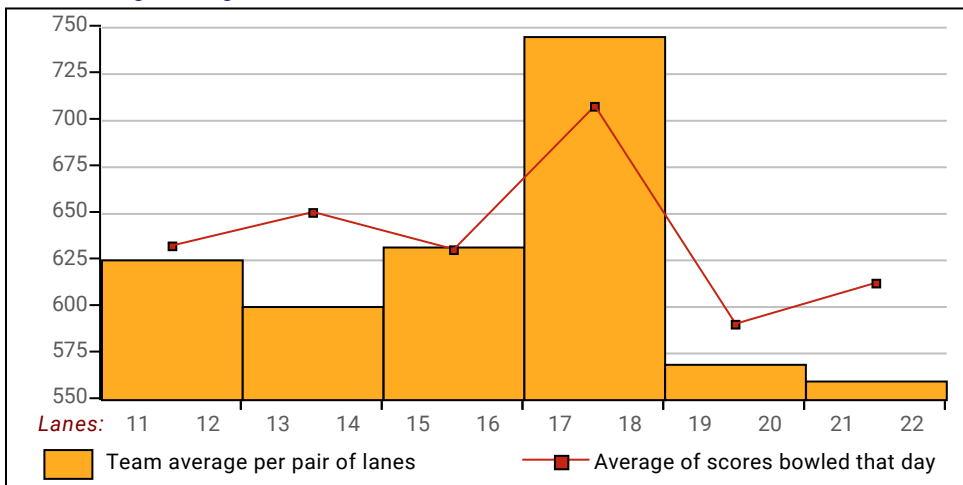
High match Points: All Members of This League

Name	Points Won	Points Lost	Name	Points Won	Points Lost
Alex Dundon	67.0	37.0	Chad Eron	37.0	27.0
Keith Nance	65.0	39.0	Jeff Brown	35.0	29.0
Sam Lorino	59.5	44.5	Chris Vernon	35.0	37.0
Kurt Dinga	59.0	45.0	Frankie Portera	33.0	21.0
Brian Lorino	56.5	43.5	Tony Carpri	32.0	20.0
Chris Jones	56.5	47.5	Buddy Jessup	31.5	44.5
Paul Lorino	55.0	49.0	Jonathan Hand	30.0	50.0
Billy Fisher	53.0	47.0	Greg Peterson	29.5	38.5
Ryan Nance	53.0	47.0	Mike Portera	28.5	15.5
Lauren Douglas	51.5	52.5	John Young	26.0	14.0
Bill Riley	50.0	54.0	Chris Mitchell	20.0	28.0
Stevie Robertson	50.0	38.0	David Burnum	20.0	11.0
Bobby Lorino	50.0	38.0	Josh Triola	20.0	24.0
Jimmy Brown	49.5	46.5	Jason Lee	19.5	28.5
Sangy Steelman	49.0	43.0	Andrew Robertson	18.0	34.0
Billy Riley	48.5	39.5	Ryan Knerr	17.0	31.0
Michael Giardina	48.0	48.0	Andrew Williams	16.0	16.0
Ross Carpri	47.5	40.5	Joe Williams	16.0	8.0
John Bachofer	47.5	52.5	Parker Knight	16.0	16.0
Brian Robinson	47.0	41.0	Kenny Lee	14.0	14.0
Pat Boland	46.0	42.0	Shelton Boland	13.5	14.5
Mike Dixon	46.0	38.0	Andrew Brown	13.0	7.0
Gerald Burnett	44.0	52.0	Mike Karam	10.5	21.5
Wes Ezzell	42.5	33.5	Ben Watson	4.0	4.0
Brad Boland	42.0	50.0	Amanda Green	4.0	
Jacob Brown	42.0	34.0	Melanie Keener	3.0	1.0
Vince Carpri	41.5	46.5	Jeff Mollison	2.0	2.0
Joey Stamba	40.5	39.5	Will Gurner	1.0	3.0
Hunter Jones	40.0	56.0	Bryant Hornsby		
Jim Oswald	39.5	44.5	Keith Chasteen		
Russell Jordan	39.5	32.5	Umang Patel		
Mike Vice	39.0	53.0	Eddie Kovacic		
Autumn Meredith	39.0	57.0	Travis Diggs		
Donnie Shunnarah	38.5	29.5	Charlie Lorino		
Mark Gray	38.0	30.0	Pat Martin		
Terry Knight	37.5	54.5	Evan Knight		4.0

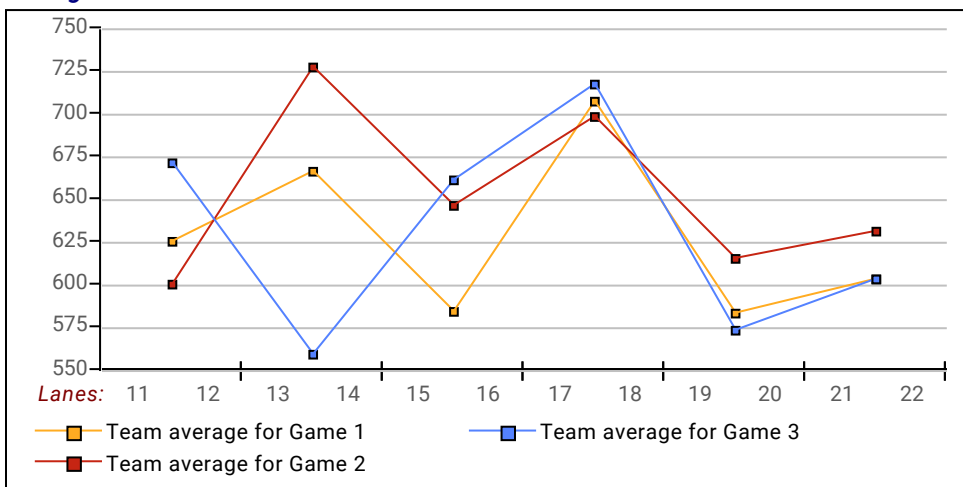
League Average Week-by-Week



Team Average vs Avg of Scores



Average of Scores for Each Game



Amount Over/Under Team Average

