

6:00PM SHIFT: MARCH
8:30PM SHIFT: FEBRUARY, APRIL

Lane Assignments

	11-12	13-14	15-16	17-18	19-20	21-22	23-24	25-26	27-28	29-30	31-32	33-34
Wk23 03/03	- 9-	- 6-	- 4-	- 8-	- 2-	- 5-	- 3-	- 7-	-10-	-11-	- 1-	-12-
Wk24 03/10	- 3-	- 4-	- 5-	- 6-	- 9-	-10-	- 1-	- 2-	- 7-	- 8-	-11-	-12-

Team Standings

Place	#	Team Name	Points Won	Points Lost	Year-To-Date WON	Scratch Pins	Pins + HDCP	High Sers	HDCP Sers	High Game	HDCP Game
1	6	Scared Splitless	126 ½	73 ½	263	41274	58857	2047	2833	749	1000
2	5	Ballbarians	125	75	286	38484	58455	1880	2837	699	1005
3	9	Conspiracy Theory	121 ½	78 ½	298	50571	59439	2700	3042	941	1056
4	10	Split Happens	112 ½	87 ½	319 ½	35163	58269	1847	2900	652	1003
5	4	Straight Hookin'	111 ½	88 ½	254	37925	58577	1882	2825	692	1008
6	11	Pocket Pounders - 1	110	90	317	43057	58840	2137	2854	783	1010
7	2	Ten Pin Wizards	107 ½	92 ½	308 ½	49076	59045	2426	2918	867	1031
8	1	Tomorrow's Hangover	95	105	271	39254	58649	1974	2871	722	1028
9	3	The Pindemic	79	121	284	48043	58681	2346	2853	846	1003
10	7	The Bowling Stones - 1	73	127	288	41261	58853	2115	2868	731	1014
11	8	Spare Me	65	135	185 ½	33220	57685	1675	2854	659	1028
12	12	BYE	0	0	0	0	0	0	0	0	0

Review of Last Week's Bowling.....

Pairing	Team Name	HDCP -1-	HDCP -2-	HDCP -3-	HDCP Total	Last Wk WON	Team Name	HDCP -1-	HDCP -2-	HDCP -3-	HDCP Total	Last Wk WON
-1-	Ballbarians	858	941	822	2621	14	<---> Pocket Pounders - 1	801	890	877	2568	11
-2-	Split Happens	889	882	922	2693	13	<---> The Pindemic	906	891	831	2628	12
-3-	Straight Hookin'	805	869	857	2531	7 ½	<---> Tomorrow's Hangover	827	916	926	2669	17 ½
-4-	Conspiracy Theory	868	921	921	2710	22	<---> Spare Me	826	874	840	2540	3
-5-	The Bowling Stones - 1	848	959	915	2722	20	<---> Ten Pin Wizards	798	811	864	2473	5
-6-	Scared Splitless	896	908	894	2698	21	<---> BYE	798	811	864	2473	0

Last Week's Top Scores

Scratch Game	778	Conspiracy Theory	734	The Pindemic	699	Ten Pin Wizards
	677	The Bowling Stones - 1	639	Ballbarians	639	Pocket Pounders - 1
Scratch Series	2281	Conspiracy Theory	2112	The Pindemic	1978	Ten Pin Wizards
	1876	The Bowling Stones - 1	1870	Scared Splitless	1815	Pocket Pounders - 1
Handicap Game	959	The Bowling Stones - 1	941	Ballbarians	926	Tomorrow's Hangover
	922	Split Happens	921	Conspiracy Theory	908	Scared Splitless
Handicap Series	2722	The Bowling Stones - 1	2710	Conspiracy Theory	2698	Scared Splitless
	2693	Split Happens	2669	Tomorrow's Hangover	2628	The Pindemic
Scratch Game	247	Mike Dixon	245	Alex Dundon	223	Joey Stamba
	218	Jim Oswald	210	Gerald Burnett	209	Ryan Nance
Scratch Series	667	Mike Dixon	661	Alex Dundon	587	Ryan Nance
	568	Kurt Dinga	567	Keith Nance	566	Jim Oswald
Handicap Game	289	David Burnum	280	Jim Oswald	279	Gerald Burnett
	273	Bill Riley	270	Ryan Knerr	270	Alex Dundon
Handicap Series	754	Gerald Burnett	752	Jim Oswald	750	David Burnum
	739	Bill Riley	736	Alex Dundon	711	Brian Lorino

Season High Scores

Team Scratch Game		Team Scratch Series		Team Handicap Game		Team Handicap Series	
941	Conspiracy Theory	2700	Conspiracy Theory	1056	Conspiracy Theory	3042	Conspiracy Theory
867	Ten Pin Wizards	2426	Ten Pin Wizards	1031	Ten Pin Wizards	2918	Ten Pin Wizards
846	The Pindemic	2346	The Pindemic	1028	Tomorrow's Hangover	2900	Split Happens
783	Pocket Pounders - 1	2137	Pocket Pounders - 1	1028	Spare Me	2871	Tomorrow's Hango
749	Scared Splitless	2115	The Bowling Stones - 1	1014	The Bowling Stones - 1	2868	The Bowling Stone
731	The Bowling Stones - 1	2047	Scared Splitless	1010	Pocket Pounders - 1	2854	Spare Me
722	Tomorrow's Hangover	1974	Tomorrow's Hangover	1008	Straight Hookin'	2854	Pocket Pounders -
699	Ballbarians	1882	Straight Hookin'	1005	Ballbarians	2853	The Pindemic
Scratch Game		Scratch Series		Handicap Game		Handicap Series	
300	Mike Dixon	768	Mike Dixon	312	Stevie Robertson	819	Mike Dixon
279	Ryan Nance	761	Ryan Nance	311	Mike Dixon	809	Ryan Nance
277	Alex Dundon	677	Alex Dundon	307	Alex Dundon	801	Mark Gray
257	Lauren Douglas	662	Lauren Douglas	305	Donnie Shunnarah	796	Jacob Brown
255	Keith Nance	660	Kurt Dinga	305	Jim Oswald	796	Jeff Brown
246	Joey Stamba	655	Autumn Meredith	304	Jeff Brown	790	Stevie Robertson
246	Donnie Shunnarah	647	Keith Nance	302	Hunter Jones	787	Hunter Jones
245	Kurt Dinga	622	John Bachofer	297	Autumn Meredith	783	Jimmy Brown
245	John Bachofer						

Most Improved Average

125	to	136.20	=	+11.20	Billy Riley	151	to	160.31	=	+9.31	Mark Gray
144	to	152.83	=	+8.83	Brian Robinson	150	to	157.64	=	+7.64	Jeff Brown
134	to	141.61	=	+7.61	Bill Riley						

Most Un-Improved Averages

203	to	182.55	=	-20.45	Lauren Douglas	180	to	166.10	=	-13.90	Donnie Shunnarah
151	to	138.58	=	-12.42	Brad Boland	164	to	152.78	=	-11.22	Hunter Jones
202	to	191.39	=	-10.61	Keith Nance						

Individual High Averages

219.35	Mike Dixon	212.27	Ryan Nance	203.23	Alex Dundon	191.39	Keith Nance	189.77	Kurt Dinga
185.16	Joey Stamba	182.55	Lauren Douglas	180.44	Autumn Meredith	175.08	John Bachofer	170.05	Michael Giardina

High Individual Match Points

56	Alex Dundon	53.5	Keith Nance	52.5	Sam Lorino	49	Ryan Nance	49	Brian Lorino
----	-------------	------	-------------	------	------------	----	------------	----	--------------

Team Rosters

Book	Avg	Name	Avg	HDCP	Pins	Gms	Points Won	-1-	-2-	-3-	Total	HDCP Total	High Game	HDCP Game	High Sers	HDCP Sers	Pins + HDCP
1 - Tomorrow's Hangover Avg=597																	
144	Brian Robinson	152	70	9628	63	46.0	121	155	157	433	640	203	275	533	746	14032	
129	Andrew Williams	135	85	2432	18	14.0				0	0	176	266	465	735	3971	
151	Chad Eron	148	73	6680	45	33.0				0	0	212	296	521	749	10718	
166	Jim Oswald	162	61	8786	54	35.5	187	218	161	566	752	235	305	571	781	12164	
135	Ryan Knerr	126	93	4188	33	15.0	110	120	177	407	686	177	270	425	686	7824	
147	Jason Lee	146	75	4400	30	17.5	113	127	135	375	591	187	261	523	745	6509	
144	Joe Williams	156	66	2342	15	13.0				0	0	179	251	487	699	3431	
2 - Ten Pin Wizards Avg=709																	
175	John Bachofer	175	49	11030	63	44.5	120	154	157	431	575	245	293	622	760	14582	
149	Russell Jordan	153	69	6447	42	30.5	127	112	154	393	594	211	276	541	719	9276	
188	Kenny Lee	190	36	3436	18	11.0				0	0	228	261	601	689	4063	
202	Keith Nance	191	35	12632	66	53.5	194	171	202	567	672	255	289	647	749	14780	
222	Ryan Nance	212	16	14010	66	49.0	192	209	186	587	632	279	294	761	809	14949	
158	Ben Watson	bk158	64	1011	6	4.0				0	0	193	251	509	694	1395	

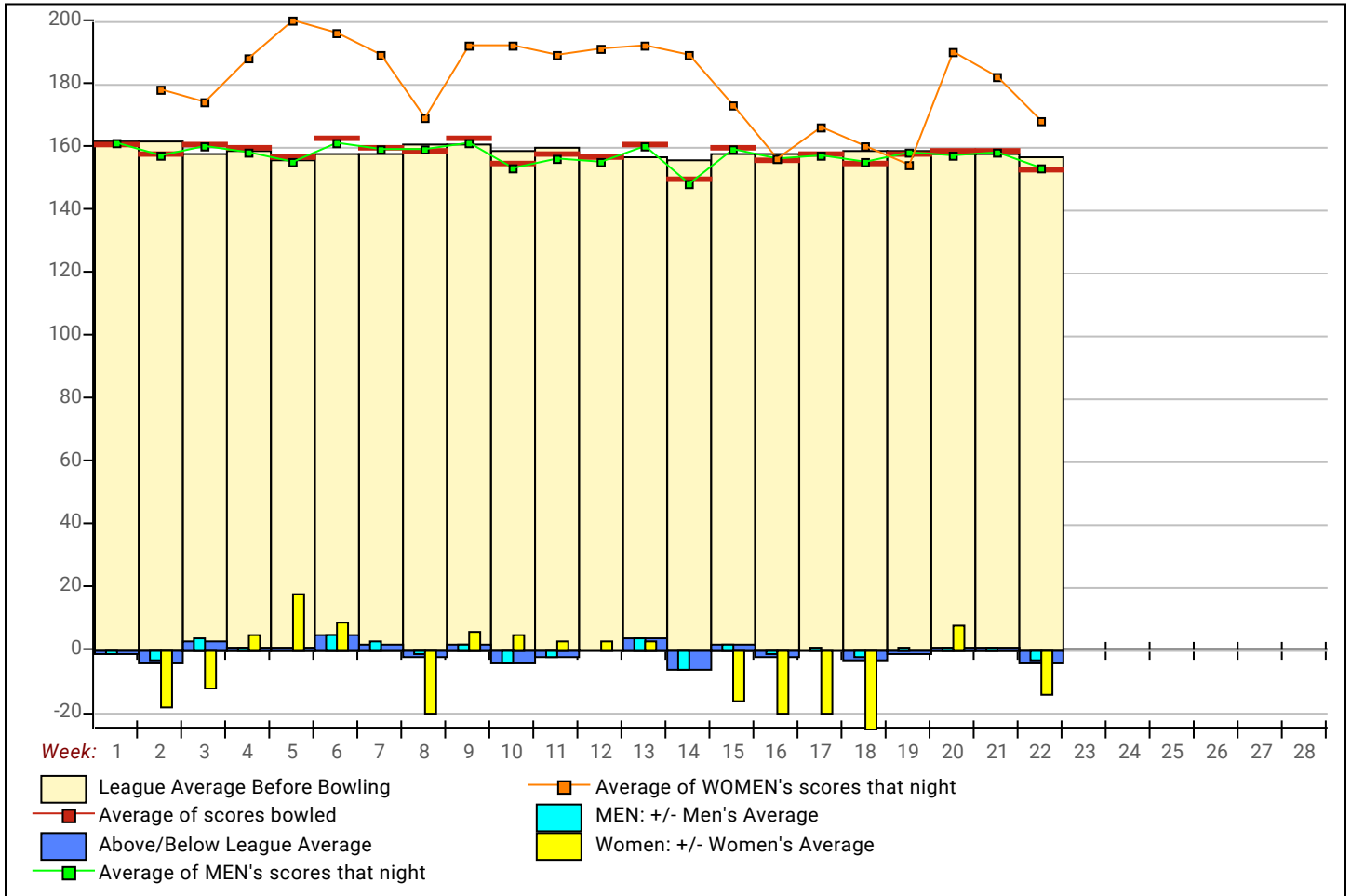
Book	Avg	Name	Avg HDCP	Pins	Gms	Points Won	-1-	-2-	-3-	Total	HDCP Total	High Game	HDCP Game	High Sers	HDCP Sers	Pins + HDCP	
3 - The Pandemic	Avg=726																
166		Chris Jones	161	62	10683	66	46.0	149	168	124	441	624	229	281	578	751	14499
182		Autumn Meredith	180	45	11368	63	32.5	173	170	153	496	628	243	297	655	780	14068
203		Lauren Douglas	182	43	12048	66	42.5	167	147	200	514	640	257	284	662	770	14334
196		Alex Dundon	203	24	13413	66	56.0	245	234	182	661	736	277	307	677	755	15117
181		Amanda Green	bk181	44	531	3	4.0				0	0	189		531		663
163		Umang Patel	bk163	60	0	0					0	0	0		0		0
183		Bryant Hornsby	bk183	42	0	0					0	0	0		0		0
4 - Straight Hookin'	Avg=533																
145		Billy Fisher	145	76	9194	63	46.5	125	122	131	378	603	214	292	507	738	14021
___		Shelton Boland	98	118	1480	15	6.5				0	0	120	234	318	666	3214
151		Brad Boland	138	82	7899	57	33.0	173	123	141	437	683	210	281	472	706	13182
164		Hunter Jones	152	70	9167	60	35.0	90	153	148	391	598	232	302	559	787	13979
150		Pat Boland	148	73	8919	60	39.0	118	172	138	428	647	209	284	528	750	14181
5 - Ballbarians	Avg=577																
125		Billy Riley	136	84	7355	54	40.5	102	134	115	351	600	188	282	464	746	11885
___		Josh Triola	149	72	4933	33	20.0				0	0	220	292	503	719	7339
134		Bill Riley	141	80	9346	66	40.5	167	192	137	496	739	209	285	522	768	14557
___		Chris Vernon	151	71	6377	42	26.0	159	129	146	434	644	209	279	538	735	11150
147		Sangy Steelman	154	68	8784	57	40.0	128	184	122	434	638	217	287	559	769	13524
145		Eddie Kovacik	bk145	76	0	0					0	0	0		0		0
___		Keith Chasteen	bk98	118	0	0					0	0	0		0		0
6 - Scared Splitless	Avg=611																
139		Vince Carpri	145	76	8308	57	33.5	133	118	168	419	644	212	288	520	745	12619
156		Stevie Robertson	150	72	8142	54	36.5	130	156	149	435	648	229	312	541	790	12042
153		Gerald Burnett	154	68	9268	60	41.0	197	210	140	547	754	210	282	547	754	13519
165		Ross Carpri	162	61	8767	54	41.0	160	148	161	469	652	213	275	537	723	12070
184		Andrew Robertson	174	50	6267	36	17.0				0	0	215	262	586	742	8607
7 - The Bowling Stones - 1	Avg=550																
___		Andrew Brown	108	109	1621	15	13.0				0	0	150	264	377	719	3394
123		David Burnum	135	85	1892	14	13.0	101	198	178	477	750	198	289	477	750	3412
150		Wes Ezzell	155	67	6979	45	32.0	155	157	151	463	664	215	287	549	771	12046
150		Jimmy Brown	152	70	9604	63	45.5	156	157	138	451	661	203	275	567	783	14128
167		Buddy Jessup	168	55	8101	48	26.5				0	0	225	275	598	760	11911
174		Michael Giardina	170	54	10713	63	44.0	154	165	166	485	647	236	288	572	734	13962
8 - Spare Me	Avg=466																
___		Evan Knight	96	120	290	3					0	0	107		290		650
125		Jonathan Hand	127	92	6522	51	29.0				0	0	195	289	446	725	12480
___		Parker Knight	124	95	2234	18	11.0	101	124	117	342	621	161	253	430	706	3854
___		Greg Peterson	119	99	6095	51	29.5	109	123	120	352	649	166	265	448	745	12509
131		Terry Knight	135	85	7725	57	28.0	a125	a125	a125	375	630	204	288	466	718	13788
___		Mike Vice	124	95	7111	57	30.0	120	131	107	358	640	173	268	443	728	13738
___		Will Gurner	152	70	456	3	1.0				0	0	185		456		666
9 - Conspiracy Theory	Avg=759																
180		Donnie Shunnarah	166	57	6976	42	33.0	188	166	160	514	688	246	305	583	743	9865
194		Joey Stamba	185	40	9443	51	33.5	130	179	223	532	652	246	278	603	723	11393
195		Kurt Dinga	189	36	12525	66	47.0	203	186	179	568	676	245	281	660	765	14796
215		Mike Dixon	219	9	11845	54	42.0	204	247	216	667	694	300	311	768	819	12601
179		Mike Karam	174	50	3133	18	8.5				0	0	217	262	584	719	3925
204		John Young	211	17	5711	27	22.0				0	0	274	295	752	815	6218
151		Melanie Keener	bk151	71	428	3	3.0				0	0	150		428		641

Book	Avg	Name	Avg HDCP	Pins	Gms	Points Won	-1-	-2-	-3-	Total	HDCP Total	High Game	HDCP Game	High Sers	HDCP Sers	Pins + HDCP	
10 - Split Happens Avg=512																	
123		Charlie Lorino	bk123	96	0	0				0	0	0		0		1254	
120		Sam Lorino	125	94	8259	66	52.5	101	109	122	332	614	182	277	475	748	14430
127		Paul Lorino	130	90	8588	66	47.0	159	123	154	436	706	174	266	443	716	14618
132		Bobby Lorino	134	86	7272	54	43.0	113	134	157	404	662	177	265	488	752	12678
142		Brian Lorino	146	75	9213	63	49.0	170	170	143	483	711	201	279	545	779	14745
—		Pat Martin	0	0	0	0				0	0	0		0		544	
11 - Pocket Pounders - 1 Avg=658																	
159		Jacob Brown	156	66	7022	45	33.0				0	0	212	281	580	796	10841
151		Mark Gray	160	63	6733	42	31.5	150	175	138	463	652	217	288	588	801	9253
190		Frankie Portera	183	42	6255	34	27.0				0	0	258	308	648	798	8058
155		Chris Mitchell	159	63	4786	30	16.0	115	158	155	428	614	216	283	570	726	6541
162		Mike Portera	160	63	4818	30	26.5	134	192	176	502	691	219	282	539	710	6660
150		Jeff Brown	157	65	6148	39	27.0	151	114	157	422	611	232	304	580	796	8614
170		Tony Carpri	168	55	6056	36	31.0				0	0	223	285	585	771	8873
12 - BYE Avg=0																	

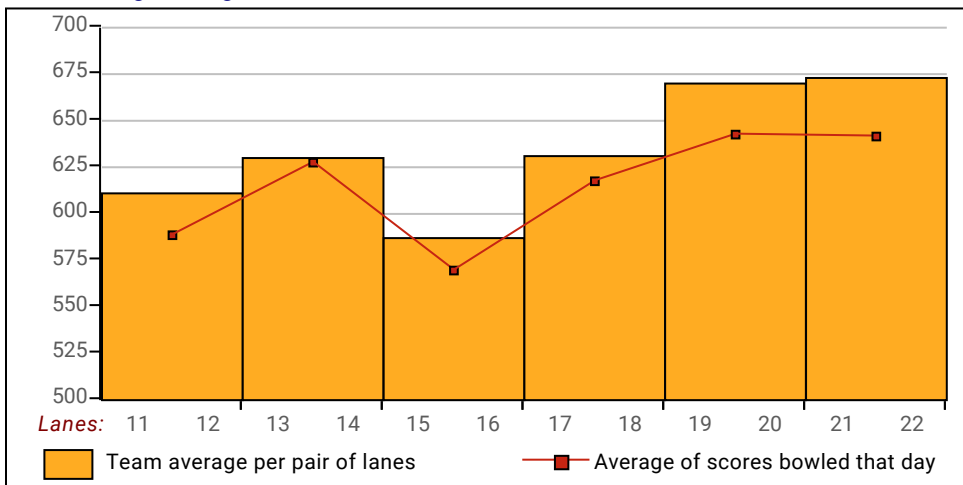
High match Points: All Members of This League

Name	Points Won	Points Lost	Name	Points Won	Points Lost
Alex Dundon	56.0	32.0	Mike Vice	30.0	46.0
Keith Nance	53.5	34.5	Greg Peterson	29.5	38.5
Sam Lorino	52.5	35.5	Jonathan Hand	29.0	39.0
Ryan Nance	49.0	39.0	Terry Knight	28.0	48.0
Brian Lorino	49.0	35.0	Jeff Brown	27.0	25.0
Kurt Dinga	47.0	41.0	Frankie Portera	27.0	19.0
Paul Lorino	47.0	41.0	Mike Portera	26.5	13.5
Billy Fisher	46.5	37.5	Buddy Jessup	26.5	37.5
Brian Robinson	46.0	38.0	Chris Vernon	26.0	30.0
Chris Jones	46.0	42.0	John Young	22.0	14.0
Jimmy Brown	45.5	38.5	Josh Triola	20.0	24.0
John Bachofer	44.5	39.5	Jason Lee	17.5	22.5
Michael Giardina	44.0	40.0	Andrew Robertson	17.0	31.0
Bobby Lorino	43.0	29.0	Chris Mitchell	16.0	24.0
Lauren Douglas	42.5	45.5	Ryan Knerr	15.0	29.0
Mike Dixon	42.0	30.0	Andrew Williams	14.0	10.0
Ross Carpri	41.0	31.0	David Burnum	13.0	6.0
Gerald Burnett	41.0	39.0	Joe Williams	13.0	7.0
Bill Riley	40.5	47.5	Andrew Brown	13.0	7.0
Billy Riley	40.5	31.5	Kenny Lee	11.0	13.0
Sangy Steelman	40.0	36.0	Parker Knight	11.0	13.0
Pat Boland	39.0	41.0	Mike Karam	8.5	15.5
Stevie Robertson	36.5	35.5	Shelton Boland	6.5	13.5
Jim Oswald	35.5	36.5	Ben Watson	4.0	4.0
Hunter Jones	35.0	45.0	Amanda Green	4.0	
Joey Stamba	33.5	34.5	Melanie Keener	3.0	1.0
Vince Carpri	33.5	42.5	Will Gurner	1.0	3.0
Brad Boland	33.0	43.0	Bryant Hornsby		
Jacob Brown	33.0	27.0	Keith Chasteen		
Donnie Shunnarah	33.0	23.0	Umang Patel		
Chad Eron	33.0	27.0	Eddie Kovacic		
Autumn Meredith	32.5	51.5	Travis Diggs		
Wes Ezzell	32.0	28.0	Charlie Lorino		
Mark Gray	31.5	24.5	Pat Martin		
Tony Carpri	31.0	17.0	Evan Knight		4.0
Russell Jordan	30.5	25.5			

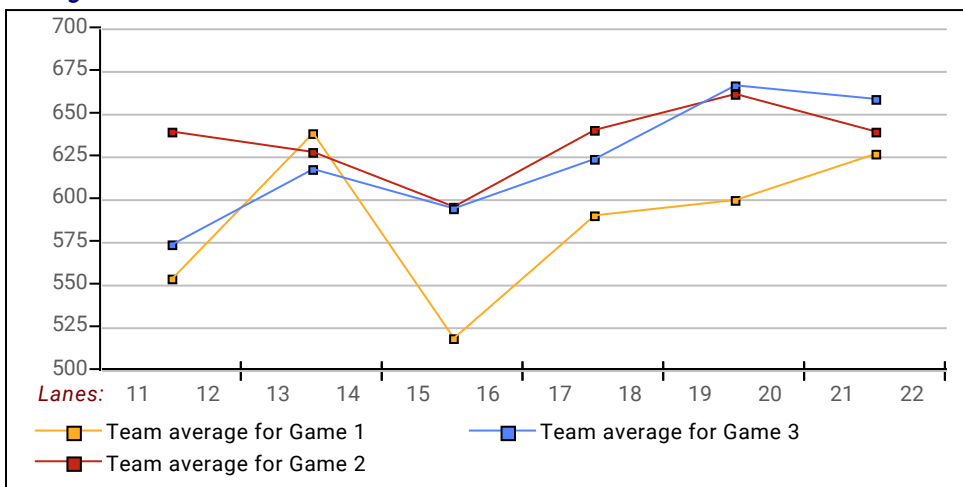
League Average Week-by-Week



Team Average vs Avg of Scores



Average of Scores for Each Game



Amount Over/Under Team Average

