

Wednesday 7:15 pm

VESTAVIA BOWL

Lanes 11 - 22

USBC Certification:

Important Messages

6:00PM START: SEPTEMBER, NOVEMBER, JANUARY, MARCH
 8:30PM START: OCTOBER, DECEMBER, FEBRUARY, APRIL

Lane Assignments

	11-12	13-14	15-16	17-18	19-20	21-22	23-24	25-26	27-28	29-30	31-32	33-34
Wk03 09/16	- 9-	- 3-	- 1-	-10-	-11-	- 4-	- 6-	- 7-	- 8-	- 2-	- 5-	-12-
Wk04 09/23	- 1-	- 3-	- 5-	- 8-	- 9-	- 2-	-10-	- 4-	-11-	- 6-	- 7-	-12-

Team Standings

Place	#	Team Name	Points Won	Points Lost	Year-To-Date WON	Scratch Pins	Pins + HDCP	High Sers	HDCP Sers	High Game	HDCP Game
1	2	Team 2	43	7	43	4777	5656	2391	2866	860	1020
2	3	Team 3	40	10	40	4513	5437	2330	2792	818	972
3	5	Ballbarians	36½	13½	36½	3499	5383	1829	2741	658	982
4	10	Split Happens	36	14	36	3138	5208	1611	2625	547	898
5	7	The Bowling Stones	32	18	32	3692	5192	1877	2627	655	905
6	11	Pocket Pounders	30½	19½	30½	3998	5390	2013	2711	688	930
7	8	Team 8	16	34	16	2952	5181	1476	2619	563	944
8	9	Conspiracy Theory	15	35	15	4484	5183	2286	2649	853	974
9	4	Straight Hookin'	12	38	12	3312	5115	1716	2565	611	889
10	1	Tomorrow's Hangover	11	39	11	3379	5119	1692	2562	585	875
11	6	Scared Splitless	9½	40½	9½	3722	5240	1965	2712	680	929
12	12	BYE	0	0	0	0	0	0	0	0	0

Review of Last Week's Bowling.....

Lanes	Team Name	HDCP -1-	HDCP -2-	HDCP -3-	HDCP Total	Last Wk WON	Team Name	HDCP -1-	HDCP -2-	HDCP -3-	HDCP Total	Last Wk WON
11-12	Straight Hookin'	889	885	776	2550	9	<---> Ballbarians	982	867	793	2642	16
13-14	Scared Splitless	927	929	856	2712	5	<---> Team 2	945	957	888	2790	20
15-16	Split Happens	840	896	889	2625	18	<---> Team 8	851	886	825	2562	7
17-18	Conspiracy Theory	858	817	974	2649	8	<---> Pocket Pounders	875	930	906	2711	17
19-20	Tomorrow's Hangover	827	855	875	2557	9	<---> The Bowling Stones	872	788	905	2565	16
21-22	Team 3	865	808	972	2645	18	<---> BYE	872	788	905	2565	0

Last Week's Top Scores

Scratch Game	853	Conspiracy Theory	824	Team 2	818	Team 3
	688	Pocket Pounders	680	Scared Splitless	658	Ballbarians
Scratch Series	2391	Team 2	2286	Conspiracy Theory	2183	Team 3
	1985	Pocket Pounders	1965	Scared Splitless	1815	The Bowling Stones
Handicap Game	982	Ballbarians	974	Conspiracy Theory	972	Team 3
	957	Team 2	930	Pocket Pounders	929	Scared Splitless
Handicap Series	2790	Team 2	2712	Scared Splitless	2711	Pocket Pounders
	2649	Conspiracy Theory	2645	Team 3	2642	Ballbarians

Men	Scratch Game	233	Ryan Nance	226	Mike Dixon	223	John Bachofer
		222	Donnie Shunnarah	222	Alex Dundon	217	Chris Jones
						217	Keith Nance
	Scratch Series	654	Ryan Nance	622	Mike Dixon	601	Kenny Lee
	600	Alex Dundon	583	Donnie Shunnarah	577	John Bachofer	
	Handicap Game	279	Chris Vernon	275	Brian Robinson	274	Chris Jones
		272	John Bachofer	255	Ryan Nance	252	Alex Dundon
	Handicap Series	746	Brian Robinson	724	John Bachofer	720	Ryan Nance
		717	Mark Gray	707	Vince Carpri	690	Alex Dundon
Women	Scratch Game	215	Lauren Douglas	186	Autumn Meredith		
	Scratch Series	579	Lauren Douglas	487	Autumn Meredith		
	Handicap Game	239	Lauren Douglas	229	Autumn Meredith		
	Handicap Series	651	Lauren Douglas	616	Autumn Meredith		

Season High Scores

Team Scratch Game		Team Scratch Series		Team Handicap Game		Team Handicap Series	
860	Team 2	2391	Team 2	1020	Team 2	2866	Team 2
853	Conspiracy Theory	2330	Team 3	982	Ballbarians	2792	Team 3
818	Team 3	2286	Conspiracy Theory	974	Conspiracy Theory	2741	Ballbarians
688	Pocket Pounders	2013	Pocket Pounders	972	Team 3	2712	Scared Splitless
680	Scared Splitless	1965	Scared Splitless	944	Team 8	2711	Pocket Pounders
658	Ballbarians	1877	The Bowling Stones	930	Pocket Pounders	2649	Conspiracy Theory
655	The Bowling Stones	1829	Ballbarians	929	Scared Splitless	2627	The Bowling Stone
611	Straight Hookin'	1716	Straight Hookin'	905	The Bowling Stones	2625	Split Happens
Scratch Game		Scratch Series		Handicap Game		Handicap Series	
Men	279 Ryan Nance	740 Ryan Nance	279 Chris Vernon	746 Brian Robinson			
	254 Keith Nance	650 Alex Dundon	275 Brian Robinson	724 John Bachofer			
	232 Alex Dundon	622 Mike Dixon	274 Chris Jones	720 Ryan Nance			
	226 Mike Dixon	615 Keith Nance	272 John Bachofer	717 Mark Gray			
	223 John Bachofer	603 Kurt Dinga	255 Ryan Nance	707 Vince Carpri			
	222 Donnie Shunnarah	601 Kenny Lee	252 Alex Dundon	690 Alex Dundon			
	217 Chris Jones	583 Donnie Shunnarah	250 Mark Gray	688 Chris Jones			
	216 Joey Stamba	577 John Bachofer	250 Buddy Jessup	686 Brian Lorino			
	216 John Young						
Women	257 Lauren Douglas	648 Lauren Douglas	239 Lauren Douglas	651 Lauren Douglas			
	186 Autumn Meredith	526 Autumn Meredith	229 Autumn Meredith	616 Autumn Meredith			

Most Improved Average

Bowlers must have a minimum of 12 games to be listed for most improved average recognition unless they have a book average.

Men	150 to 170.00 = +20.00	Jeff Brown	Women	203 to 204.50 = +1.50	Lauren Douglas
	151 to 171.00 = +20.00	Mark Gray		182 to 168.83 = -13.17	Autumn Meredith
	162 to 179.67 = +17.67	Mike Portera		181 to =	Amanda Green
	180 to 194.33 = +14.33	Donnie Shunnarah			
	139 to 152.33 = +13.33	Vince Carpri			

Most Un-Improved Averages

Bowlers must have a minimum of 12 games to be listed for most improved average recognition unless they have a book average.

Men	151 to 123.33 = -27.67	Chad Eron	Women	182 to 168.83 = -13.17	Autumn Meredith
	215 to 190.00 = -25.00	Mike Dixon		203 to 204.50 = +1.50	Lauren Douglas
	170 to 145.33 = -24.67	Tony Carpri			
	190 to 168.83 = -21.17	Frankie Portera			
	194 to 178.00 = -16.00	Joey Stamba			

Individual High Averages

Bowlers must have a minimum of 12 games before they will be listed for high average recognition.

Men			Women
------------	--	--	--------------

High Individual Match Points

Men	8 Mark Gray	8 Alex Dundon	8 Ryan Nance	7 Michael Giardina	7 Josh Triola
Women	8 Lauren Douglas	2 Autumn Meredith			

Team Rosters

ID #	Name	Avg HDCP	Pins	Gms	Points Won	-1-	-2-	-3-	Total	HDCP Total	High Game	HDCP Game	High Sers	HDCP Sers	Pins + HDCP	
1 - Tomorrow's Hangover																
100	Brian Robinson	bk144	77	923	6	5.0	148	169	198	515	746	198	275	515	746	1385
102	Chad Eron	bk151	71	370	3	1.0	121	133	116	370	583	133		370		1219
101	Ryan Knerr	bk135	85	362	3	1.0	110	102	150	362	617	150		362		1247
99	Jim Oswald	bk166	57	926	6	1.0	158	161	121	440	611	172	218	486	611	1268
125	Joe Williams	bk144	77	0	0					0	0	0		0		0
116	Andrew Williams	bk129	90	0	0					0	0	0		0		0
131	Jason Lee	bk147	74	0	0					0	0	0		0		0
2 - Team 2																
89	John Bachofer	bk175	49	1099	6	6.0	176	223	178	577	724	223	272	577	724	1393
155	Ben Watson	bk158	64	509	3	4.0				0	0	193		509		701
135	Russell Jordan	bk147	74	0	0					0	0	0		0		0
108	Kenny Lee	bk188	37	601	3	3.0	202	186	213	601	712	213		601		712
145	Keith Nance	bk202	25	1174	6	4.0	217	182	160	559	634	254	242	615	634	1324
130	Ryan Nance	bk205	22	1394	6	8.0	217	233	204	654	720	279	255	740	720	1526
3 - Team 3																
154	Autumn Meredith	bk182	43	1013	6	2.0	142	159	186	487	616	186	229	526	616	1271
153	Lauren Douglas	bk203	24	1227	6	8.0	215	171	193	579	651	257	239	648	651	1371
136	Chris Jones	bk166	57	1023	6	6.0	149	151	217	517	688	217	274	517	688	1365
118	Alex Dundon	bk196	30	1250	6	8.0	205	173	222	600	690	232	252	650	690	1430
50	Bryant Hornsby	bk183	42	0	0					0	0	0		0		0
69	Umang Patel	bk163	60	0	0					0	0	0		0		0
159	Amanda Green	bk181	44	0	0					0	0	0		0		0
4 - Straight Hookin'																
14	Billy Fisher	bk145	76	812	6	3.0	156	169	94	419	647	169	245	419	647	1268
156	Shelton Boland	101	116	303	3					0	0	118		303		651
15	Brad Boland	bk151	71	0	0		a141	a141	a141	423	636	0		0		636
18	Hunter Jones	bk164	59	462	3	1.0	a154	a154	a154	462	639	197		462		1278
13	Pat Boland	bk150	72	850	6	1.0	160	143	109	412	628	162	232	438	628	1282
5 - Ballbarians																
58	Sangy Steelman	bk147	74	0	0					0	0	0		0		633
122	Billy Riley	bk125	94	407	3	3.0	169	130	108	407	689	169		407		689
55	Bill Riley	bk134	86	813	6	3.5	137	125	113	375	633	150	223	438	633	1329
38	Chris Vernon	bk152	70	997	6	5.0	209	141	109	459	669	209	279	538	669	1417
157	Josh Triola	145	76	871	6	7.0	143	147	139	429	651	160	221	442	651	1315
84	Eddie Kovacic	bk145	76	0	0					0	0	0		0		0
57	Keith Chasteen	bk98	118	0	0					0	0	0		0		0
6 - Scared Splitless																
87	Vince Carpri	bk139	81	914	6	2.5	168	157	139	464	707	168	249	464	707	1400
104	Gerald Burnett	bk153	69	890	6	2.0	169	157	125	451	658	179	238	451	658	1304
43	Ross Carpri	bk165	58	528	3	3.0	167	192	169	528	702	192		528		702
114	Andrew Robertson	bk184	41	524	3	2.0	a174	a174	a174	522	645	215		524		1292
123	Stevie Robertson	bk156	66	344	3					0	0	122		344		542
7 - The Bowling Stones																
105	Wes Ezzell	bk150	72	424	3		126	131	167	424	640	167		424		1276
106	Jimmy Brown	bk150	72	821	6	6.0	135	114	123	372	588	187	207	449	588	1253
91	Buddy Jessup	bk167	56	971	6	3.0	194	144	175	513	681	194	250	513	681	1307
92	Michael Giardina	bk174	50	1056	6	7.0	167	149	190	506	656	199	240	550	656	1356
124	David Burnum	bk123	96	0	0					0	0	0		0		0

ID #	Name	Avg HDCP		Pins Gms		Points				HDCP Total	High Game	HDCP Game	High Sers	HDCP Sers	Pins + HDCP	
						Won	-1-	-2-	-3-							Total
8 - Team 8																
85	Mike Vice	117	101	707	6	2.0	96	107	112	315	585	173	202	392	585	1247
144	Greg Peterson	108	109	652	6	4.0	100	97	127	324	648	132	235	328	648	1300
86	Terry Knight	bk131	89	411	3	4.0				0	0	147		411		678
128	Jonathan Hand	bk125	94	381	3	1.0	108	168	105	381	663	168		381		1290
158	Will Gurner	152	70	456	3	1.0	185	152	119	456	666	185		456		666
9 - Conspiracy Theory																
34	Donnie Shunnarah	bk180	45	583	3	3.0	183	178	222	583	718	222		583		1363
20	Joey Stamba	bk194	32	534	3		160	158	216	534	630	216		534		630
17	Kurt Dinga	bk195	31	1150	6	1.0	190	168	189	547	640	209	221	603	640	1336
152	Mike Dixon	bk215	13	1140	6	4.0	204	192	226	622	661	226	239	622	661	1218
147	John Young	bk204	23	567	3	2.0				0	0	216		567		636
10 - Split Happens																
134	Charlie Lorino	bk123	96	0	0		a113	a113	a113	339	627	0		0		627
121	Paul Lorino	bk127	92	745	6	4.0	112	144	114	370	646	144	236	375	646	1297
140	Sam Lorino	bk120	99	794	6	6.0	110	116	143	369	666	161	242	425	666	1388
132	Brian Lorino	bk142	79	878	6	6.0	139	157	153	449	686	166	236	449	686	1352
146	Pat Martin	0	0	0	0					0	0	0		0		544
11 - Pocket Pounders																
21	Jacob Brown	bk159	63	474	3	1.0	120	197	157	474	663	197		474		663
27	Mark Gray	bk151	71	1026	6	8.0	179	147	178	504	717	183	250	522	717	1452
22	Jeff Brown	bk150	72	510	3	4.0	177	171	162	510	726	177		510		726
25	Frankie Portera	bk190	36	1013	6	2.0	157	173	167	497	605	199	209	516	605	1229
36	Chris Mitchell	bk155	67	0	0					0	0	0		0		0
26	Tony Carpri	bk170	54	436	3	2.0				0	0	174		436		598
66	Mike Portera	bk162	61	539	3	1.5				0	0	191		539		722

12 - BYE

High match Points: All Members of This League



Men

Name	Points Won	Points Lost	Name	Points Won	Points Lost
Mark Gray	8.0		Frankie Portera	2.0	6.0
Alex Dundon	8.0		Tony Carpri	2.0	2.0
Ryan Nance	8.0		Mike Vice	2.0	6.0
Michael Giardina	7.0	1.0	Gerald Burnett	2.0	6.0
Josh Triola	7.0	1.0	Andrew Robertson	2.0	2.0
John Bachofer	6.0	2.0	John Young	2.0	2.0
Jimmy Brown	6.0	2.0	Mike Portera	1.5	2.5
Brian Lorino	6.0	2.0	Pat Boland	1.0	7.0
Chris Jones	6.0	2.0	Kurt Dinga	1.0	7.0
Sam Lorino	6.0	2.0	Hunter Jones	1.0	3.0
Chris Vernon	5.0	3.0	Jacob Brown	1.0	3.0
Brian Robinson	5.0	3.0	Jim Oswald	1.0	7.0
Jeff Brown	4.0		Ryan Knerr	1.0	3.0
Terry Knight	4.0		Chad Eron	1.0	3.0
Paul Lorino	4.0	4.0	Jonathan Hand	1.0	3.0
Greg Peterson	4.0	4.0	Will Gurner	1.0	3.0
Keith Nance	4.0	4.0	Brad Boland		
Mike Dixon	4.0	4.0	Joey Stamba		4.0
Ben Watson	4.0		Chris Mitchell		
Bill Riley	3.5	4.5	Bryant Hornsby		
Billy Fisher	3.0	5.0	Keith Chasteen		
Donnie Shunnarah	3.0	1.0	Sangy Steelman		
Ross Carpri	3.0	1.0	Umang Patel		
Buddy Jessup	3.0	5.0	Eddie Kovacik		
Kenny Lee	3.0	1.0	Wes Ezzell		4.0
Billy Riley	3.0	1.0	Andrew Williams		
Vince Carpri	2.5	5.5	Stevie Robertson		4.0

Name	Points Won	Points Lost
David Burnum		
Joe Williams		
Jason Lee		
Charlie Lorino		

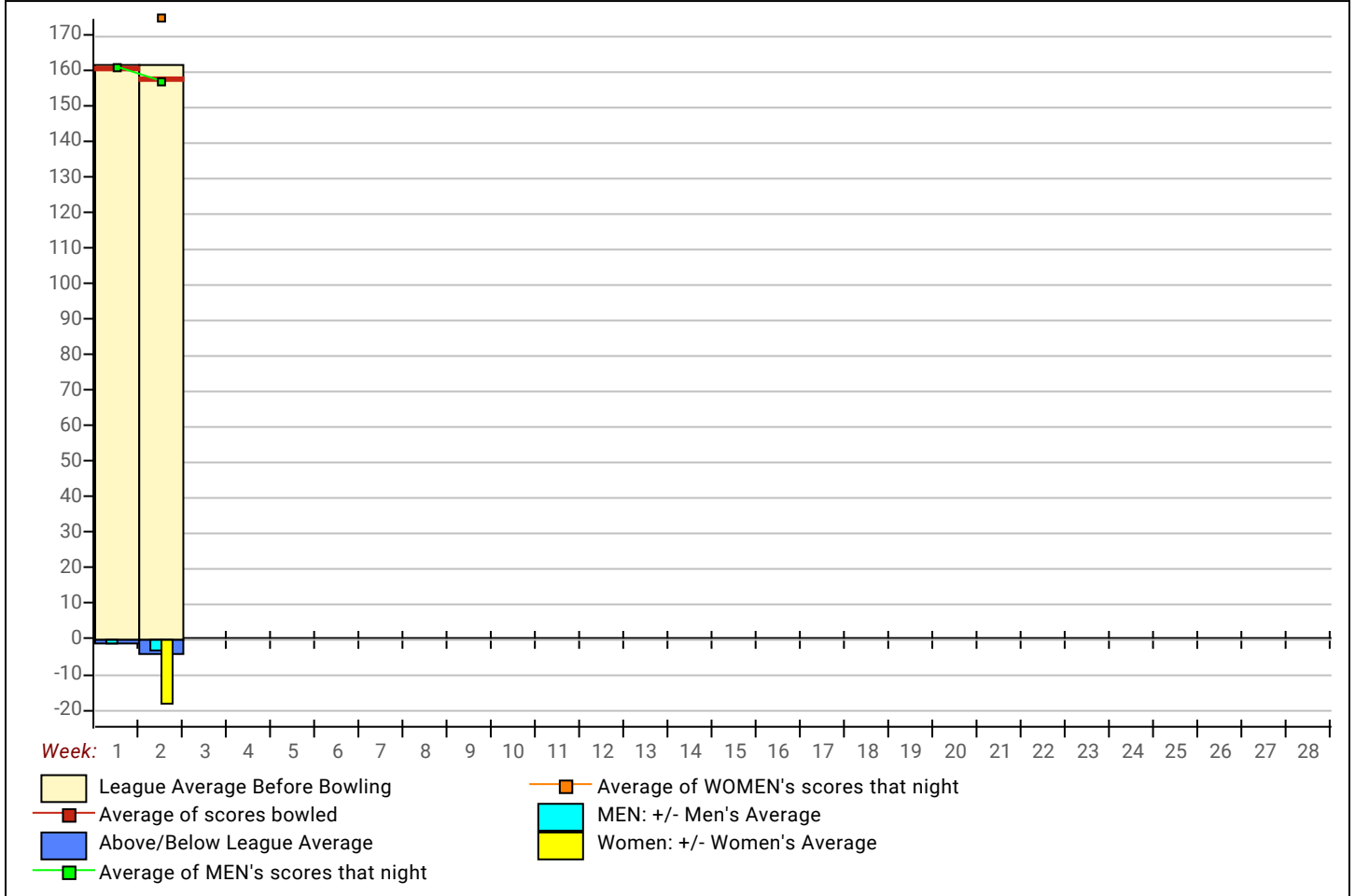
Name	Points Won	Points Lost
Russell Jordan		
Pat Martin		
Shelton Boland		4.0

Women

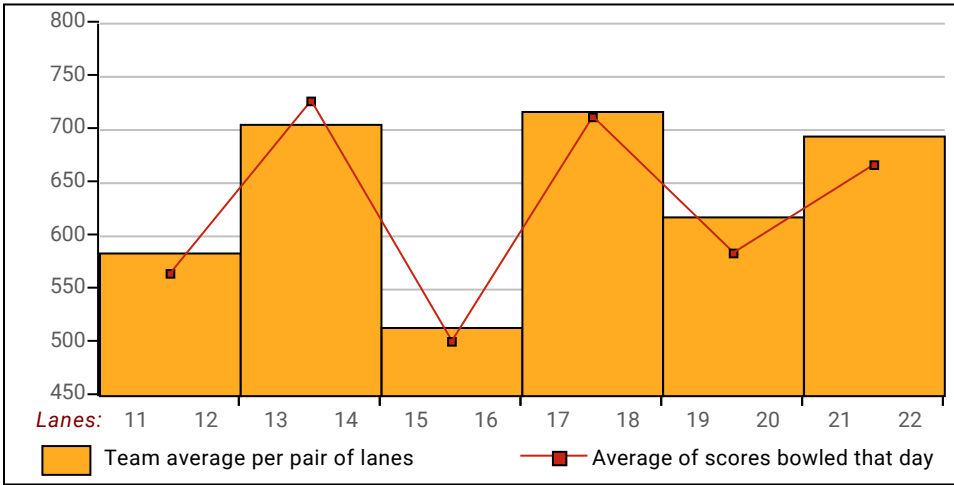
Name	Points Won	Points Lost
Lauren Douglas	8.0	
Autumn Meredith	2.0	6.0

Name	Points Won	Points Lost
Amanda Green		

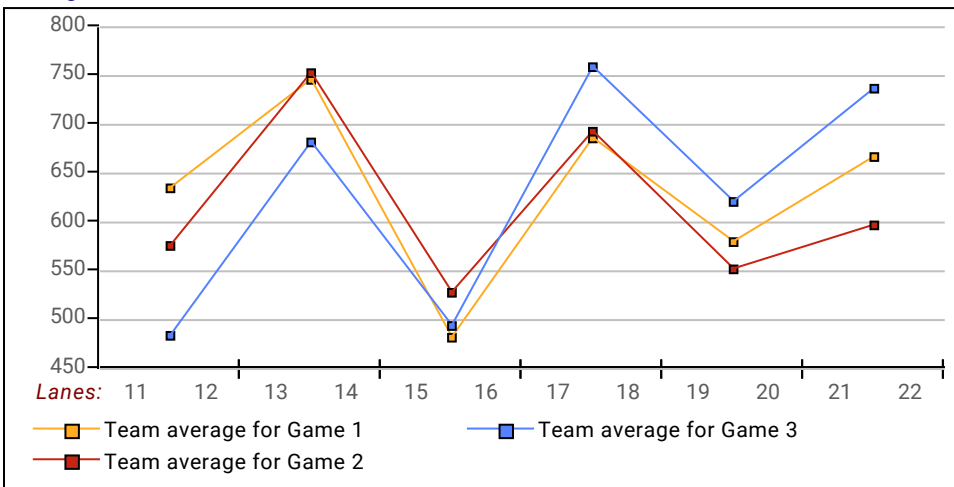
League Average Week-by-Week



Team Average vs Avg of Scores



Average of Scores for Each Game



Amount Over/Under Team Average

