

6:00PM START: NOVEMBER, JANUARY, MARCH  
 8:30PM START: OCTOBER, DECEMBER, FEBRUARY, APRIL

### Lane Assignments

	11-12	13-14	15-16	17-18	19-20	21-22	23-24	25-26	27-28	29-30	31-32	33-34
Wk11 11/11	- 8-	- 4-	- 7-	- 3-	- 6-	- 9-	-11-	-10-	- 2-	- 5-	- 1-	-12-
Wk12 11/18	- 6-	- 5-	- 2-	- 1-	- 9-	-10-	- 4-	- 3-	- 8-	- 7-	-11-	-12-

### Team Standings

Place	#	Team Name	Points Won	Points Lost	Scratch Pins	Pins + HDCP	High Sers	HDCP Sers	High Game	HDCP Game	Team Avg
1	7	The Bowling Stones	160	90	19108	26992	2115	2868	731	1009	517
2	11	Pocket Pounders	157	93	19790	26903	2137	2854	783	1010	650
3	10	Split Happens	150½	99½	15893	26387	1744	2809	610	964	382
4	2	Ten Pin Wizards	147	103	22732	27133	2426	2918	867	1031	743
5	9	Conspiracy Theory	143	107	23530	27352	2700	3042	941	1055	764
6	5	Ballbarians	131½	118½	17566	26671	1859	2837	699	995	586
7	3	The Pindemic	131	119	22111	26806	2330	2792	846	1001	735
8	1	Tomorrow's Hangover	124	126	17904	26823	1974	2871	722	1028	600
9	8	Spare Me	100½	149½	15355	26581	1675	2854	659	1028	511
10	6	Scared Splitless	93½	156½	18786	26628	2047	2833	727	989	605
11	4	Straight Hookin'	71	179	16819	25978	1752	2703	651	965	524
12	12	BYE	0	0	0	0	0	0	0	0	0

### Review of Last Week's Bowling.....

Lanes	Team Name	HDCP -1-	HDCP -2-	HDCP -3-	HDCP Total	Last Wk WON	Team Name	HDCP -1-	HDCP -2-	HDCP -3-	HDCP Total	Last Wk WON
11-12	The Pindemic	941	880	875	2696	13	<---> Split Happens	825	897	958	2680	12
13-14	Spare Me	856	878	1028	2762	19	<---> Conspiracy Theory	866	857	927	2650	6
15-16	Straight Hookin'	887	876	887	2650	19	<---> Tomorrow's Hangover	859	862	812	2533	6
17-18	Ten Pin Wizards	809	790	827	2426	4	<---> The Bowling Stones	899	883	962	2744	21
19-20	Ballbarians	821	835	859	2515	6	<---> Pocket Pounders	822	895	880	2597	19
21-22	Scared Splitless	913	928	842	2683	15	<---> BYE	822	895	880	2597	0

### Last Week's Top Scores

Scratch Game	793	Conspiracy Theory	776	The Pindemic	717	The Bowling Stones
	680	Ten Pin Wizards	666	Pocket Pounders	659	Spare Me
Scratch Series	2248	Conspiracy Theory	2201	The Pindemic	2009	The Bowling Stones
	1985	Ten Pin Wizards	1910	Pocket Pounders	1837	Scared Splitless
Handicap Game	1028	Spare Me	962	The Bowling Stones	958	Split Happens
	941	The Pindemic	928	Scared Splitless	927	Conspiracy Theory
Handicap Series	2762	Spare Me	2744	The Bowling Stones	2696	The Pindemic
	2683	Scared Splitless	2680	Split Happens	2650	Straight Hookin'
					2650	Conspiracy Theory
Scratch Game	242	Mike Dixon	225	Buddy Jessup	225	Alex Dundon
	225	Ryan Nance	219	Frankie Portera	216	Autumn Meredith
Scratch Series	683	Mike Dixon	643	Alex Dundon	607	Kurt Dinga
	589	Autumn Meredith	588	Frankie Portera	575	Ryan Nance
Handicap Game	288	Terry Knight	275	Ross Carpri	275	Buddy Jessup
	275	Jimmy Brown	271	Hunter Jones	266	Paul Lorino
Handicap Series	783	Jimmy Brown	745	Greg Peterson	727	Alex Dundon
	718	Terry Knight	716	Mike Dixon	715	Autumn Meredith

**Season High Scores**

Team Scratch Game		Team Scratch Series		Team Handicap Game		Team Handicap Series	
941	Conspiracy Theory	2700	Conspiracy Theory	1055	Conspiracy Theory	3042	Conspiracy Theory
867	Ten Pin Wizards	2426	Ten Pin Wizards	1031	Ten Pin Wizards	2918	Ten Pin Wizards
846	The Pindemic	2330	The Pindemic	1028	Tomorrow's Hangover	2871	Tomorrow's Hango
783	Pocket Pounders	2137	Pocket Pounders	1028	Spare Me	2868	The Bowling Stone
731	The Bowling Stones	2115	The Bowling Stones	1010	Pocket Pounders	2854	Spare Me
727	Scared Splitless	2047	Scared Splitless	1009	The Bowling Stones	2854	Pocket Pounders
722	Tomorrow's Hangover	1974	Tomorrow's Hangover	1001	The Pindemic	2837	Ballbarians
699	Ballbarians	1859	Ballbarians	995	Ballbarians	2833	Scared Splitless
Scratch Game		Scratch Series		Handicap Game		Handicap Series	
286	Mike Dixon	768	Mike Dixon	312	Stevie Robertson	819	Mike Dixon
279	Ryan Nance	740	Ryan Nance	308	Frankie Portera	801	Mark Gray
277	Alex Dundon	696	John Young	307	Alex Dundon	798	Frankie Portera
268	John Young	662	Lauren Douglas	305	Jim Oswald	796	Jeff Brown
258	Frankie Portera	658	Alex Dundon	304	Jeff Brown	790	Stevie Robertson
257	Lauren Douglas	657	Kurt Dinga	303	Mike Dixon	783	Jimmy Brown
255	Keith Nance	648	Frankie Portera	297	Autumn Meredith	781	Jim Oswald
246	Joey Stamba	647	Keith Nance	296	Chad Eron	780	Autumn Meredith

**Most Improved Average**

155	to	178.56	=	+23.56	Chris Mitchell	151	to	168.57	=	+17.57	Mark Gray
123	to	139.00	=	+16.00	David Burnum	144	to	159.67	=	+15.67	Joe Williams
134	to	149.17	=	+15.17	Bill Riley						

**Most Un-Improved Averages**

164	to	146.78	=	-17.22	Hunter Jones	151	to	134.58	=	-16.42	Brad Boland
159	to	143.95	=	-15.05	Jacob Brown	180	to	166.29	=	-13.71	Donnie Shunnarah
203	to	190.60	=	-12.40	Lauren Douglas						

**Individual High Averages**

218.30	Mike Dixon	215.33	John Young	213.83	Ryan Nance	200.50	Alex Dundon	194.70	Kurt Dinga
194.03	Keith Nance	190.60	Lauren Douglas	187.76	Frankie Portera	186.93	Joey Stamba	184.67	Autumn Meredith

**High Individual Match Points**

28	Sam Lorino	27.5	John Bachofer	27	Brian Lorino	26	Michael Giardina	26	Alex Dundon
----	------------	------	---------------	----	--------------	----	------------------	----	-------------

**Team Rosters**

Book	Avg	Name	Avg	HDCP	Pins	Gms	Points	Won	-1-	-2-	-3-	Total	HDCP	High	HDCP	High	HDCP	High	Pins +
													Total	Game	Game	Sers	Sers		HDCP
<b>1 - Tomorrow's Hangover</b>			Avg=600																
144		Brian Robinson	154	68	4160	27	22.0	136	<b>158</b>	116	410	608	198	275	533	746	6083		
144		Joe Williams	bk144	77	479	3	3.0				0	0	166		479		710		
151		Chad Eron	146	75	3073	21	16.0				0	0	212	296	492	744	5332		
147		Jason Lee	156	66	1406	9	6.0	<b>155</b>	130	<b>157</b>	442	<b>664</b>	187	261	523	745	2072		
135		Ryan Knerr	125	94	1885	15	7.0	90	<b>130</b>	113	333	603	177	268	425	680	3823		
129		Andrew Williams	139	81	1254	9	9.0				0	0	176	266	465	735	2064		
166		Jim Oswald	161	62	4849	30	19.0	<b>187</b>	153	135	475	658	235	305	571	781	6739		
<b>2 - Ten Pin Wizards</b>			Avg=743																
175		John Bachofer	180	45	5404	30	27.5	136	137	<b>185</b>	458	584	229	275	622	760	6772		
149		Russell Jordan	156	66	2342	15	9.0	113	157	135	405	591	211	276	541	716	3356		
202		Keith Nance	194	32	5821	30	22.5	<b>188</b>	<b>174</b>	185	547	640	255	289	647	749	6757		
222		Ryan Nance	213	15	6415	30	21.0	<b>225</b>	175	175	575	611	279	273	740	744	6781		
188		Kenny Lee	193	33	1739	9	8.0				0	0	214	251	601	686	2072		
158		Ben Watson	bk158	64	1011	6	4.0				0	0	193	251	509	694	1395		

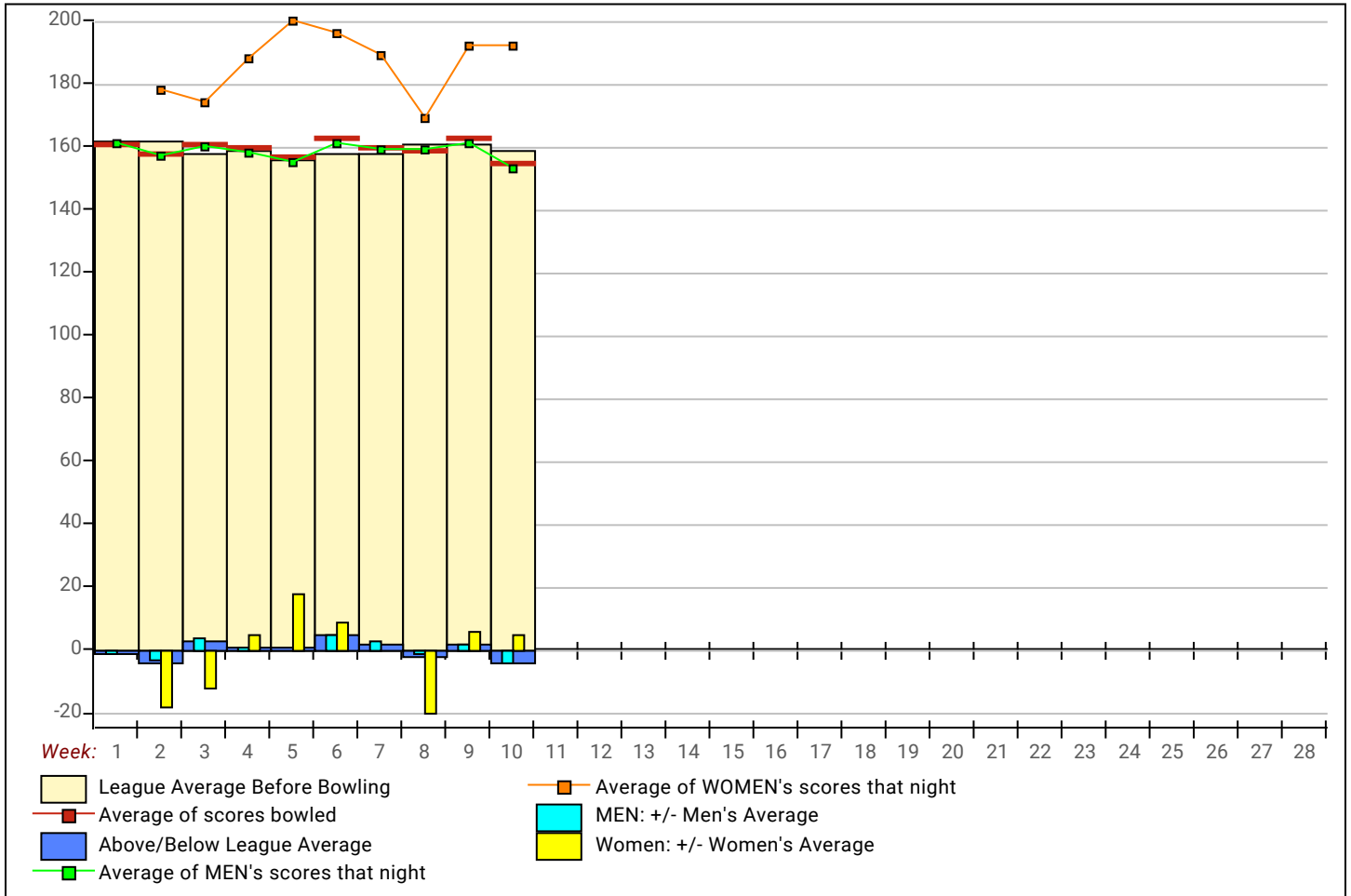
Book	Avg	Name	Avg	HDCP	Pins	Gms	Points	Won	-1-	-2-	-3-	Total	HDCP	High	HDCP	High	HDCP	Pins +	
													Total	Game	Game	Sers	Sers	HDCP	
<b>3 - The Pandemic</b>	Avg=735																		
166		Chris Jones	161	62	4838	30	16.0		141	121	143	405	582	229	281	578	734	6488	
182		Autumn Meredith	184	41	5540	30	18.0	<b>216</b>	178	195	589	<b>715</b>	243	297	636	780	6878		
203		Lauren Douglas	190	36	5718	30	22.0	<b>214</b>	<b>191</b>	159	564	<b>672</b>	257	284	662	770	6621		
196		Alex Dundon	200	27	6015	30	26.0	<b>205</b>	<b>225</b>	213	643	<b>727</b>	277	307	658	748	6819		
183		Bryant Hornsby	bk183	42	0	0					0	0	0		0		0		
163		Umang Patel	bk163	60	0	0					0	0	0		0		0		
181		Amanda Green	bk181	44	0	0					0	0	0		0		0		
<b>4 - Straight Hookin'</b>	Avg=524																		
145		Billy Fisher	143	78	4300	30	19.0	<b>173</b>	142	<b>113</b>	428	<b>662</b>	188	268	459	696	6640		
—		Shelton Boland	101	116	303	3					0	0	118		303		651		
151		Brad Boland	134	86	3230	24	7.0	132	<b>123</b>	134	389	<b>644</b>	210	281	472	685	5756		
164		Hunter Jones	146	75	3963	27	9.0	<b>123</b>	136	<b>196</b>	455	<b>680</b>	217	288	510	732	6420		
150		Pat Boland	139	81	3757	27	11.0	140	<b>156</b>	<b>125</b>	421	<b>664</b>	179	262	453	702	6511		
<b>5 - Ballbarians</b>	Avg=586																		
125		Billy Riley	136	84	3673	27	22.5	112	<b>122</b>	<b>127</b>	361	607	188	282	464	746	5980		
134		Bill Riley	149	72	4475	30	16.5	<b>135</b>	129	159	423	<b>639</b>	209	285	522	768	6812		
—		Chris Vernon	152	70	4124	27	20.5	<b>128</b>	154	131	413	<b>617</b>	209	279	538	712	5933		
147		Sangy Steelman	149	72	3140	21	10.0	<b>152</b>	136	148	436	<b>652</b>	187	261	495	717	5318		
—		Josh Triola	145	76	1743	12	10.0				0	0	173	249	490	718	2628		
145		Eddie Kovacik	bk145	76	0	0					0	0	0		0		0		
—		Keith Chasteen	bk98	118	0	0					0	0	0		0		0		
<b>6 - Scared Splitless</b>	Avg=605																		
139		Vince Carpri	146	75	3518	24	10.5	140	<b>148</b>	<b>145</b>	433	<b>658</b>	196	276	503	743	5372		
153		Gerald Burnett	152	70	4110	27	13.0	<b>135</b>	<b>167</b>	131	433	<b>640</b>	208	278	511	742	6039		
165		Ross Carpri	160	63	3863	24	17.0	<b>212</b>	159	134	505	<b>694</b>	212	275	528	709	5309		
156		Stevie Robertson	147	74	3106	21	12.0	<b>144</b>	172	150	466	<b>691</b>	229	312	541	790	4642		
184		Andrew Robertson	174	50	3667	21	8.0				0	0	215	262	568	717	5266		
<b>7 - The Bowling Stones</b>	Avg=517																		
150		Wes Ezzell	149	72	2698	18	12.0	<b>160</b>	<b>149</b>	136	445	<b>661</b>	211	287	543	771	4630		
—		Andrew Brown	92	124	276	3	3.0				0	0	102		276		648		
123		David Burnum	bk123	96	1112	8	9.0				0	0	179	275	445	733	2089		
150		Jimmy Brown	153	69	4604	30	25.5	<b>193</b>	<b>203</b>	<b>171</b>	567	<b>783</b>	203	275	567	783	6833		
167		Buddy Jessup	173	51	5207	30	18.5	137	129	<b>225</b>	491	<b>641</b>	225	275	598	760	6770		
174		Michael Giardina	173	51	4678	27	26.0	164	<b>157</b>	<b>185</b>	506	<b>659</b>	209	258	551	704	6022		
<b>8 - Spare Me</b>	Avg=511																		
125		Jonathan Hand	127	92	3061	24	16.0	107	<b>150</b>	<b>125</b>	382	<b>658</b>	195	289	427	709	6535		
131		Terry Knight	138	82	3737	27	17.0	<b>130</b>	<b>132</b>	<b>204</b>	466	<b>718</b>	204	288	466	718	6014		
—		Greg Peterson	122	97	3662	30	22.5	<b>147</b>	<b>142</b>	<b>159</b>	448	<b>745</b>	163	265	448	745	6767		
—		Mike Vice	124	95	3749	30	16.0	103	85	<b>171</b>	359	<b>641</b>	173	267	411	710	6599		
—		Will Gurner	152	70	456	3	1.0				0	0	185		456		666		
<b>9 - Conspiracy Theory</b>	Avg=764																		
180		Donnie Shunnarah	166	57	3492	21	15.0	<b>147</b>	135	155	437	599	222	247	583	692	5175		
194		Joey Stamba	186	39	2804	15	6.0	167	152	202	521	<b>629</b>	246	278	603	720	3317		
195		Kurt Dinga	194	32	5841	30	22.0	200	194	213	607	<b>706</b>	245	281	657	765	6864		
215		Mike Dixon	218	10	5894	27	24.0	<b>218</b>	<b>242</b>	<b>223</b>	683	<b>716</b>	286	303	768	819	6380		
204		John Young	215	13	3876	18	17.0				0	0	268	284	696	765	4233		
179		Mike Karam	bk179	45	1113	6	4.0				0	0	217	262	584	719	1383		

Book	Avg	Name	Avg HDCP	Pins	Gms	Points Won	-1-	-2-	-3-	Total	HDCP Total	High Game	HDCP Game	High Sers	HDCP Sers	Pins + HDCP	
<b>10 - Split Happens</b> Avg=382																	
123		Charlie Lorino	bk123	96	0	0				0	0	0		0		1254	
---		Pat Martin	0	0	0	0				0	0	0		0		544	
120		Sam Lorino	131	89	3949	30	28.0	<b>122</b>	<b>128</b>	<b>147</b>	397	<b>664</b>	169	260	475	748	6754
127		Paul Lorino	128	91	3847	30	17.0	92	<b>174</b>	<b>147</b>	413	689	174	266	413	689	6598
132		Bobby Lorino	128	91	2316	18	13.5	113	119	<b>142</b>	374	<b>644</b>	159	247	433	697	4536
142		Brian Lorino	144	77	4349	30	27.0	150	128	<b>174</b>	452	683	174	253	480	723	6701
<b>11 - Pocket Pounders</b> Avg=650																	
151		Mark Gray	168	55	3540	21	16.5	<b>180</b>	138	146	464	<b>626</b>	217	288	588	801	4788
155		Chris Mitchell	178	46	1607	9	11.0				0	0	216	283	570	726	2210
159		Jacob Brown	143	78	3023	21	12.0	122	<b>139</b>	<b>166</b>	427	<b>658</b>	197	272	487	730	4511
150		Jeff Brown	161	62	2903	18	15.0	118	<b>170</b>	<b>143</b>	431	<b>608</b>	232	304	580	796	4049
190		Frankie Portera	187	38	3943	21	19.0	173	<b>219</b>	<b>196</b>	588	<b>705</b>	258	308	648	798	4786
170		Tony Carpri	157	65	2843	18	12.0				0	0	211	265	550	712	3914
162		Mike Portera	160	63	1931	12	9.5				0	0	198	259	539	710	2645
<b>12 - BYE</b> Avg=0																	

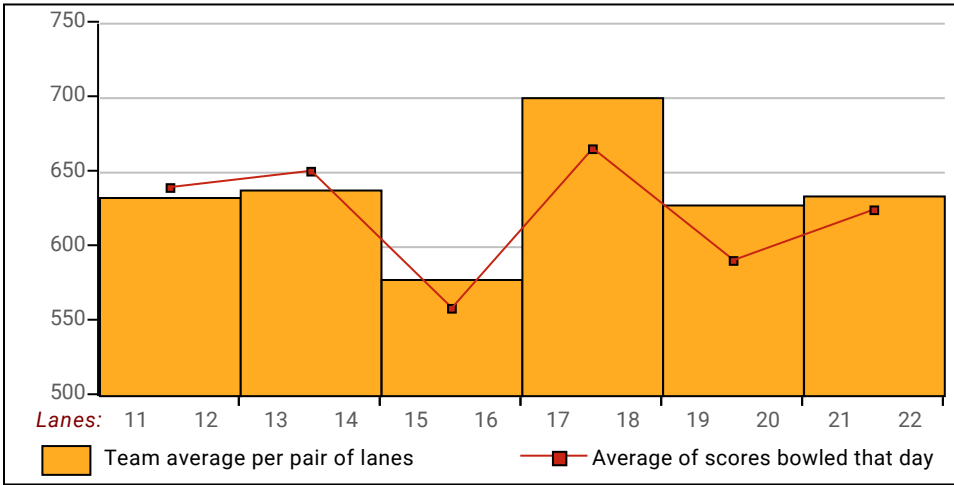
**High match Points: All Members of This League**

Name	Points Won	Points Lost	Name	Points Won	Points Lost
Sam Lorino	28.0	12.0	Jacob Brown	12.0	16.0
John Bachofer	27.5	12.5	Tony Carpri	12.0	12.0
Brian Lorino	27.0	13.0	Wes Ezzell	12.0	12.0
Michael Giardina	26.0	10.0	Stevie Robertson	12.0	16.0
Alex Dundon	26.0	14.0	Pat Boland	11.0	25.0
Jimmy Brown	25.5	14.5	Chris Mitchell	11.0	1.0
Mike Dixon	24.0	12.0	Vince Carpri	10.5	21.5
Billy Riley	22.5	13.5	Sangy Steelman	10.0	18.0
Greg Peterson	22.5	17.5	Josh Triola	10.0	6.0
Keith Nance	22.5	17.5	Mike Portera	9.5	6.5
Kurt Dinga	22.0	18.0	Hunter Jones	9.0	27.0
Brian Robinson	22.0	14.0	Andrew Williams	9.0	3.0
Lauren Douglas	22.0	18.0	David Burnum	9.0	2.0
Ryan Nance	21.0	19.0	Russell Jordan	9.0	11.0
Chris Vernon	20.5	15.5	Kenny Lee	8.0	4.0
Billy Fisher	19.0	21.0	Andrew Robertson	8.0	20.0
Frankie Portera	19.0	9.0	Brad Boland	7.0	25.0
Jim Oswald	19.0	21.0	Ryan Knerr	7.0	13.0
Buddy Jessup	18.5	21.5	Joey Stamba	6.0	14.0
Autumn Meredith	18.0	22.0	Jason Lee	6.0	6.0
Ross Carpri	17.0	15.0	Mike Karam	4.0	4.0
Terry Knight	17.0	19.0	Ben Watson	4.0	4.0
Paul Lorino	17.0	23.0	Joe Williams	3.0	1.0
John Young	17.0	7.0	Andrew Brown	3.0	1.0
Mark Gray	16.5	11.5	Will Gurner	1.0	3.0
Bill Riley	16.5	23.5	Bryant Hornsby		
Mike Vice	16.0	24.0	Keith Chasteen		
Chad Eron	16.0	12.0	Umang Patel		
Jonathan Hand	16.0	16.0	Eddie Kovacik		
Chris Jones	16.0	24.0	Travis Diggs		
Jeff Brown	15.0	9.0	Charlie Lorino		
Donnie Shunnarah	15.0	13.0	Pat Martin		
Bobby Lorino	13.5	10.5	Shelton Boland		4.0
Gerald Burnett	13.0	23.0	Amanda Green		

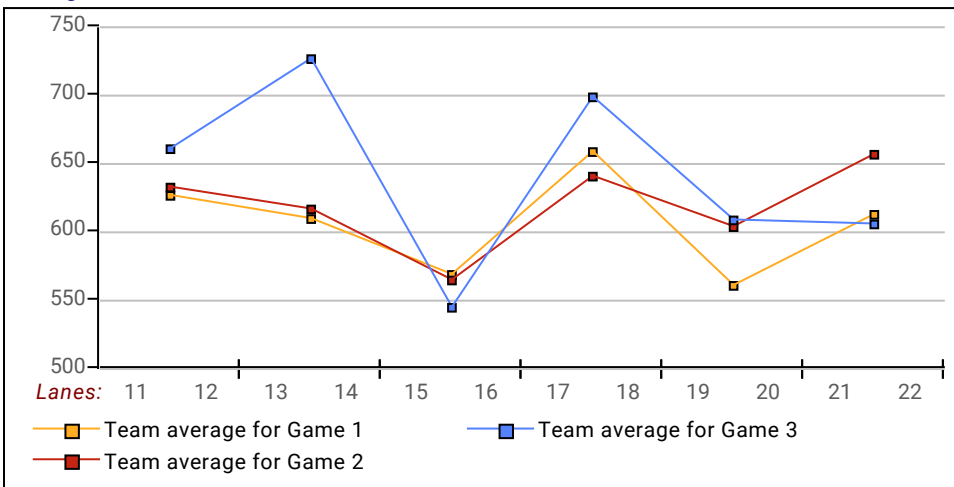
League Average Week-by-Week



**Team Average vs Avg of Scores**



**Average of Scores for Each Game**



**Amount Over/Under Team Average**

