

6:00PM SHIFT: MARCH
8:30PM SHIFT: FEBRUARY, APRIL

Lane Assignments

	11-12	13-14	15-16	17-18	19-20	21-22	23-24	25-26	27-28	29-30	31-32	33-34
Wk24 03/10	-3-	-4-	-5-	-6-	-9-	-10-	-1-	-2-	-7-	-8-	-11-	-12-
Wk25 03/17	-10-	-8-	-9-	-11-	-1-	-7-	-4-	-5-	-6-	-2-	-3-	-12-

Team Standings

Place	#	Team Name	Points Won	Points Lost	Year-To-Date WON	Scratch Pins	Pins + HDCP	High Sers	HDCP Sers	High Game	HDCP Game
1	6	Scared Splitless	147½	77½	284	43157	61571	2047	2833	749	1000
2	5	Ballbarians	141	84	302	40436	61316	1952	2861	699	1005
3	4	Straight Hookin'	127½	97½	270	39482	61172	1882	2825	692	1008
4	9	Conspiracy Theory	125½	99½	302	52640	61934	2700	3042	941	1056
5	10	Split Happens	124½	100½	331½	36765	60906	1847	2900	652	1003
6	11	Pocket Pounders - 1	123	102	330	44959	61513	2137	2854	783	1010
7	2	Ten Pin Wizards	116½	108½	317½	51355	61831	2426	2918	883	1052
8	3	The Pindemic	101½	123½	306½	50245	61405	2346	2853	846	1003
9	1	Tomorrow's Hangover	100	125	276	40946	61214	1974	2871	722	1028
10	7	The Bowling Stones - 1	75½	149½	290½	42801	61176	2115	2868	731	1014
11	8	Spare Me	74	151	194½	34626	60204	1675	2854	659	1028
12	12	BYE	0	0	0	0	0	0	0	0	0

Review of Last Week's Bowling.....

Pairing	Team Name	HDCP -1-	HDCP -2-	HDCP -3-	HDCP Total	Last Wk WON	Team Name	HDCP -1-	HDCP -2-	HDCP -3-	HDCP Total	Last Wk WON
-1-	Conspiracy Theory	830	861	804	2495	4	<---> Scared Splitless	855	920	939	2714	21
-2-	Straight Hookin'	908	823	864	2595	16	<---> Spare Me	825	846	848	2519	9
-3-	Ten Pin Wizards	814	1052	920	2786	9	<---> Ballbarians	973	909	979	2861	16
-4-	The Pindemic	900	964	860	2724	22½	<---> The Bowling Stones -	782	768	773	2323	2½
-5-	Split Happens	900	818	919	2637	12	<---> Pocket Pounders - 1	840	937	896	2673	13
-6-	Tomorrow's Hangover	833	892	840	2565	5	<---> BYE	840	937	896	2673	0

Last Week's Top Scores

Scratch Game	883	Ten Pin Wizards	790	The Pindemic	719	Conspiracy Theory
	680	Pocket Pounders - 1	676	Ballbarians	662	Scared Splitless
Scratch Series	2279	Ten Pin Wizards	2202	The Pindemic	2069	Conspiracy Theory
	1952	Ballbarians	1902	Pocket Pounders - 1	1883	Scared Splitless
Handicap Game	1052	Ten Pin Wizards	979	Ballbarians	964	The Pindemic
	939	Scared Splitless	937	Pocket Pounders - 1	919	Split Happens
Handicap Series	2861	Ballbarians	2786	Ten Pin Wizards	2724	The Pindemic
	2714	Scared Splitless	2673	Pocket Pounders - 1	2637	Split Happens
Scratch Game	256	Alex Dundon	256	Ryan Nance	219	Keith Nance
	215	Mike Dixon	214	Kurt Dinga	213	John Bachofer
Scratch Series	704	Alex Dundon	648	Ryan Nance	608	Kurt Dinga
	600	Keith Nance	576	Mike Dixon	559	Autumn Meredith
Handicap Game	280	Alex Dundon	272	Ryan Nance	271	Russell Jordan
	269	Vince Carpri	264	Jacob Brown	264	Bill Riley
Handicap Series	776	Alex Dundon	759	Bill Riley	728	Sangy Steelman
	716	Kurt Dinga	710	Russell Jordan	705	Keith Nance

Season High Scores

Team Scratch Game		Team Scratch Series		Team Handicap Game		Team Handicap Series	
941	Conspiracy Theory	2700	Conspiracy Theory	1056	Conspiracy Theory	3042	Conspiracy Theory
883	Ten Pin Wizards	2426	Ten Pin Wizards	1052	Ten Pin Wizards	2918	Ten Pin Wizards
846	The Pindemic	2346	The Pindemic	1028	Tomorrow's Hangover	2900	Split Happens
783	Pocket Pounders - 1	2137	Pocket Pounders - 1	1028	Spare Me	2871	Tomorrow's Hango
749	Scared Splitless	2115	The Bowling Stones - 1	1014	The Bowling Stones - 1	2868	The Bowling Stone
731	The Bowling Stones - 1	2047	Scared Splitless	1010	Pocket Pounders - 1	2861	Ballbarians
722	Tomorrow's Hangover	1974	Tomorrow's Hangover	1008	Straight Hookin'	2854	Spare Me
699	Ballbarians	1952	Ballbarians	1005	Ballbarians	2854	Pocket Pounders -
Scratch Game		Scratch Series		Handicap Game		Handicap Series	
300	Mike Dixon	768	Mike Dixon	312	Stevie Robertson	819	Mike Dixon
279	Ryan Nance	761	Ryan Nance	311	Mike Dixon	809	Ryan Nance
277	Alex Dundon	704	Alex Dundon	307	Alex Dundon	801	Mark Gray
257	Lauren Douglas	662	Lauren Douglas	305	Donnie Shunnarah	796	Jacob Brown
255	Keith Nance	660	Kurt Dinga	305	Jim Oswald	796	Jeff Brown
246	Joey Stamba	655	Autumn Meredith	304	Jeff Brown	790	Stevie Robertson
246	Donnie Shunnarah	647	Keith Nance	302	Hunter Jones	787	Hunter Jones
245	Kurt Dinga	622	John Bachofer	297	Autumn Meredith	783	Jimmy Brown
245	John Bachofer						

Most Improved Average

125	to	136.53	=	+11.53	Billy Riley	151	to	160.76	=	+9.76	Mark Gray
134	to	142.97	=	+8.97	Bill Riley	196	to	204.59	=	+8.59	Alex Dundon
147	to	155.13	=	+8.13	Sangy Steelman						

Most Un-Improved Averages

203	to	182.19	=	-20.81	Lauren Douglas	180	to	164.47	=	-15.53	Donnie Shunnarah
151	to	138.92	=	-12.08	Brad Boland	164	to	152.27	=	-11.73	Hunter Jones
194	to	183.39	=	-10.61	Joey Stamba						

Individual High Averages

217.91	Mike Dixon	212.43	Ryan Nance	204.59	Alex Dundon	191.77	Keith Nance	190.33	Kurt Dinga
183.39	Joey Stamba	182.19	Lauren Douglas	180.71	Autumn Meredith	175.12	John Bachofer	168.06	Michael Giardina

High Individual Match Points

60	Alex Dundon	56.5	Keith Nance	54.5	Sam Lorino	51	Brian Lorino	50	Kurt Dinga
----	-------------	------	-------------	------	------------	----	--------------	----	------------

Team Rosters

Book	Avg	Name	Avg	HDCP	Pins	Gms	Points Won	-1-	-2-	-3-	Total	HDCP Total	High Game	HDCP Game	High Sers	HDCP Sers	Pins + HDCP
1 - Tomorrow's Hangover Avg=561																	
144	Brian Robinson	151	71	9988	66	47.0	104	142	114	360	570	203	275	533	746	14602	
129	Andrew Williams	136	84	2869	21	16.0	159	141	137	437	692	176	266	465	735	4663	
151	Chad Eron	148	73	6680	45	33.0				0	0	212	296	521	749	10718	
135	Ryan Knerr	126	93	4188	33	15.0				0	0	177	270	425	686	7824	
147	Jason Lee	147	74	4854	33	18.5	116	165	173	454	679	187	261	523	745	7188	
166	Jim Oswald	161	62	9227	57	36.5	163	153	125	441	624	235	305	571	781	12788	
144	Joe Williams	156	66	2342	15	13.0				0	0	179	251	487	699	3431	
2 - Ten Pin Wizards Avg=710																	
175	John Bachofer	175	49	11558	66	46.5	160	213	155	528	675	245	293	622	760	15257	
149	Russell Jordan	154	68	6950	45	31.5	121	202	180	503	710	211	276	541	719	9986	
188	Kenny Lee	190	36	3436	18	11.0				0	0	228	261	601	689	4063	
202	Keith Nance	191	35	13232	69	56.5	169	212	219	600	705	255	289	647	749	15485	
222	Ryan Nance	212	16	14658	69	50.0	195	256	197	648	696	279	294	761	809	15645	
158	Ben Watson	bk158	64	1011	6	4.0				0	0	193	251	509	694	1395	

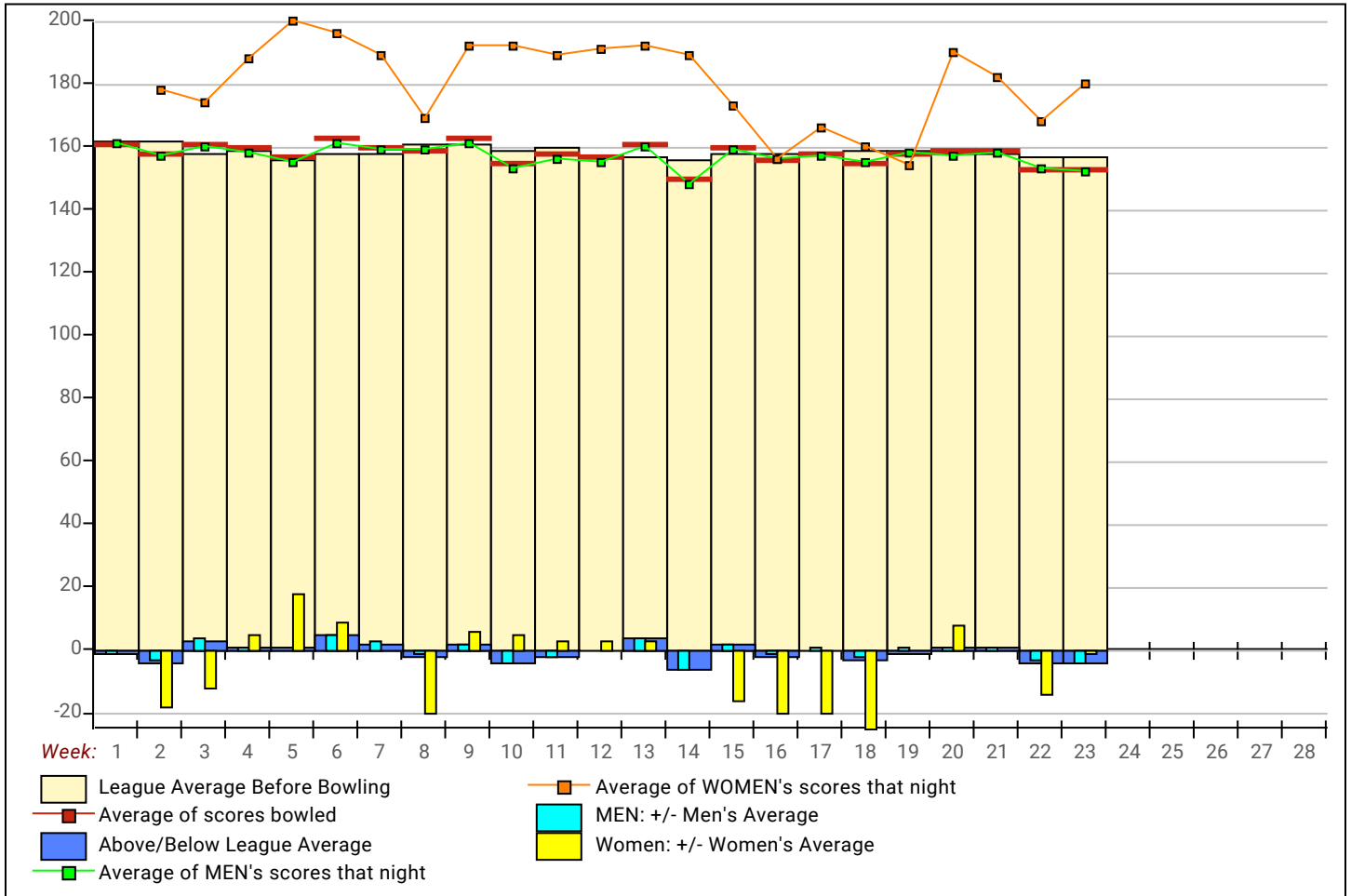
Book					Points				HDCP	High	HDCP	High	HDCP	Pins +		
Avg	Name	Avg	HDCP	Pins	Gms	Won	-1-	-2-	-3-	Total	Total	Game	Game	Sers	Sers	HDCP
3 - The Pandemic Avg=726																
166	Chris Jones	160	63	11099	69	48.0	144	157	115	416	602	229	281	578	751	15101
182	Autumn Meredith	180	45	11927	66	36.0	170	186	203	559	694	243	297	655	780	14762
203	Lauren Douglas	182	43	12571	69	46.5	160	191	172	523	652	257	284	662	770	14986
196	Alex Dundon	204	23	14117	69	60.0	252	256	196	704	776	277	307	704	776	15893
181	Amanda Green	bk181	44	531	3	4.0				0	0	189		531		663
163	Umang Patel	bk163	60	0	0					0	0	0		0		0
183	Bryant Hornsby	bk183	42	0	0					0	0	0		0		0
4 - Straight Hookin' Avg=534																
145	Billy Fisher	145	76	9582	66	48.5	133	111	144	388	616	214	292	507	738	14637
___	Shelton Boland	99	117	1787	18	10.5	118	98	91	307	661	120	236	318	666	3875
151	Brad Boland	138	82	8335	60	36.0	158	121	157	436	682	210	281	472	706	13864
164	Hunter Jones	152	70	9593	63	35.0	153	147	126	426	636	232	302	559	787	14615
150	Pat Boland	148	73	8919	60	39.0				0	0	209	284	528	750	14181
5 - Ballbarians Avg=585																
125	Billy Riley	136	84	7782	57	42.5	112	152	163	427	679	188	282	464	746	12564
134	Bill Riley	142	79	9865	69	43.5	173	162	184	519	759	209	285	522	768	15316
___	Chris Vernon	152	70	6859	45	27.0	190	140	152	482	695	209	279	538	735	11845
147	Sangy Steelman	155	67	9308	60	43.0	195	152	177	524	728	217	287	559	769	14252
___	Josh Triola	149	72	4933	33	20.0				0	0	220	292	503	719	7339
145	Eddie Kovacik	bk145	76	0	0					0	0	0		0		0
___	Keith Chasteen	bk98	118	0	0					0	0	0		0		0
6 - Scared Splitless Avg=613																
139	Vince Carpri	146	75	8780	60	37.5	140	193	139	472	700	212	288	520	745	13319
156	Stevie Robertson	151	71	8609	57	40.5	158	153	156	467	683	229	312	541	790	12725
153	Gerald Burnett	154	68	9729	63	42.0	120	159	182	461	665	210	282	547	754	14184
165	Ross Carpri	162	61	9250	57	44.0	160	138	185	483	666	213	275	537	723	12736
184	Andrew Robertson	174	50	6267	36	17.0				0	0	215	262	586	742	8607
7 - The Bowling Stones - 1 Avg=547																
___	Andrew Brown	108	109	1621	15	13.0				0	0	150	264	377	719	3394
123	David Burnum	134	86	2281	17	15.0	119	133	137	389	644	198	289	477	750	4056
150	Wes Ezzell	153	69	7345	48	32.5	148	105	113	366	567	215	287	549	771	12613
150	Jimmy Brown	152	70	9604	63	45.5				0	0	203	275	567	783	14128
167	Buddy Jessup	166	57	8507	51	26.5	125	127	154	406	571	225	275	598	760	12482
174	Michael Giardina	168	55	11092	66	44.0	129	142	108	379	541	236	288	572	734	14503
8 - Spare Me Avg=465																
___	Evan Knight	96	120	290	3					0	0	107		290		650
___	Parker Knight	124	95	2234	18	11.0				0	0	161	253	430	706	3854
___	Greg Peterson	119	99	6095	51	29.5	a109	a109	a109	327	624	166	265	448	745	13133
125	Jonathan Hand	126	93	6811	54	29.0	78	101	110	289	565	195	289	446	725	13045
___	Mike Vice	124	95	7464	60	31.0	111	118	124	353	638	173	268	443	728	14376
131	Terry Knight	136	84	8162	60	32.0	156	147	134	437	692	204	288	466	718	14480
___	Will Gurner	152	70	456	3	1.0				0	0	185		456		666
9 - Conspiracy Theory Avg=754																
180	Donnie Shunnarah	164	59	7401	45	33.0	156	129	140	425	596	246	305	583	743	10461
194	Joey Stamba	183	42	9903	54	33.5	166	161	133	460	580	246	278	603	723	11973
195	Kurt Dinga	190	36	13133	69	50.0	200	214	194	608	716	245	281	660	765	15512
215	Mike Dixon	217	11	12421	57	43.0	166	215	195	576	603	300	311	768	819	13204
179	Mike Karam	174	50	3133	18	8.5				0	0	217	262	584	719	3925
204	John Young	211	17	5711	27	22.0				0	0	274	295	752	815	6218
151	Melanie Keener	bk151	71	428	3	3.0				0	0	150		428		641

Book	Avg	Name	Avg HDCP	Pins	Gms	Points Won	-1-	-2-	-3-	Total	HDCP Total	High Game	HDCP Game	High Sers	HDCP Sers	Pins + HDCP	
10 - Split Happens Avg=522																	
123		Charlie Lorino	bk123	96	0	0				0	0	0		0		1254	
120		Sam Lorino	124	95	8623	69	54.5	125	102	137	364	646	182	277	475	748	15076
127		Paul Lorino	129	90	8964	69	48.0	127	124	125	376	646	174	266	443	716	15264
142		Brian Lorino	146	75	9655	66	51.0	156	128	158	442	667	201	279	545	779	15412
132		Bobby Lorino	134	86	7692	57	46.0	147	119	154	420	678	177	265	488	752	13356
—		Pat Martin	0	0	0	0				0	0	0		0		544	
11 - Pocket Pounders - 1 Avg=658																	
159		Jacob Brown	155	67	7479	48	35.0	134	125	198	457	655	212	281	580	796	11496
151		Mark Gray	160	63	7234	45	34.5	140	197	164	501	690	217	288	588	801	9943
190		Frankie Portera	183	42	6255	34	27.0				0	0	258	308	648	798	8058
162		Mike Portera	160	63	4818	30	26.5				0	0	219	282	539	710	6660
150		Jeff Brown	158	64	6639	42	29.0	158	197	136	491	686	232	304	580	796	9300
155		Chris Mitchell	158	64	5239	33	17.0	151	161	141	453	642	216	283	570	726	7183
170		Tony Carpri	168	55	6056	36	31.0				0	0	223	285	585	771	8873
12 - BYE Avg=0																	

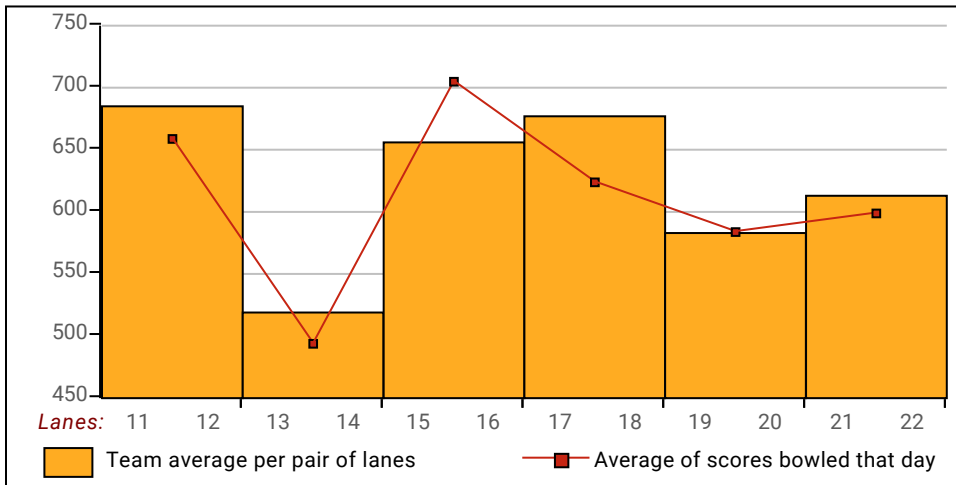
High match Points: All Members of This League

Name	Points Won	Points Lost	Name	Points Won	Points Lost
Alex Dundon	60.0	32.0	Tony Carpri	31.0	17.0
Keith Nance	56.5	35.5	Mike Vice	31.0	49.0
Sam Lorino	54.5	37.5	Greg Peterson	29.5	38.5
Brian Lorino	51.0	37.0	Jeff Brown	29.0	27.0
Kurt Dinga	50.0	42.0	Jonathan Hand	29.0	43.0
Ryan Nance	50.0	42.0	Frankie Portera	27.0	19.0
Billy Fisher	48.5	39.5	Chris Vernon	27.0	33.0
Paul Lorino	48.0	44.0	Mike Portera	26.5	13.5
Chris Jones	48.0	44.0	Buddy Jessup	26.5	41.5
Brian Robinson	47.0	41.0	John Young	22.0	14.0
John Bachofer	46.5	41.5	Josh Triola	20.0	24.0
Lauren Douglas	46.5	45.5	Jason Lee	18.5	25.5
Bobby Lorino	46.0	30.0	Chris Mitchell	17.0	27.0
Jimmy Brown	45.5	38.5	Andrew Robertson	17.0	31.0
Ross Carpri	44.0	32.0	Andrew Williams	16.0	12.0
Michael Giardina	44.0	44.0	Ryan Knerr	15.0	29.0
Bill Riley	43.5	48.5	David Burnum	15.0	8.0
Sangy Steelman	43.0	37.0	Joe Williams	13.0	7.0
Mike Dixon	43.0	33.0	Andrew Brown	13.0	7.0
Billy Riley	42.5	33.5	Kenny Lee	11.0	13.0
Gerald Burnett	42.0	42.0	Parker Knight	11.0	13.0
Stevie Robertson	40.5	35.5	Shelton Boland	10.5	13.5
Pat Boland	39.0	41.0	Mike Karam	8.5	15.5
Vince Carpri	37.5	42.5	Ben Watson	4.0	4.0
Jim Oswald	36.5	39.5	Amanda Green	4.0	
Brad Boland	36.0	44.0	Melanie Keener	3.0	1.0
Autumn Meredith	36.0	52.0	Will Gurner	1.0	3.0
Hunter Jones	35.0	49.0	Bryant Hornsby		
Jacob Brown	35.0	29.0	Keith Chasteen		
Mark Gray	34.5	25.5	Umang Patel		
Joey Stamba	33.5	38.5	Eddie Kovacic		
Donnie Shunnarah	33.0	27.0	Travis Diggs		
Chad Eron	33.0	27.0	Charlie Lorino		
Wes Ezzell	32.5	31.5	Pat Martin		
Terry Knight	32.0	48.0	Evan Knight		4.0
Russell Jordan	31.5	28.5			

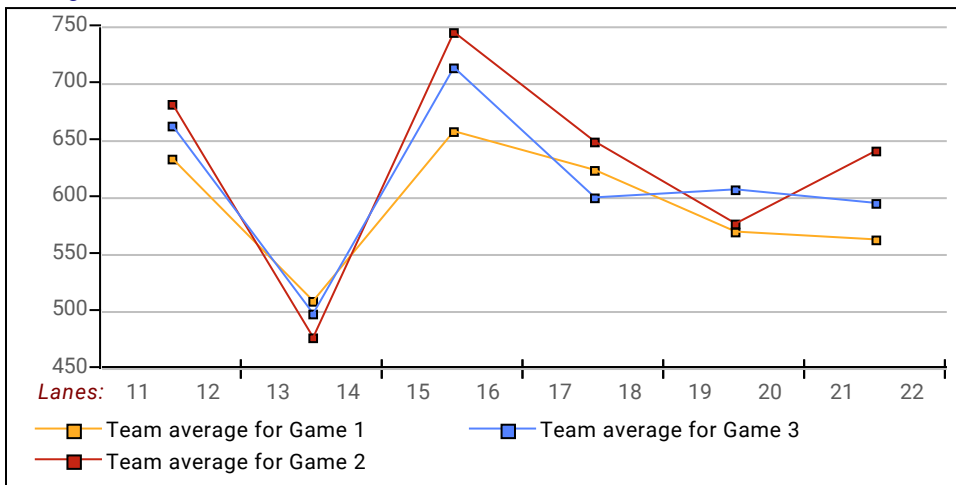
League Average Week-by-Week



Team Average vs Avg of Scores



Average of Scores for Each Game



Amount Over/Under Team Average

