

6:00PM SHIFT: JANUARY, MARCH

8:30PM SHIFT: FEBRUARY, APRIL

### Lane Assignments

	11-12	13-14	15-16	17-18	19-20	21-22	23-24	25-26	27-28	29-30	31-32	33-34
Wk17 01/20	- 5-	- 1-	- 8-	-11-	- 4-	- 2-	- 7-	- 9-	- 3-	- 6-	-10-	-12-
Wk18 01/27	- 8-	- 3-	- 6-	-10-	- 5-	- 9-	- 1-	-11-	- 4-	- 7-	- 2-	-12-

### Team Standings

Place	#	Team Name	Points Won	Points Lost	Scratch Pins	Pins + HDCP	High Sers	HDCP Sers	High Game	HDCP Game	Team Avg
1	5	Ballbarians	46	4	28035	42537	1880	2837	699	1005	582
2	2	Ten Pin Wizards	35	15	35940	43155	2426	2918	867	1031	736
3	4	Straight Hookin'	34	16	27601	42616	1877	2825	692	1008	538
4	6	Scared Splitless	31	19	30143	42776	2047	2833	749	1000	609
5	1	Tomorrow's Hangover	26½	23½	28558	42766	1974	2871	722	1028	563
6	9	Conspiracy Theory	24	26	36775	43039	2700	3042	941	1055	690
7	7	The Bowling Stones - 1	24	26	30011	42998	2115	2868	731	1014	536
8	3	The Pindemic	20½	29½	35493	43089	2346	2853	846	1003	738
9	10	Split Happens	20	30	25185	41997	1744	2809	610	964	506
10	11	Pocket Pounders - 1	15	35	31530	42885	2137	2854	783	1010	644
11	8	Spare Me	9	41	24258	42132	1675	2854	659	1028	475
12	12	BYE	0	0	0	0	0	0	0	0	0

### Review of Last Week's Bowling.....

Pairing	Team Name	HDCP -1-	HDCP -2-	HDCP -3-	HDCP Total	Last Wk WON	Team Name	HDCP -1-	HDCP -2-	HDCP -3-	HDCP Total	Last Wk WON
-1-	Ten Pin Wizards	905	924	819	2648	17	<---> Conspiracy Theory	817	918	858	2593	8
-2-	Pocket Pounders - 1	958	834	826	2618	7	<---> Scared Splitless	908	905	858	2671	18
-3-	The Pindemic	834	816	887	2537	11½	<---> Tomorrow's Hangover	886	809	866	2561	13½
-4-	Spare Me	847	856	871	2574	2	<---> Ballbarians	910	937	926	2773	23
-5-	Straight Hookin'	942	955	870	2767	17	<---> Split Happens	901	884	896	2681	8
-6-	The Bowling Stones -	798	937	928	2663	12	<---> BYE	901	884	896	2681	0

### Last Week's Top Scores

Scratch Game	762	Conspiracy Theory	761	Ten Pin Wizards	740	Pocket Pounders - 1
	729	The Pindemic	651	Straight Hookin'	648	The Bowling Stones - 1
Scratch Series	2159	Ten Pin Wizards	2125	Conspiracy Theory	2063	The Pindemic
	1964	Pocket Pounders - 1	1879	Scared Splitless	1855	Straight Hookin'
					1855	Ballbarians
Handicap Game	958	Pocket Pounders - 1	955	Straight Hookin'	937	Ballbarians
	937	The Bowling Stones - 1	924	Ten Pin Wizards	918	Conspiracy Theory
Handicap Series	2773	Ballbarians	2767	Straight Hookin'	2681	Split Happens
	2671	Scared Splitless	2663	The Bowling Stones - 1	2648	Ten Pin Wizards
Scratch Game	268	Ryan Nance	266	Mike Dixon	234	Frankie Portera
	232	Alex Dundon	219	Mike Portera	217	Joey Stamba
Scratch Series	761	Ryan Nance	682	Mike Dixon	583	Joey Stamba
	581	Alex Dundon	559	Frankie Portera	550	Buddy Jessup
Handicap Game	284	Pat Boland	284	Ryan Nance	282	Mike Portera
	278	Mike Dixon	276	Frankie Portera	273	Sangy Steelman
Handicap Series	809	Ryan Nance	762	Sangy Steelman	725	Brian Lorino
	719	Andrew Brown	718	Mike Dixon	712	Buddy Jessup

**Season High Scores**

Team Scratch Game		Team Scratch Series		Team Handicap Game		Team Handicap Series	
941	Conspiracy Theory	2700	Conspiracy Theory	1055	Conspiracy Theory	3042	Conspiracy Theory
867	Ten Pin Wizards	2426	Ten Pin Wizards	1031	Ten Pin Wizards	2918	Ten Pin Wizards
846	The Pindemic	2346	The Pindemic	1028	Tomorrow's Hangover	2871	Tomorrow's Hango
783	Pocket Pounders - 1	2137	Pocket Pounders - 1	1028	Spare Me	2868	The Bowling Stone
749	Scared Splitless	2115	The Bowling Stones - 1	1014	The Bowling Stones - 1	2854	Spare Me
731	The Bowling Stones - 1	2047	Scared Splitless	1010	Pocket Pounders - 1	2854	Pocket Pounders - 1
722	Tomorrow's Hangover	1974	Tomorrow's Hangover	1008	Straight Hookin'	2853	The Pindemic
699	Ballbarians	1880	Ballbarians	1005	Ballbarians	2837	Ballbarians
Scratch Game		Scratch Series		Handicap Game		Handicap Series	
286	Mike Dixon	768	Mike Dixon	312	Stevie Robertson	819	Mike Dixon
279	Ryan Nance	761	Ryan Nance	308	Frankie Portera	809	Ryan Nance
277	Alex Dundon	696	John Young	307	Alex Dundon	801	Mark Gray
268	John Young	677	Alex Dundon	305	Jim Oswald	798	Frankie Portera
258	Frankie Portera	662	Lauren Douglas	304	Jeff Brown	796	Jacob Brown
257	Lauren Douglas	660	Kurt Dinga	303	Mike Dixon	796	Jeff Brown
255	Keith Nance	655	Autumn Meredith	297	Autumn Meredith	790	Stevie Robertson
246	Joey Stamba	648	Frankie Portera	296	Chad Eron	787	Hunter Jones

**Most Improved Average**

125	to	139.50	=	+14.50	Billy Riley	150	to	161.67	=	+11.67	Jeff Brown
151	to	161.12	=	+10.12	Mark Gray	144	to	154.00	=	+10.00	Brian Robinson
119	to	127.46	=	+8.46	Mike Vice						

**Most Un-Improved Averages**

203	to	187.33	=	-15.67	Lauren Douglas	180	to	164.79	=	-15.21	Donnie Shunnarah
151	to	138.38	=	-12.62	Brad Boland	164	to	151.80	=	-12.20	Hunter Jones
135	to	124.21	=	-10.79	Ryan Knerr						

**Individual High Averages**

217.69	Mike Dixon	214.75	Ryan Nance	206.71	John Young	203.50	Alex Dundon	192.29	Keith Nance
189.94	Kurt Dinga	187.33	Lauren Douglas	186.30	Joey Stamba	184.60	Autumn Meredith	184.10	Frankie Portera

**High Individual Match Points**

42	Alex Dundon	41.5	Keith Nance	37.5	Jimmy Brown	37	Brian Lorino	36.5	John Bachofer
----	-------------	------	-------------	------	-------------	----	--------------	------	---------------

**Team Rosters**

Book	Avg	Name	Avg	HDCP	Pins	Gms	Points	Won	-1-	-2-	-3-	Total	HDCP	High	HDCP	High	HDCP	High	Pins +	
													Total	Game	Game	Sers	Sers		HDCP	
<b>1 - Tomorrow's Hangover</b>			Avg=563																	
144		Brian Robinson	154	68	6930	45	34.0	137	158	148	443	647	203	275	533	746	10095			
129		Andrew Williams	140	81	2101	15	14.0				0	0	176	266	465	735	3397			
135		Ryan Knerr	124	95	2981	24	9.0				0	0	177	268	425	680	5771			
151		Chad Eron	145	76	4808	33	23.0	<b>125</b>	<b>117</b>	<b>137</b>	379	<b>601</b>	212	296	492	744	7958			
147		Jason Lee	154	68	2788	18	15.5	<b>178</b>	<b>132</b>	<b>164</b>	474	<b>678</b>	187	261	523	745	4054			
166		Jim Oswald	160	63	6267	39	24.0	<b>174</b>	<b>130</b>	145	449	635	235	305	571	781	8712			
144		Joe Williams	157	65	1885	12	11.0				0	0	179	251	487	699	2779			
<b>2 - Ten Pin Wizards</b>			Avg=736																	
175		John Bachofer	176	48	7935	45	36.5	152	<b>184</b>	150	486	627	229	275	622	760	10632			
149		Russell Jordan	154	68	4623	30	20.0	<b>181</b>	148	112	441	645	211	276	541	717	6642			
202		Keith Nance	192	34	9230	48	41.5	<b>142</b>	<b>161</b>	<b>168</b>	471	<b>567</b>	255	289	647	749	10748			
222		Ryan Nance	214	14	10308	48	36.0	<b>267</b>	<b>268</b>	<b>226</b>	761	<b>809</b>	279	294	761	809	10983			
188		Kenny Lee	193	33	2323	12	9.0				0	0	228	261	601	686	2755			
158		Ben Watson	bk158	64	1011	6	4.0				0	0	193	251	509	694	1395			

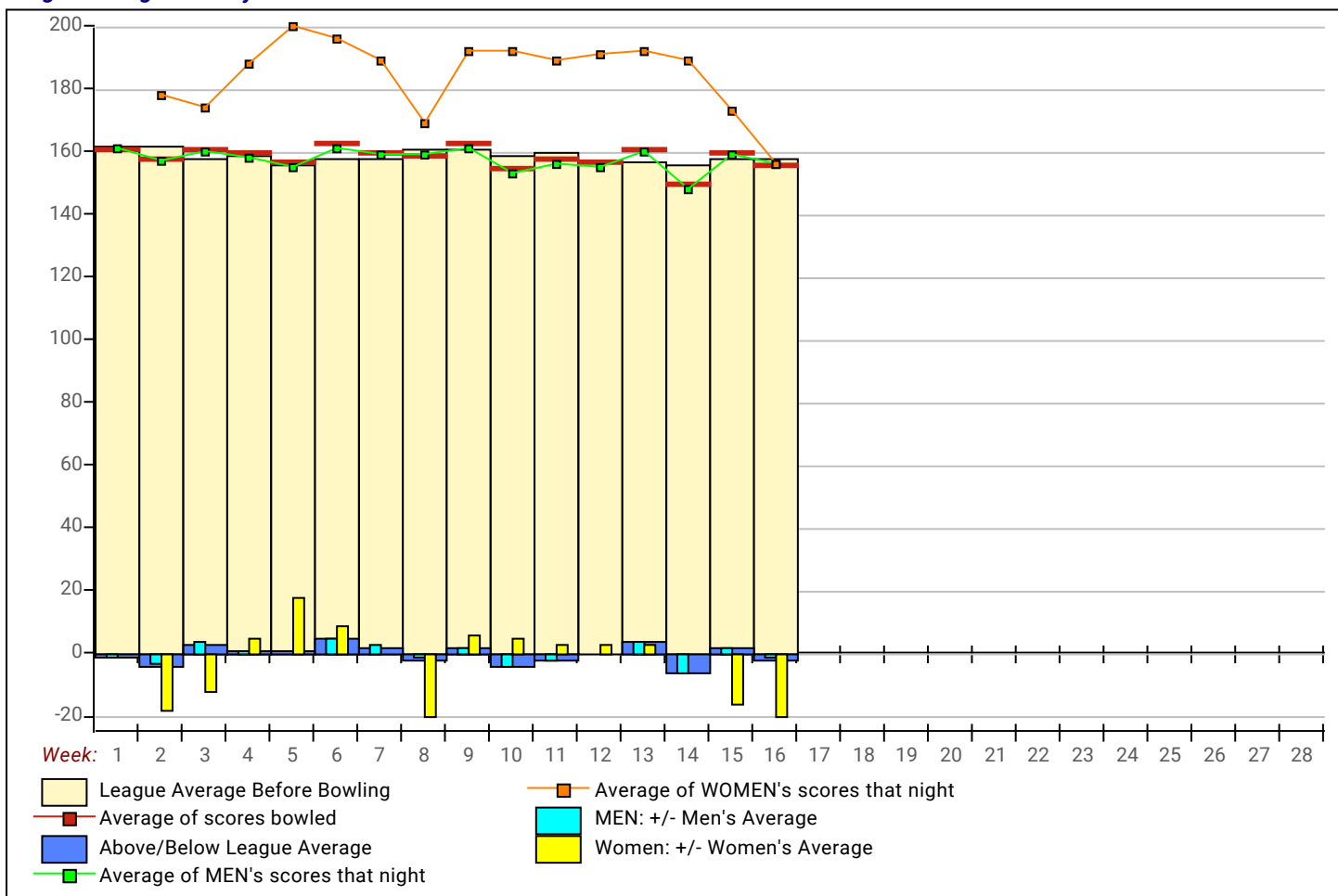
Book	Avg	Name	Avg HDCP	Pins	Gms	Points Won	-1-	-2-	-3-	Total	HDCP Total	High Game	HDCP Game	High Sers	HDCP Sers	Pins + HDCP
<b>3 - The Pandemic</b>	Avg=738															
166		Chris Jones	164 59	7895	48	35.0	<b>162</b>	<b>168</b>	<b>178</b>	508	<b>685</b>	229	281	578	751	10628
182		Autumn Meredith	184 41	8307	45	26.0	157	<b>160</b>	159	476	593	243	297	655	780	10230
203		Lauren Douglas	187 38	8992	48	31.5	175	<b>163</b>	160	498	609	257	284	662	770	10540
196		Alex Dundon	203 24	9768	48	42.0	182	167	<b>232</b>	581	<b>650</b>	277	307	677	755	11028
181		Amanda Green	bk181 44	531	3	4.0				0	0	189		531		663
163		Umang Patel	bk163 60	0	0					0	0	0		0		0
183		Bryant Hornsby	bk183 42	0	0					0	0	0		0		0
<b>4 - Straight Hookin'</b>	Avg=538															
145		Billy Fisher	146 75	6583	45	31.5	<b>168</b>	<b>150</b>	132	450	<b>675</b>	214	292	507	738	10072
___		Shelton Boland	103 114	935	9	5.0				0	0	120	234	318	666	1973
151		Brad Boland	138 82	5812	42	25.0	<b>160</b>	138	<b>159</b>	457	<b>706</b>	210	281	472	706	9856
164		Hunter Jones	151 71	6831	45	25.0	<b>178</b>	154	<b>142</b>	474	<b>687</b>	217	288	559	787	10608
150		Pat Boland	147 74	6174	42	26.0	132	<b>209</b>	133	474	699	209	284	504	735	10107
<b>5 - Ballbarians</b>	Avg=582															
125		Billy Riley	139 81	5022	36	32.5	<b>147</b>	<b>168</b>	137	452	<b>698</b>	188	282	464	746	8076
___		Chris Vernon	152 70	5040	33	24.0	a142	a142	a142	426	636	209	279	538	735	9183
___		Josh Triola	152 70	3663	24	17.0				0	0	220	292	503	719	5427
134		Bill Riley	139 81	6675	48	23.5	114	<b>159</b>	<b>158</b>	431	<b>677</b>	209	285	522	768	10428
147		Sangy Steelman	152 70	5946	39	23.0	<b>201</b>	<b>162</b>	<b>183</b>	546	<b>762</b>	201	273	546	762	9423
145		Eddie Kovacik	bk145 76	0	0					0	0	0		0		0
___		Keith Chasteen	bk98 118	0	0					0	0	0		0		0
<b>6 - Scared Splitless</b>	Avg=609															
139		Vince Carpri	147 74	5739	39	20.5	<b>146</b>	<b>152</b>	<b>141</b>	439	<b>661</b>	200	276	520	745	8700
153		Gerald Burnett	152 70	6424	42	25.0	<b>169</b>	<b>170</b>	<b>137</b>	476	<b>686</b>	210	282	511	742	9418
156		Stevie Robertson	149 72	5837	39	22.0	160	<b>130</b>	142	432	648	229	312	541	790	8660
165		Ross Carpri	161 62	5809	36	24.0				0	0	213	275	528	709	7990
184		Andrew Robertson	176 48	5812	33	16.0	169	<b>189</b>	<b>174</b>	532	676	215	262	586	742	8008
<b>7 - The Bowling Stones - 1</b>	Avg=536															
___		Andrew Brown	108 109	1621	15	13.0	97	<b>150</b>	<b>130</b>	377	<b>719</b>	150	264	377	719	3394
150		Wes Ezzell	153 69	5059	33	22.0				0	0	211	287	549	771	8035
123		David Burnum	bk123 96	1112	8	9.0				0	0	179	275	445	733	2089
150		Jimmy Brown	152 70	7329	48	37.5	108	157	<b>160</b>	425	632	203	275	567	783	10806
167		Buddy Jessup	170 54	6664	39	24.5	<b>172</b>	<b>196</b>	<b>182</b>	550	<b>712</b>	225	275	598	760	8704
174		Michael Giardina	170 54	7693	45	36.0	132	145	167	444	600	236	288	551	704	9970
<b>8 - Spare Me</b>	Avg=475															
___		Parker Knight	127 92	765	6	5.0	102	113	<b>154</b>	369	633	161	242	396	633	1293
125		Jonathan Hand	125 94	4523	36	18.0	117	114	117	348	627	195	289	427	709	9098
___		Evan Knight	96 120	290	3					0	0	107		290		650
___		Mike Vice	127 92	6118	48	25.0	<b>136</b>	126	124	386	662	173	268	443	728	10654
131		Terry Knight	135 85	5685	42	20.0	134	145	118	397	652	204	288	466	718	9843
___		Greg Peterson	119 99	5029	42	25.5				0	0	166	265	448	745	9928
___		Will Gurner	152 70	456	3	1.0				0	0	185		456		666
<b>9 - Conspiracy Theory</b>	Avg=690															
180		Donnie Shunnarah	164 59	3955	24	16.0				0	0	222	247	583	692	5809
151		Melanie Keener	bk151 71	428	3	3.0	<b>146</b>	132	<b>150</b>	428	<b>641</b>	150		428		641
194		Joey Stamba	186 39	6148	33	21.0	166	<b>217</b>	<b>200</b>	583	<b>703</b>	246	278	603	723	7402
195		Kurt Dinga	189 36	9117	48	31.0	137	147	148	432	531	245	281	660	765	10740
215		Mike Dixon	217 11	9143	42	31.0	212	266	204	682	718	286	303	768	819	9785
179		Mike Karam	174 50	3133	18	8.5				0	0	217	262	584	719	3925
204		John Young	206 21	4341	21	17.0				0	0	268	284	696	765	4737

Book	Avg	Name	Avg	HDCP	Pins	Gms	Points Won	-1-	-2-	-3-	Total	HDCP Total	High Game	HDCP Game	High Sers	HDCP Sers	Pins + HDCP
<b>10 - Split Happens</b> Avg=506																	
123		Charlie Lorino	bk123	96	0	0					0	0	0		0		1254
120		Sam Lorino	124	95	5960	48	35.5	138	85	<b>132</b>	355	640	169	260	475	748	10424
127		Paul Lorino	127	92	6135	48	34.0	118	<b>150</b>	130	398	674	174	266	413	689	10530
132		Bobby Lorino	132	88	4766	36	25.5	121	<b>148</b>	109	378	642	172	262	467	737	8600
142		Brian Lorino	144	77	6493	45	37.0	<b>170</b>	147	<b>171</b>	488	<b>725</b>	174	253	488	725	10645
—		Pat Martin	0	0	0	0					0	0	0		0		544
<b>11 - Pocket Pounders - 1</b> Avg=644																	
155		Chris Mitchell	168	55	3031	18	14.0	148	167	144	459	618	216	283	570	726	4084
159		Jacob Brown	153	69	5059	33	23.0				0	0	209	281	580	796	8056
151		Mark Gray	161	62	5317	33	21.5	139	142	144	425	605	217	288	588	801	7273
162		Mike Portera	162	61	2916	18	13.5	<b>219</b>	128	<b>174</b>	521	<b>710</b>	219	282	539	710	4008
190		Frankie Portera	184	41	5707	31	24.0	<b>234</b>	179	146	559	<b>685</b>	258	308	648	798	7387
150		Jeff Brown	161	62	4365	27	20.0				0	0	232	304	580	796	6075
170		Tony Carpri	161	62	4358	27	21.0				0	0	211	265	550	712	6002
<b>12 - BYE</b> Avg=0																	

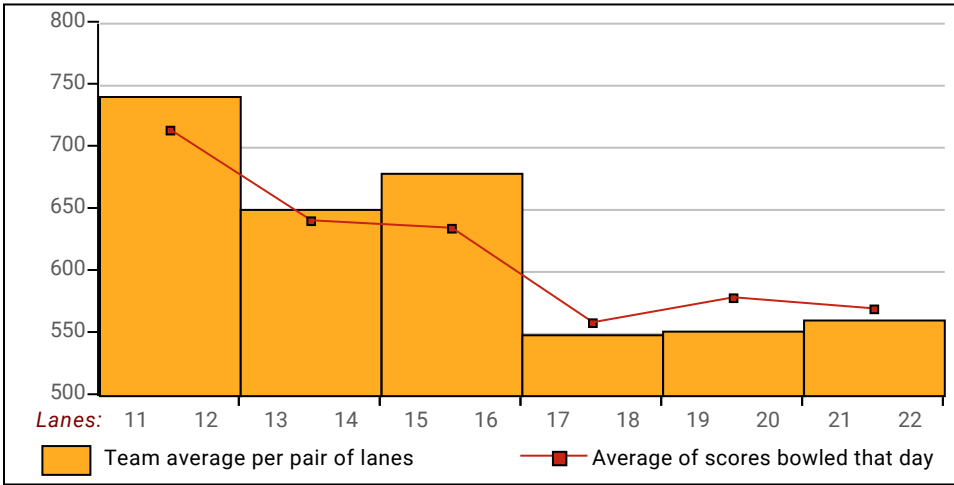
### High match Points: All Members of This League

Name	Points Won	Points Lost	Name	Points Won	Points Lost
Alex Dundon	42.0	22.0	Joey Stamba	21.0	23.0
Keith Nance	41.5	22.5	Tony Carpri	21.0	15.0
Jimmy Brown	37.5	26.5	Vince Carpri	20.5	31.5
Brian Lorino	37.0	23.0	Jeff Brown	20.0	16.0
John Bachofer	36.5	23.5	Terry Knight	20.0	36.0
Michael Giardina	36.0	24.0	Russell Jordan	20.0	20.0
Ryan Nance	36.0	28.0	Jonathan Hand	18.0	30.0
Sam Lorino	35.5	28.5	John Young	17.0	11.0
Chris Jones	35.0	29.0	Josh Triola	17.0	15.0
Brian Robinson	34.0	26.0	Donnie Shunnarah	16.0	16.0
Paul Lorino	34.0	30.0	Andrew Robertson	16.0	28.0
Billy Riley	32.5	15.5	Jason Lee	15.5	8.5
Billy Fisher	31.5	28.5	Chris Mitchell	14.0	10.0
Lauren Douglas	31.5	32.5	Andrew Williams	14.0	6.0
Kurt Dinga	31.0	33.0	Mike Portera	13.5	10.5
Mike Dixon	31.0	25.0	Andrew Brown	13.0	7.0
Pat Boland	26.0	30.0	Joe Williams	11.0	5.0
Autumn Meredith	26.0	34.0	Ryan Knerr	9.0	23.0
Bobby Lorino	25.5	22.5	Kenny Lee	9.0	7.0
Greg Peterson	25.5	30.5	David Burnum	9.0	2.0
Brad Boland	25.0	31.0	Mike Karam	8.5	15.5
Hunter Jones	25.0	35.0	Parker Knight	5.0	3.0
Mike Vice	25.0	39.0	Shelton Boland	5.0	7.0
Gerald Burnett	25.0	31.0	Ben Watson	4.0	4.0
Buddy Jessup	24.5	27.5	Amanda Green	4.0	
Frankie Portera	24.0	18.0	Melanie Keener	3.0	1.0
Chris Vernon	24.0	20.0	Will Gurner	1.0	3.0
Ross Carpri	24.0	24.0	Bryant Hornsby		
Jim Oswald	24.0	28.0	Keith Chasteen		
Bill Riley	23.5	40.5	Umang Patel		
Jacob Brown	23.0	21.0	Eddie Kovacic		
Sangy Steelman	23.0	29.0	Travis Diggs		
Chad Eron	23.0	21.0	Charlie Lorino		
Wes Ezzell	22.0	22.0	Pat Martin		
Stevie Robertson	22.0	30.0	Evan Knight		4.0
Mark Gray	21.5	22.5			

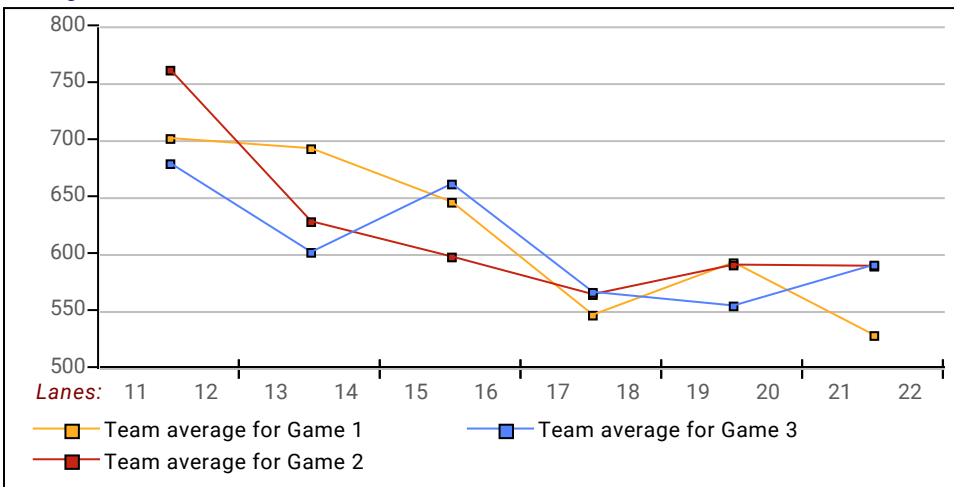
League Average Week-by-Week



**Team Average vs Avg of Scores**



**Average of Scores for Each Game**



**Amount Over/Under Team Average**

