

Wednesday 7:15 pm

Vestavia Bowl

Lanes 11 - 22

6:00PM START: SEPTEMBER, NOVEMBER, JANUARY, MARCH
 8:30PM START: OCTOBER, DECEMBER, FEBRUARY, APRIL

Lane Assignments

	11-12	13-14	15-16	17-18	19-20	21-22	23-24	25-26	27-28	29-30	31-32	33-34
Wk06 10/07	-10-	-6-	-11-	-1-	-3-	-8-	-9-	-5-	-7-	-4-	-2-	-12-
Wk07 10/14	-5-	-7-	-3-	-11-	-2-	-10-	-1-	-9-	-6-	-8-	-4-	-12-

Team Standings

Place	#	Team Name	Points Won	Points Lost	Year-To-Date WON	Scratch Pins	Pins + HDCP	High Sers	HDCP Sers	High Game	HDCP Game
1	5	Ballbarians	90½	34½	90½	8804	13499	1859	2837	658	982
2	2	Ten Pin Wizards	86	39	86	11568	13818	2391	2866	860	1020
3	11	Pocket Pounders	84½	40½	84½	10178	13730	2137	2854	755	994
4	10	Split Happens	82	43	82	7739	13019	1611	2625	547	903
5	7	The Bowling Stones	78	47	78	9440	13364	1966	2818	725	1009
6	3	The Pindemic	73	52	73	11241	13557	2330	2792	846	1001
7	8	Spare Me	57	68	57	7540	13219	1675	2854	593	986
8	9	Conspiracy Theory	53	72	53	11276	13202	2338	2701	853	974
9	1	Tomorrow's Hangover	47	78	47	8583	12990	1822	2746	645	953
10	6	Scared Splitless	31½	93½	31½	9317	13148	1965	2712	680	929
11	4	Straight Hookin'	27	98	27	8397	12819	1738	2626	628	929
12	12	BYE	0	0	0	0	0	0	0	0	0

Review of Last Week's Bowling.....

Lanes	Team Name	HDCP -1-	HDCP -2-	HDCP -3-	HDCP Total	Last Wk WON	Team Name	HDCP -1-	HDCP -2-	HDCP -3-	HDCP Total	Last Wk WON
11-12	Pocket Pounders	911	904	891	2706	14	<---> Spare Me	920	856	882	2658	11
13-14	Conspiracy Theory	960	885	855	2700	17	<---> The Bowling Stones	897	874	874	2645	8
15-16	Tomorrow's Hangover	868	821	830	2519	8	<---> Ballbarians	866	933	888	2687	17
17-18	Scared Splitless	887	905	875	2667	10	<---> The Pindemic	877	869	1001	2747	15
19-20	Ten Pin Wizards	837	978	883	2698	18	<---> Straight Hookin'	929	831	866	2626	7
21-22	Split Happens	866	869	882	2617	13	<---> BYE	929	831	866	2626	0

Last Week's Top Scores

Scratch Game	846	The Pindemic	817	Ten Pin Wizards	813	Conspiracy Theory
Scratch Series	672	Pocket Pounders	647	The Bowling Stones	628	Straight Hookin'
Handicap Game	2282	The Pindemic	2259	Conspiracy Theory	2215	Ten Pin Wizards
Handicap Series	1989	Pocket Pounders	1895	The Bowling Stones	1833	Scared Splitless
	1001	The Pindemic	978	Ten Pin Wizards	960	Conspiracy Theory
	933	Ballbarians	929	Straight Hookin'	920	Spare Me
	2747	The Pindemic	2706	Pocket Pounders	2700	Conspiracy Theory
	2698	Ten Pin Wizards	2687	Ballbarians	2667	Scared Splitless
Scratch Game	248	Lauren Douglas	237	Ryan Nance	229	Chris Jones
Scratch Series	223	John Young	223	Autumn Meredith	214	Chris Mitchell
	662	Lauren Douglas	627	John Young	619	Ryan Nance
Handicap Game	603	Joey Stamba	578	Chris Jones	570	Chris Mitchell
	284	Lauren Douglas	281	Brad Boland	281	Chris Jones
	276	Vince Carpri	269	Autumn Meredith	265	Tony Carpri
Handicap Series	770	Lauren Douglas	768	Bill Riley	743	Bill Riley
	734	Chris Jones	721	Jimmy Brown	720	Vince Carpri
						Joey Stamba

Season High Scores

Team Scratch Game		Team Scratch Series		Team Handicap Game		Team Handicap Series	
860	Ten Pin Wizards	2391	Ten Pin Wizards	1020	Ten Pin Wizards	2866	Ten Pin Wizards
853	Conspiracy Theory	2338	Conspiracy Theory	1009	The Bowling Stones	2854	Spare Me
846	The Pindemic	2330	The Pindemic	1001	The Pindemic	2854	Pocket Pounders
755	Pocket Pounders	2137	Pocket Pounders	994	Pocket Pounders	2837	Ballbarians
725	The Bowling Stones	1966	The Bowling Stones	986	Spare Me	2818	The Bowling Stone
680	Scared Splitless	1965	Scared Splitless	982	Ballbarians	2792	The Pindemic
658	Ballbarians	1859	Ballbarians	974	Conspiracy Theory	2746	Tomorrow's Hango
645	Tomorrow's Hangover	1822	Tomorrow's Hangover	953	Tomorrow's Hangover	2712	Scared Splitless
Scratch Game		Scratch Series		Handicap Game		Handicap Series	
279	Ryan Nance	740	Ryan Nance	308	Frankie Portera	801	Mark Gray
277	Alex Dundon	662	Lauren Douglas	307	Alex Dundon	798	Frankie Portera
258	Frankie Portera	658	Alex Dundon	304	Jeff Brown	796	Jeff Brown
257	Lauren Douglas	648	Frankie Portera	297	Autumn Meredith	780	Autumn Meredith
254	Keith Nance	634	Mike Dixon	289	Jonathan Hand	770	Lauren Douglas
246	Joey Stamba	627	John Young	288	Mark Gray	768	Bill Riley
244	Mike Dixon	618	Autumn Meredith	284	Lauren Douglas	755	Buddy Jessup
243	Autumn Meredith	615	Keith Nance	282	Billy Riley	748	Alex Dundon

Most Improved Average

155	to	190.00	=	+35.00	Chris Mitchell	150	to	176.56	=	+26.56	Jeff Brown
149	to	171.33	=	+22.33	Russell Jordan	151	to	172.83	=	+21.83	Mark Gray
162	to	179.67	=	+17.67	Mike Portera						

Most Un-Improved Averages

164	to	147.33	=	-16.67	Hunter Jones	151	to	134.78	=	-16.22	Chad Eron
215	to	199.92	=	-15.08	Mike Dixon	156	to	141.33	=	-14.67	Stevie Robertson
166	to	152.13	=	-13.87	Jim Oswald						

Individual High Averages

221.87	Ryan Nance	199.92	Mike Dixon	197.80	Alex Dundon	195.73	Lauren Douglas	190.25	Joey Stamba
190.13	Keith Nance	189.47	Kurt Dinga	184.92	Frankie Portera	179.27	Autumn Meredith	178.33	John Bachofer

High Individual Match Points

17	Brian Lorino	14	Michael Giardina	14	Ryan Nance	14	Chris Jones	13	Mark Gray
----	--------------	----	------------------	----	------------	----	-------------	----	-----------

Team Rosters

ID #	Name	Avg HDCP		Pins Gms		Points				HDCP Total	High Game	HDCP Game	High Sers	HDCP Sers	Pins + HDCP	
						Won	-1-	-2-	-3-							Total
1 - Tomorrow's Hangover																
100	Brian Robinson	151	71	1817	12	7.0	124	133	123	380	569	198	275	515	746	2699
125	Joe Williams	bk144	77	479	3	3.0				0	0	166		479		710
116	Andrew Williams	bk129	90	393	3	1.0				0	0	145		393		663
101	Ryan Knerr	128	91	1160	9	5.0				0	0	163	248	425	680	2555
131	Jason Lee	bk147	74	441	3		160	160	121	441	663	160		441		663
102	Chad Eron	134	86	1213	9	6.0	156	114	146	416	629	156	227	427	640	2488
99	Jim Oswald	152	70	2282	15	8.0	150	136	162	448	658	173	232	486	663	3212
2 - Ten Pin Wizards																
89	John Bachofer	178	46	2675	15	13.0	177	183	195	555	699	223	272	577	724	3392
135	Russell Jordan	bk147	74	1028	6	6.0	143	187	157	487	709	211	261	541	709	1472
145	Keith Nance	190	36	2852	15	11.0	156	210	188	554	659	254	250	615	712	3293
130	Ryan Nance	221	8	3328	15	14.0	200	237	182	619	631	279	273	740	744	3562
108	Kenny Lee	bk188	37	1176	6	4.0				0	0	214	251	601	686	1398
155	Ben Watson	bk158	64	509	3	4.0				0	0	193		509		701

ID #	Name	Avg HDCP		Pins Gms		Points				Total	HDCP Total	High Game	HDCP Game	High Sers	HDCP Sers	Pins + HDCP
						Won	-1-	-2-	-3-							
3 - The Pindemic																
154	Autumn Meredith	179	45	2689	15	8.0	170	157	223	550	688	243	297	618	780	3376
153	Lauren Douglas	195	31	2936	15	13.0	248	188	226	662	770	257	284	662	770	3350
136	Chris Jones	176	48	2649	15	14.0	172	177	229	578	734	229	281	578	734	3483
118	Alex Dundon	197	29	2967	15	13.0	132	192	168	492	555	277	307	658	748	3348
50	Bryant Hornsby	bk183	42	0	0					0	0	0		0		0
69	Umang Patel	bk163	60	0	0					0	0	0		0		0
159	Amanda Green	bk181	44	0	0					0	0	0		0		0
4 - Straight Hookin'																
14	Billy Fisher	141	80	2127	15	10.0	119	133	173	425	665	178	254	450	693	3294
156	Shelton Boland	101	116	303	3					0	0	118		303		651
15	Brad Boland	138	82	1247	9	1.0	210	117	145	472	685	210	281	472	685	2522
18	Hunter Jones	147	74	1768	12	3.0	120	137	116	373	574	197	239	495	672	3139
13	Pat Boland	140	81	1686	12	4.0	179	143	131	453	702	179	262	453	702	3213
5 - Ballbarians																
122	Billy Riley	142	79	1707	12	13.0	138	159	139	436	676	188	282	464	746	2793
55	Bill Riley	145	76	2184	15	10.5	183	168	171	522	768	183	265	522	768	3441
38	Chris Vernon	159	63	1916	12	10.0				0	0	209	279	538	712	2717
58	Sangy Steelman	bk147	74	843	6	4.0	131	178	117	426	648	178	252	426	648	1920
157	Josh Triola	145	76	1743	12	10.0	107	121	154	382	595	173	249	490	718	2628
84	Eddie Kovacik	bk145	76	0	0					0	0	0		0		0
57	Keith Chasteen	bk98	118	0	0					0	0	0		0		0
6 - Scared Splitless																
123	Stevie Robertson	141	80	1272	9	4.0	164	97	173	434	632	198	264	494	692	1866
87	Vince Carpri	148	73	1777	12	3.5	155	196	152	503	743	196	276	503	743	2746
104	Gerald Burnett	147	74	2208	15	3.0	138	146	136	420	636	179	253	505	742	3282
43	Ross Carpri	162	61	1944	12	11.0	152	188	136	476	656	192	248	528	656	2646
114	Andrew Robertson	177	47	1594	9	2.0				0	0	215	242	568	691	2608
7 - The Bowling Stones																
105	Wes Ezzell	bk150	72	861	6	4.0	168	134	135	437	653	168	240	437	653	1929
124	David Burnum	bk123	96	667	5	6.0				0	0	158	231	372	429	1356
106	Jimmy Brown	145	76	2181	15	12.0	165	147	169	481	721	188	270	481	721	3315
91	Buddy Jessup	170	54	2564	15	9.0	128	171	155	454	601	213	269	590	755	3380
92	Michael Giardina	175	49	2634	15	14.0	186	172	165	523	670	201	252	551	704	3384
8 - Spare Me																
128	Jonathan Hand	127	92	1149	9	7.0	103	119	119	341	623	195	289	427	709	3249
86	Terry Knight	139	81	1678	12	11.0	159	146	131	436	682	159	241	436	690	2725
144	Greg Peterson	115	103	1732	15	13.0	145	96	106	347	656	153	262	418	745	3316
85	Mike Vice	122	97	1835	15	10.0	135	117	148	400	697	173	267	407	710	3263
158	Will Gurner	152	70	456	3	1.0				0	0	185		456		666
9 - Conspiracy Theory																
34	Donnie Shunnarah	170	54	2048	12	7.0	180	149	138	467	614	222	247	583	692	3245
20	Joey Stamba	190	36	2283	12	6.0	209	193	201	603	720	246	278	603	720	2688
17	Kurt Dinga	189	36	2842	15	9.0	201	185	176	562	670	214	247	603	670	3334
152	Mike Dixon	199	27	2399	12	6.0				0	0	244	273	634	712	2603
147	John Young	bk204	23	1194	6	6.0	223	211	193	627	696	223	246	627	696	1332
10 - Split Happens																
134	Charlie Lorino	bk123	96	0	0					0	0	0		0		1254
140	Sam Lorino	125	94	1886	15	13.0	120	138	112	370	649	161	242	425	669	3338
121	Paul Lorino	127	92	1914	15	9.0	149	93	148	390	666	149	241	398	674	3294
132	Brian Lorino	140	81	2105	15	17.0	124	145	133	402	642	174	253	449	686	3287
146	Pat Martin	0	0	0	0					0	0	0		0		544
133	Bobby Lorino	bk132	88	774	6	5.0	120	140	136	396	660	144	228	396	660	1302

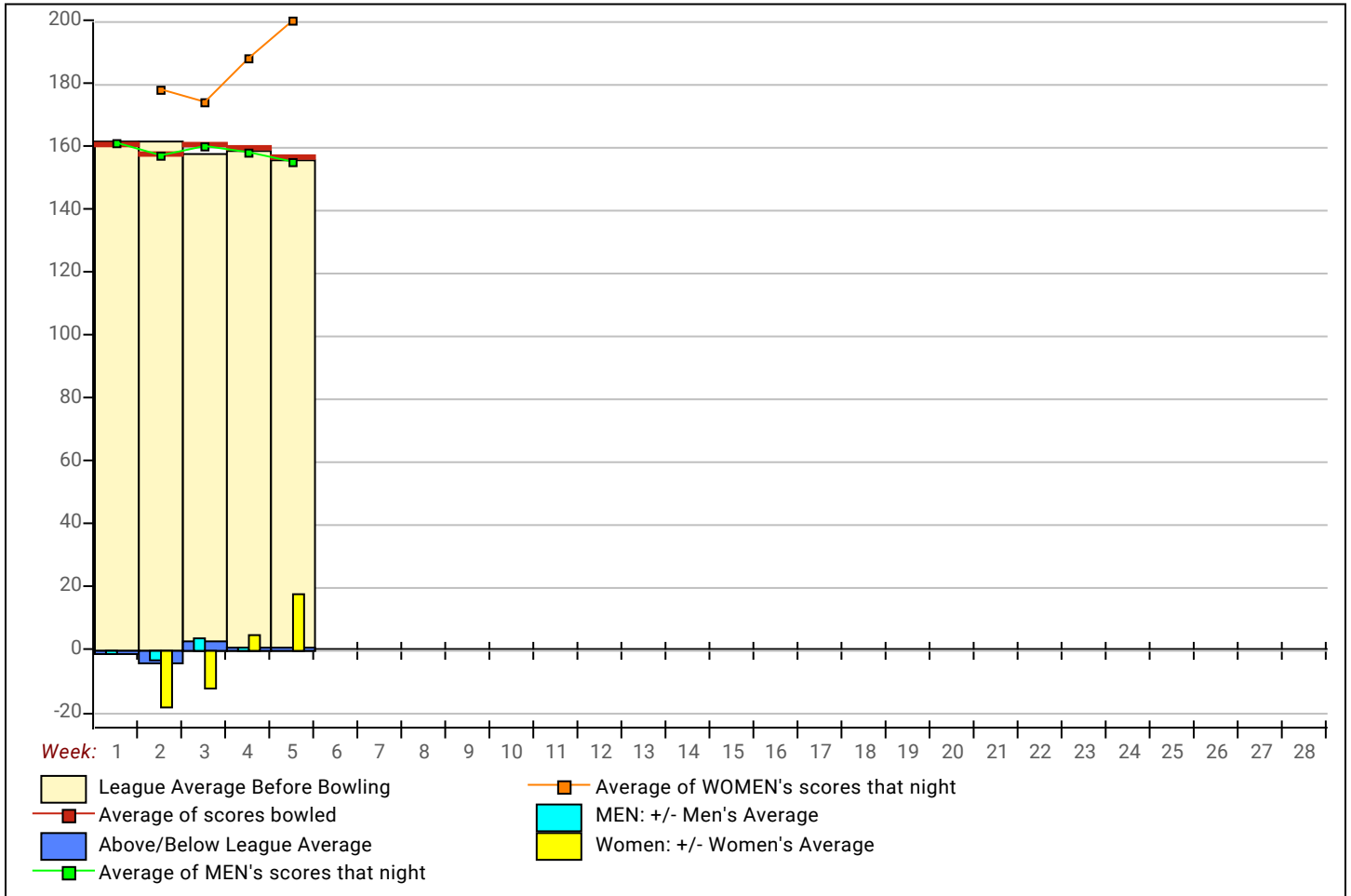
ID #	Name	Avg HDCP		Pins Gms		Points				Total	HDCP Total	High Game	HDCP Game	High Sers	HDCP Sers	Pins + HDCP
						Won	-1-	-2-	-3-							
11 - Pocket Pounders																
27	Mark Gray	172	52	2074	12	13.0	159	152	149	460	595	217	288	588	801	2848
36	Chris Mitchell	bk155	67	570	3	4.0	181	175	214	570	771	214		570		771
26	Tony Carpri	159	63	1438	9	5.0	192	211	147	550	712	211	265	550	712	1924
21	Jacob Brown	145	76	1749	12	6.0	140	127	142	409	628	197	220	474	646	2535
22	Jeff Brown	176	48	1589	9	10.0				0	0	232	304	580	796	2237
25	Frankie Portera	184	41	2219	12	10.0				0	0	258	308	648	798	2693
66	Mike Portera	bk162	61	539	3	1.5				0	0	191		539		722

12 - BYE

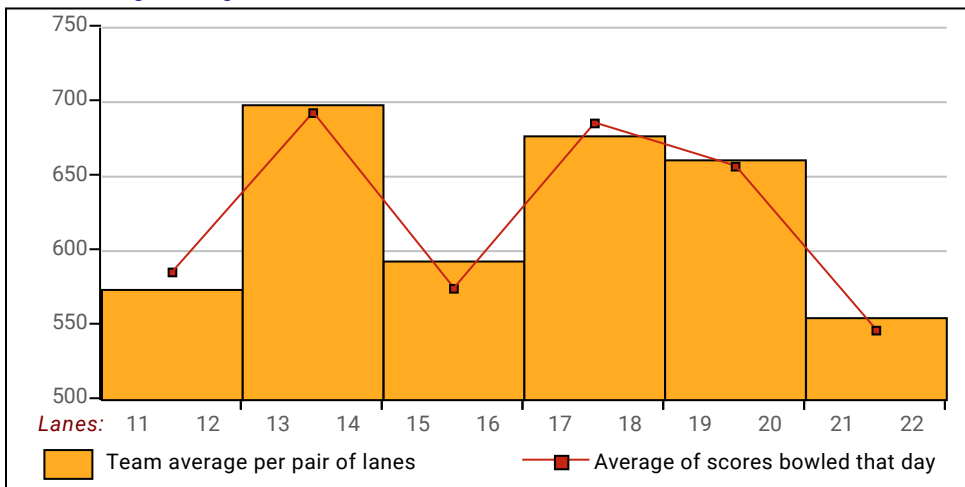
High match Points: All Members of This League

Name	Points		Name	Points	
	Won	Lost		Won	Lost
Brian Lorino	17.0	3.0	David Burnum	6.0	1.0
Michael Giardina	14.0	6.0	Russell Jordan	6.0	2.0
Ryan Nance	14.0	6.0	John Young	6.0	2.0
Chris Jones	14.0	6.0	Mike Dixon	6.0	10.0
Mark Gray	13.0	3.0	Tony Carpri	5.0	7.0
John Bachofer	13.0	7.0	Ryan Knerr	5.0	7.0
Alex Dundon	13.0	7.0	Bobby Lorino	5.0	3.0
Billy Riley	13.0	3.0	Pat Boland	4.0	12.0
Sam Lorino	13.0	7.0	Chris Mitchell	4.0	
Greg Peterson	13.0	7.0	Sangy Steelman	4.0	4.0
Lauren Douglas	13.0	7.0	Wes Ezzell	4.0	4.0
Jimmy Brown	12.0	8.0	Kenny Lee	4.0	4.0
Ross Carpri	11.0	5.0	Stevie Robertson	4.0	8.0
Terry Knight	11.0	5.0	Ben Watson	4.0	
Keith Nance	11.0	9.0	Vince Carpri	3.5	12.5
Bill Riley	10.5	9.5	Hunter Jones	3.0	13.0
Billy Fisher	10.0	10.0	Gerald Burnett	3.0	17.0
Jeff Brown	10.0	2.0	Joe Williams	3.0	1.0
Frankie Portera	10.0	6.0	Andrew Robertson	2.0	10.0
Chris Vernon	10.0	6.0	Mike Portera	1.5	2.5
Mike Vice	10.0	10.0	Brad Boland	1.0	11.0
Josh Triola	10.0	6.0	Andrew Williams	1.0	3.0
Kurt Dinga	9.0	11.0	Will Gurner	1.0	3.0
Buddy Jessup	9.0	11.0	Bryant Hornsby		
Paul Lorino	9.0	11.0	Keith Chasteen		
Jim Oswald	8.0	12.0	Umang Patel		
Autumn Meredith	8.0	12.0	Eddie Kovacik		
Donnie Shunnarah	7.0	9.0	Travis Diggs		
Brian Robinson	7.0	9.0	Jason Lee		4.0
Jonathan Hand	7.0	5.0	Charlie Lorino		
Joey Stamba	6.0	10.0	Pat Martin		
Jacob Brown	6.0	10.0	Shelton Boland		4.0
Chad Eron	6.0	6.0	Amanda Green		

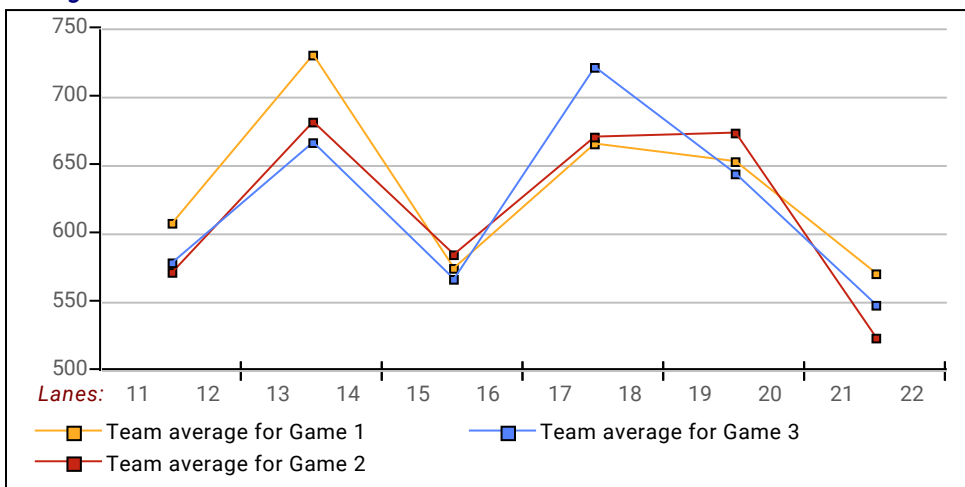
League Average Week-by-Week



Team Average vs Avg of Scores



Average of Scores for Each Game



Amount Over/Under Team Average

