

DECEMBER 2, 2020  
BOTH LEAGUES WILL BE BOWLING AT 7PM

### Lane Assignments

	11-12	13-14	15-16	17-18	19-20	21-22	23-24	25-26	27-28	29-30	31-32	33-34
Wk12 11/18	- 6-	- 5-	- 2-	- 1-	- 9-	-10-	- 4-	- 3-	- 8-	- 7-	-11-	-12-
Wk13 12/02	- 7-	- 1-	- 5-	- 4-	-10-	- 8-	- 2-	- 6-	-11-	- 9-	- 3-	-12-

### Team Standings

Place	#	Team Name	Points Won	Points Lost	Scratch Pins	Pins + HDCP	High Sers	HDCP Sers	High Game	HDCP Game	Team Avg
1	11	Pocket Pounders	176	99	21698	29534	2137	2854	783	1010	646
2	7	The Bowling Stones	161	114	20870	29483	2115	2868	731	1009	516
3	10	Split Happens	156½	118½	17357	28895	1744	2809	610	964	380
4	9	Conspiracy Theory	156	119	25888	30088	2700	3042	941	1055	751
5	2	Ten Pin Wizards	155	120	24924	29700	2426	2918	867	1031	722
6	3	The Pindemic	155	120	24457	29659	2346	2853	846	1003	693
7	5	Ballbarians	148½	126½	19296	29295	1859	2837	699	995	585
8	1	Tomorrow's Hangover	139	136	19719	29457	1974	2871	722	1028	597
9	6	Scared Splitless	105½	169½	20682	29331	2047	2833	727	989	609
10	8	Spare Me	104½	170½	16877	29201	1675	2854	659	1028	511
11	4	Straight Hookin'	92	183	18658	28777	1839	2799	651	965	527
12	12	BYE	0	0	0	0	0	0	0	0	0

### Review of Last Week's Bowling.....

Lanes	Team Name	HDCP -1-	HDCP -2-	HDCP -3-	HDCP Total	Last Wk WON	Team Name	HDCP -1-	HDCP -2-	HDCP -3-	HDCP Total	Last Wk WON
11-12	Spare Me	831	847	942	2620	4	<---> Straight Hookin'	918	949	932	2799	21
13-14	The Bowling Stones	816	860	815	2491	1	<---> The Pindemic	865	1003	985	2853	24
15-16	Scared Splitless	893	916	894	2703	12	<---> Conspiracy Theory	877	973	886	2736	13
17-18	Pocket Pounders	890	876	865	2631	19	<---> Split Happens	844	830	834	2508	6
19-20	Ten Pin Wizards	823	850	894	2567	8	<---> Ballbarians	877	908	839	2624	17
21-22	Tomorrow's Hangover	878	868	888	2634	15	<---> BYE	877	908	839	2624	0

### Last Week's Top Scores

Scratch Game	847	Conspiracy Theory	834	The Pindemic	769	Ten Pin Wizards
	649	Pocket Pounders	647	Scared Splitless	629	Straight Hookin'
Scratch Series	2358	Conspiracy Theory	2346	The Pindemic	2192	Ten Pin Wizards
	1908	Pocket Pounders	1896	Scared Splitless	1839	Straight Hookin'
Handicap Game	1003	The Pindemic	973	Conspiracy Theory	949	Straight Hookin'
	942	Spare Me	916	Scared Splitless	908	Ballbarians
Handicap Series	2853	The Pindemic	2799	Straight Hookin'	2736	Conspiracy Theory
	2703	Scared Splitless	2634	Tomorrow's Hangover	2631	Pocket Pounders
Scratch Game	277	Alex Dundon	268	Mike Dixon	228	Kenny Lee
	218	Joey Stamba	216	Lauren Douglas	214	Billy Fisher
Scratch Series	707	Mike Dixon	647	Alex Dundon	603	Lauren Douglas
	584	Kenny Lee	573	Kurt Dinga	568	Keith Nance
Handicap Game	304	Alex Dundon	292	Billy Fisher	278	Mike Dixon
	276	Jacob Brown	275	Vince Carpri	274	Chris Jones
Handicap Series	774	Jacob Brown	751	Chris Jones	745	Vince Carpri
	738	Billy Fisher	737	Mike Dixon	728	Alex Dundon

**Season High Scores**

Team Scratch Game		Team Scratch Series		Team Handicap Game		Team Handicap Series	
941	Conspiracy Theory	2700	Conspiracy Theory	1055	Conspiracy Theory	3042	Conspiracy Theory
867	Ten Pin Wizards	2426	Ten Pin Wizards	1031	Ten Pin Wizards	2918	Ten Pin Wizards
846	The Pindemic	2346	The Pindemic	1028	Tomorrow's Hangover	2871	Tomorrow's Hango
783	Pocket Pounders	2137	Pocket Pounders	1028	Spare Me	2868	The Bowling Stone
731	The Bowling Stones	2115	The Bowling Stones	1010	Pocket Pounders	2854	Spare Me
727	Scared Splitless	2047	Scared Splitless	1009	The Bowling Stones	2854	Pocket Pounders
722	Tomorrow's Hangover	1974	Tomorrow's Hangover	1003	The Pindemic	2853	The Pindemic
699	Ballbarians	1859	Ballbarians	995	Ballbarians	2837	Ballbarians
Scratch Game		Scratch Series		Handicap Game		Handicap Series	
286	Mike Dixon	768	Mike Dixon	312	Stevie Robertson	819	Mike Dixon
279	Ryan Nance	740	Ryan Nance	308	Frankie Portera	801	Mark Gray
277	Alex Dundon	696	John Young	307	Alex Dundon	798	Frankie Portera
268	John Young	662	Lauren Douglas	305	Jim Oswald	796	Jeff Brown
258	Frankie Portera	658	Alex Dundon	304	Jeff Brown	790	Stevie Robertson
257	Lauren Douglas	657	Kurt Dinga	303	Mike Dixon	783	Jimmy Brown
255	Keith Nance	648	Frankie Portera	297	Autumn Meredith	781	Jim Oswald
246	Joey Stamba	647	Keith Nance	296	Chad Eron	780	Autumn Meredith

**Most Improved Average**

155	to	173.25	=	+18.25	Chris Mitchell	123	to	139.00	=	+16.00	David Burnum
151	to	165.21	=	+14.21	Mark Gray	144	to	157.83	=	+13.83	Joe Williams
125	to	137.90	=	+12.90	Billy Riley						

**Most Un-Improved Averages**

164	to	146.50	=	-17.50	Hunter Jones	151	to	135.78	=	-15.22	Brad Boland
180	to	166.29	=	-13.71	Donnie Shunnarah	170	to	157.94	=	-12.06	Tony Carpri
222	to	210.45	=	-11.55	Ryan Nance						

**Individual High Averages**

220.03	Mike Dixon	215.33	John Young	210.45	Ryan Nance	201.88	Alex Dundon	194.36	Kurt Dinga
193.61	Keith Nance	193.58	Kenny Lee	191.55	Lauren Douglas	187.76	Frankie Portera	184.67	Autumn Meredith

**High Individual Match Points**

30	Sam Lorino	29	Alex Dundon	28	Brian Lorino	27.5	John Bachofer	27	Michael Giardina
----	------------	----	-------------	----	--------------	------	---------------	----	------------------

**Team Rosters**

Book	Avg	Name	Avg	HDCP	Pins	Gms	Points	Won	-1-	-2-	-3-	Total	HDCP	High	HDCP	High	HDCP	High	HDCP	Pins +
													Total	Game	Game	Sers	Sers	Sers		HDCP
<b>1 - Tomorrow's Hangover</b>			Avg=597																	
144		Brian Robinson	151	71	4536	30	22.0	104	141	131	376	580	198	275	533	746	6663			
147		Jason Lee	156	66	1879	12	10.0	177	145	151	473	671	187	261	523	745	2743			
144		Joe Williams	bk144	77	947	6	7.0	174	140	154	468	699	174	251	479	699	1409			
151		Chad Eron	146	75	3073	21	16.0				0	0	212	296	492	744	5332			
135		Ryan Knerr	125	94	1885	15	7.0				0	0	177	268	425	680	3823			
129		Andrew Williams	139	81	1254	9	9.0				0	0	176	266	465	735	2064			
166		Jim Oswald	162	61	5347	33	19.0	150	169	179	498	684	235	305	571	781	7423			
<b>2 - Ten Pin Wizards</b>			Avg=722																	
149		Russell Jordan	156	66	2342	15	9.0				0	0	211	276	541	716	3356			
188		Kenny Lee	193	33	2323	12	9.0	187	169	228	584	683	228	261	601	686	2755			
202		Keith Nance	193	33	6389	33	26.5	164	209	195	568	664	255	289	647	749	7421			
175		John Bachofer	180	45	5404	30	27.5	a170	a170	a170	510	645	229	275	622	760	7417			
222		Ryan Nance	210	18	6945	33	21.0	177	177	176	530	575	279	273	740	744	7356			
158		Ben Watson	bk158	64	1011	6	4.0				0	0	193	251	509	694	1395			

Book					Points					HDCP	High	HDCP	High	HDCP	Pins +	
Avg	Name	Avg	HDCP	Pins	Gms	Won	-1-	-2-	-3-	Total	Total	Game	Game	Sers	Sers	HDCP
<b>3 - The Pandemic</b> Avg=693																
166	Chris Jones	163	60	5403	33	20.0	<b>166</b>	<b>187</b>	<b>212</b>	565	<b>751</b>	229	281	578	751	7239
182	Autumn Meredith	184	41	5540	30	18.0				0	0	243	297	636	780	6878
183	Bryant Hornsby	bk183	42	0	0					0	0	0		0		0
163	Umang Patel	bk163	60	0	0					0	0	0		0		0
181	Amanda Green	bk181	44	531	3	4.0	<b>160</b>	<b>189</b>	<b>182</b>	531	<b>663</b>	189		531		663
203	Lauren Douglas	191	35	6321	33	26.0	<b>206</b>	<b>181</b>	<b>216</b>	603	<b>711</b>	257	284	662	770	7332
196	Alex Dundon	201	26	6662	33	29.0	164	<b>277</b>	<b>206</b>	647	<b>728</b>	277	307	658	748	7547
<b>4 - Straight Hookin'</b> Avg=527																
145	Billy Fisher	145	76	4804	33	22.0	<b>146</b>	<b>214</b>	144	504	<b>738</b>	214	292	504	738	7378
—	Shelton Boland	101	116	303	3					0	0	118		303		651
151	Brad Boland	135	85	3666	27	11.0	<b>146</b>	<b>142</b>	<b>148</b>	436	<b>694</b>	210	281	472	694	6450
164	Hunter Jones	146	75	4395	30	12.0	<b>143</b>	<b>137</b>	152	432	<b>657</b>	217	288	510	732	7077
150	Pat Boland	140	81	4224	30	15.0	<b>163</b>	<b>136</b>	<b>168</b>	467	<b>710</b>	179	262	467	710	7221
<b>5 - Ballbarians</b> Avg=585																
125	Billy Riley	137	83	4137	30	25.5	<b>184</b>	<b>152</b>	128	464	<b>716</b>	188	282	464	746	6696
134	Bill Riley	145	76	4810	33	16.5	108	131	96	335	551	209	285	522	768	7363
—	Chris Vernon	152	70	4124	27	20.5	a142	a142	a142	426	636	209	279	538	712	6569
147	Sangy Steelman	151	71	3645	24	14.0	<b>145</b>	<b>185</b>	<b>175</b>	505	<b>721</b>	187	261	505	721	6039
—	Josh Triola	145	76	1743	12	10.0				0	0	173	249	490	718	2628
145	Eddie Kovacik	bk145	76	0	0					0	0	0		0		0
—	Keith Chasteen	bk98	118	0	0					0	0	0		0		0
<b>6 - Scared Splitless</b> Avg=609																
139	Vince Carpri	149	72	4038	27	13.5	<b>147</b>	<b>200</b>	173	520	<b>745</b>	200	276	520	745	6117
153	Gerald Burnett	150	72	4511	30	15.0	<b>133</b>	115	<b>153</b>	401	611	208	278	511	742	6650
165	Ross Carpri	160	63	3863	24	17.0				0	0	212	275	528	709	5309
156	Stevie Robertson	150	72	3600	24	14.0	164	<b>190</b>	140	494	<b>716</b>	229	312	541	790	5358
184	Andrew Robertson	172	52	4148	24	9.0	<b>180</b>	142	159	481	631	215	262	568	717	5897
<b>7 - The Bowling Stones</b> Avg=516																
150	Wes Ezzell	150	72	3158	21	12.0	147	160	153	460	676	211	287	543	771	5306
—	Andrew Brown	92	124	276	3	3.0				0	0	102		276		648
123	David Burnum	bk123	96	1112	8	9.0				0	0	179	275	445	733	2089
150	Jimmy Brown	151	71	5012	33	25.5	115	149	144	408	615	203	275	567	783	7448
167	Buddy Jessup	169	54	5607	33	18.5	117	155	128	400	553	225	275	598	760	7323
174	Michael Giardina	172	52	5172	30	27.0	<b>194</b>	153	147	494	<b>647</b>	209	258	551	704	6669
<b>8 - Spare Me</b> Avg=511																
125	Jonathan Hand	128	91	3473	27	17.0	98	178	<b>136</b>	412	688	195	289	427	709	7223
131	Terry Knight	137	83	4132	30	17.0	134	118	143	395	641	204	288	466	718	6655
—	Greg Peterson	122	97	4026	33	23.5	118	80	<b>166</b>	364	655	166	265	448	745	7422
—	Mike Vice	124	95	4100	33	16.0	115	105	131	351	636	173	267	411	710	7235
—	Will Gurner	152	70	456	3	1.0				0	0	185		456		666
<b>9 - Conspiracy Theory</b> Avg=751																
180	Donnie Shunnarah	166	57	3492	21	15.0				0	0	222	247	583	692	5175
204	John Young	215	13	3876	18	17.0				0	0	268	284	696	765	4233
179	Mike Karam	186	39	1675	9	5.0	165	190	<b>207</b>	562	697	217	262	584	719	2080
194	Joey Stamba	184	41	3320	18	8.0	160	<b>218</b>	138	516	<b>633</b>	246	278	603	720	3950
195	Kurt Dinga	194	32	6414	33	24.0	<b>212</b>	171	<b>190</b>	573	669	245	281	657	765	7533
215	Mike Dixon	220	9	6601	30	27.0	214	<b>268</b>	<b>225</b>	707	<b>737</b>	286	303	768	819	7117

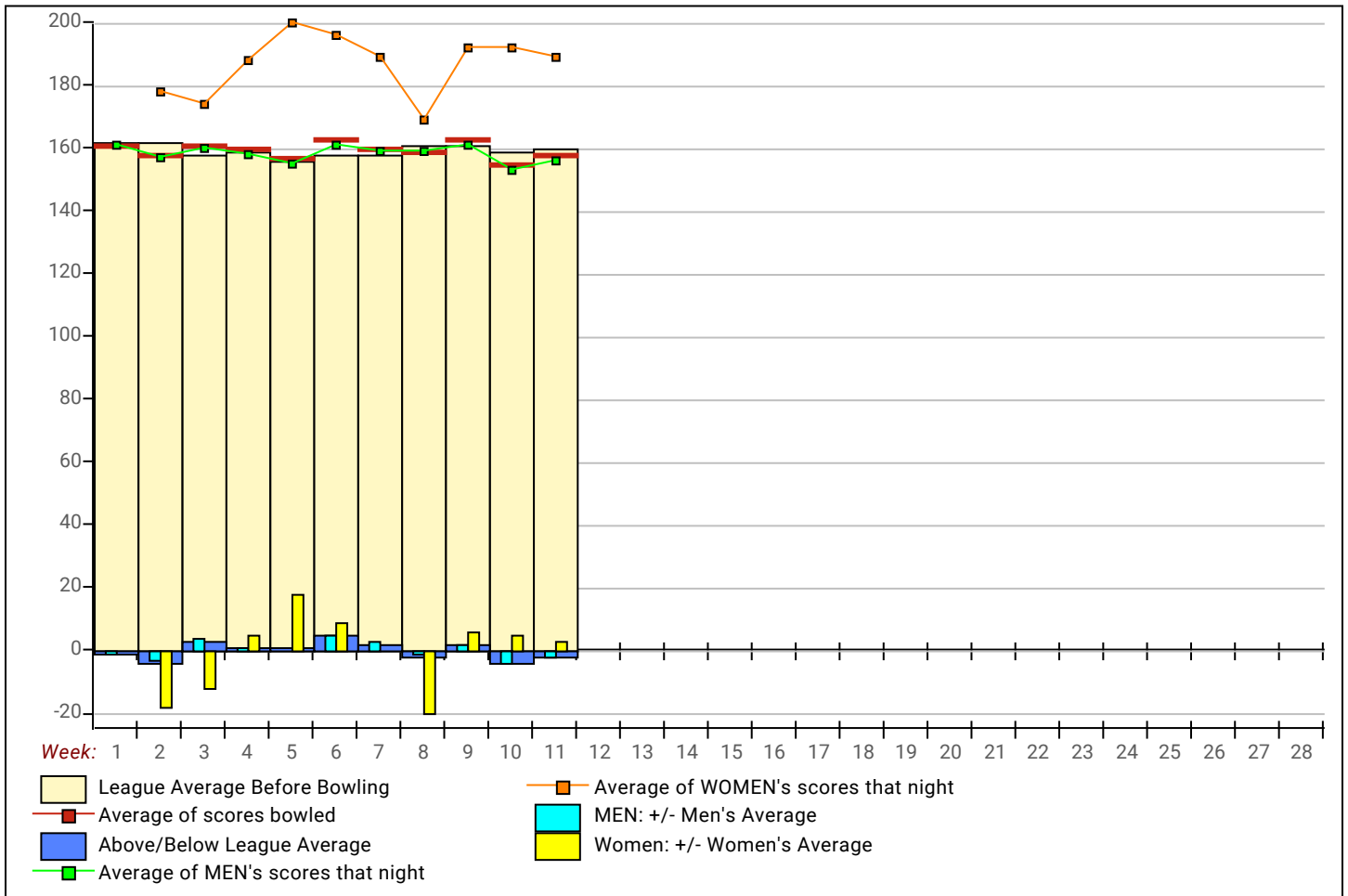
Book					Points				HDCP	High	HDCP	High	HDCP	Pins +		
Avg	Name	Avg	HDCP	Pins	Gms	Won	-1-	-2-	-3-	Total	Total	Game	Game	Sers	Sers	HDCP
<b>10 - Split Happens</b> Avg=380																
123	Charlie Lorino	bk123	96	0	0					0	0	0		0		1254
---	Pat Martin	0	0	0	0					0	0	0		0		544
120	Sam Lorino	129	90	4275	33	30.0	107	101	<b>118</b>	326	<b>593</b>	169	260	475	748	7347
127	Paul Lorino	128	91	4224	33	20.0	<b>147</b>	<b>133</b>	97	377	<b>650</b>	174	266	413	689	7248
132	Bobby Lorino	128	91	2699	21	13.5	127	109	147	383	<b>656</b>	159	247	433	697	5192
142	Brian Lorino	143	78	4727	33	28.0	115	139	<b>124</b>	378	<b>609</b>	174	253	480	723	7310
<b>11 - Pocket Pounders</b> Avg=646																
151	Mark Gray	165	58	3965	24	18.5	<b>151</b>	<b>151</b>	123	425	<b>590</b>	217	288	588	801	5378
155	Chris Mitchell	173	51	2079	12	12.0	158	143	<b>171</b>	472	<b>610</b>	216	283	570	726	2820
159	Jacob Brown	148	73	3563	24	16.0	<b>190</b>	<b>152</b>	<b>198</b>	540	<b>774</b>	198	276	540	774	5285
150	Jeff Brown	160	63	3374	21	18.0	<b>150</b>	<b>189</b>	132	471	<b>657</b>	232	304	580	796	4706
190	Frankie Portera	187	38	3943	21	19.0				0	0	258	308	648	798	4786
170	Tony Carpri	157	65	2843	18	12.0				0	0	211	265	550	712	3914
162	Mike Portera	160	63	1931	12	9.5				0	0	198	259	539	710	2645

**12 - BYE** Avg=0

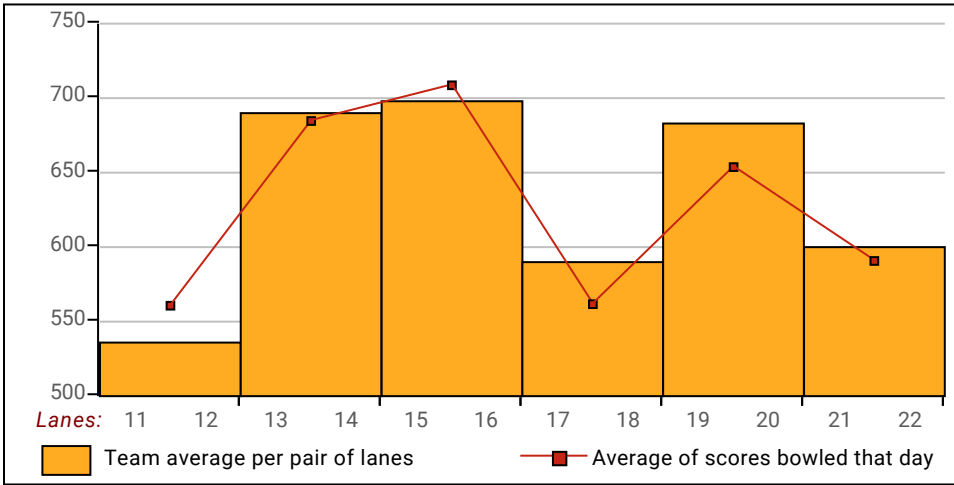
**High match Points: All Members of This League**

Name	Points Won	Points Lost	Name	Points Won	Points Lost
Sam Lorino	30.0	14.0	Gerald Burnett	15.0	25.0
Alex Dundon	29.0	15.0	Sangy Steelman	14.0	18.0
Brian Lorino	28.0	16.0	Stevie Robertson	14.0	18.0
John Bachofer	27.5	12.5	Vince Carpri	13.5	22.5
Michael Giardina	27.0	13.0	Bobby Lorino	13.5	14.5
Mike Dixon	27.0	13.0	Hunter Jones	12.0	28.0
Keith Nance	26.5	17.5	Tony Carpri	12.0	12.0
Lauren Douglas	26.0	18.0	Chris Mitchell	12.0	4.0
Jimmy Brown	25.5	18.5	Wes Ezzell	12.0	16.0
Billy Riley	25.5	14.5	Brad Boland	11.0	25.0
Kurt Dinga	24.0	20.0	Jason Lee	10.0	6.0
Greg Peterson	23.5	20.5	Josh Triola	10.0	6.0
Billy Fisher	22.0	22.0	Mike Portera	9.5	6.5
Brian Robinson	22.0	18.0	Kenny Lee	9.0	7.0
Ryan Nance	21.0	23.0	Andrew Robertson	9.0	23.0
Chris Vernon	20.5	15.5	Andrew Williams	9.0	3.0
Paul Lorino	20.0	24.0	David Burnum	9.0	2.0
Chris Jones	20.0	24.0	Russell Jordan	9.0	11.0
Frankie Portera	19.0	9.0	Joey Stamba	8.0	16.0
Jim Oswald	19.0	25.0	Ryan Knerr	7.0	13.0
Mark Gray	18.5	13.5	Joe Williams	7.0	1.0
Buddy Jessup	18.5	25.5	Mike Karam	5.0	7.0
Jeff Brown	18.0	10.0	Ben Watson	4.0	4.0
Autumn Meredith	18.0	22.0	Amanda Green	4.0	
Ross Carpri	17.0	15.0	Andrew Brown	3.0	1.0
Terry Knight	17.0	23.0	Will Gurner	1.0	3.0
Jonathan Hand	17.0	19.0	Bryant Hornsby		
John Young	17.0	7.0	Keith Chasteen		
Bill Riley	16.5	27.5	Umang Patel		
Jacob Brown	16.0	16.0	Eddie Kovacic		
Mike Vice	16.0	28.0	Travis Diggs		
Chad Eron	16.0	12.0	Charlie Lorino		
Pat Boland	15.0	25.0	Pat Martin		
Donnie Shunnarah	15.0	13.0	Shelton Boland		4.0

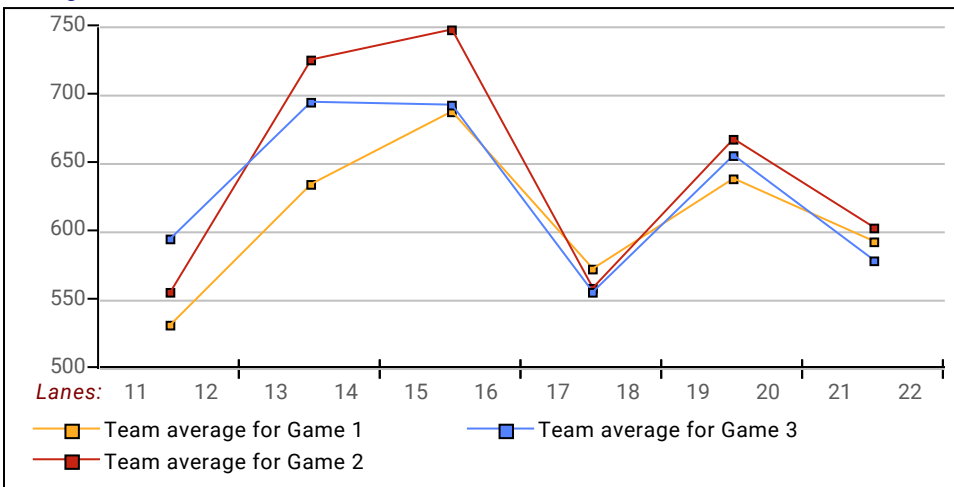
League Average Week-by-Week



**Team Average vs Avg of Scores**



**Average of Scores for Each Game**



**Amount Over/Under Team Average**

